



US00D827313S

(12) **United States Design Patent** (10) **Patent No.:** **US D827,313 S**  
**Eng et al.** (45) **Date of Patent:** **\*\* Sep. 4, 2018**

(54) **FABRIC SWATCH**  
(71) Applicants: **Edward Eng**, Arcadia, CA (US); **Fang Fang**, Arcadia, CA (US)  
(72) Inventors: **Edward Eng**, Arcadia, CA (US); **Fang Fang**, Arcadia, CA (US)  
(\*\*) Term: **15 Years**  
(21) Appl. No.: **29/641,258**  
(22) Filed: **Mar. 20, 2018**  
(51) **LOC (11) Cl.** ..... **05-05**  
(52) **U.S. Cl.**  
USPC ..... **D5/61**; D5/99  
(58) **Field of Classification Search**  
USPC ..... D5/1, 14, 20, 26, 43, 46, 47, 52, 55, 56, D5/58-64, 99, 53; D6/582, 583, 592, D6/602, 613, 617, 619, 622; D20/27, 28; D25/138, 150, 151, 156  
CPC .... B44F 3/00; B44F 7/00; D03D 3/00; D03D 9/00; D03D 15/00; D06N 7/00; D21F 1/0027; D21H 5/02; D21H 27/02; F41H 3/02  
See application file for complete search history.

(56) **References Cited**  
U.S. PATENT DOCUMENTS  
D35,125 S \* 9/1901 Stafel et al. .... D5/27  
D112,824 S \* 1/1939 Doft ..... D5/27  
D122,623 S \* 9/1940 Bixer ..... D5/59  
D122,657 S \* 9/1940 Bixer ..... D5/61  
4,000,342 A \* 12/1976 Rochelle ..... D06C 23/02  
26/29 R  
D354,853 S \* 1/1995 Schulz ..... D5/53  
D354,856 S \* 1/1995 Schulz ..... D5/53  
D356,688 S \* 3/1995 Uitenbroek ..... D5/52  
D375,428 S 11/1996 Gall  
D377,419 S \* 1/1997 Schulz ..... D5/27  
D390,708 S 2/1998 Brown

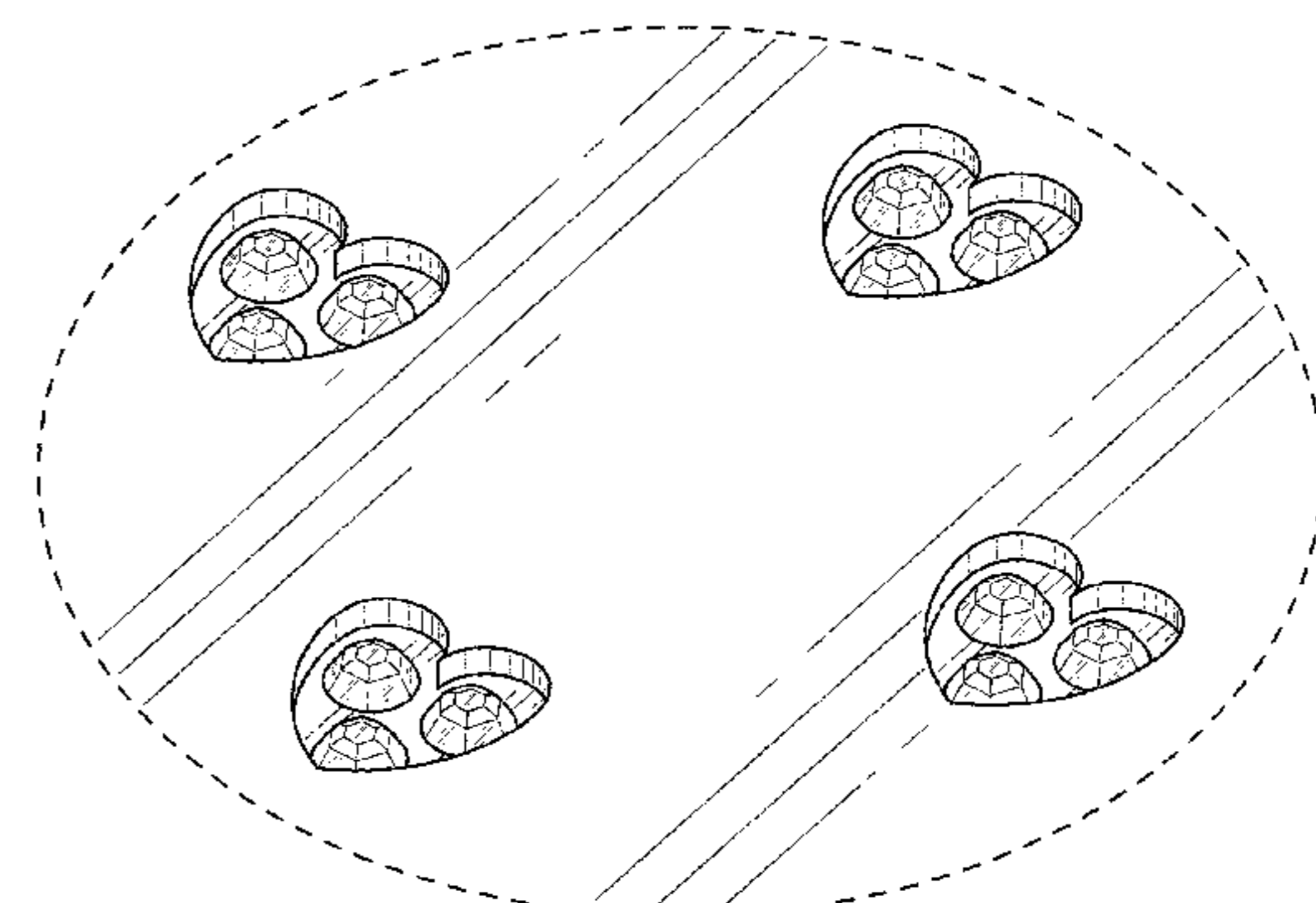
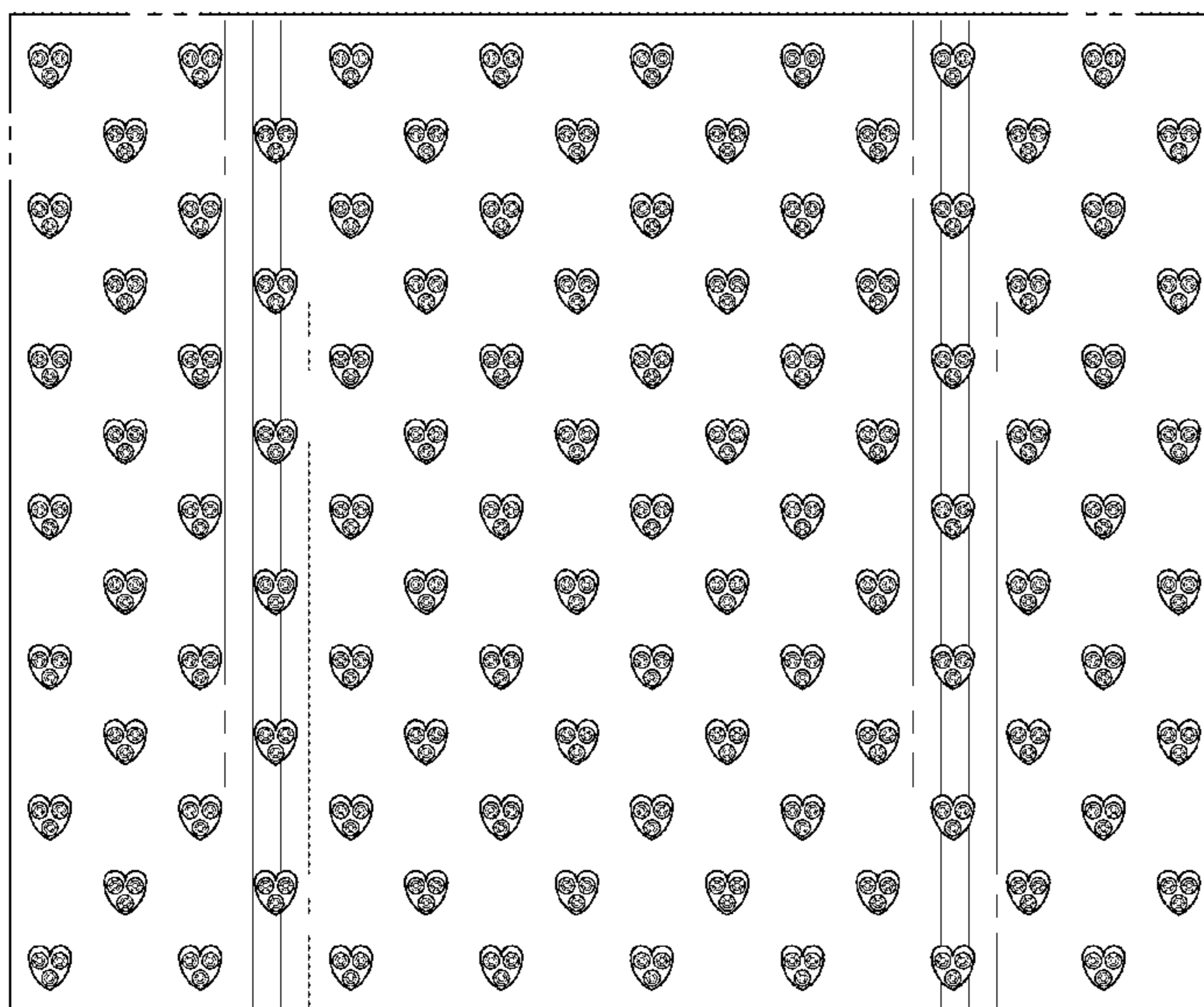
D428,267 S 7/2000 Romano  
D433,238 S \* 11/2000 Pratt ..... D5/35  
D448,479 S \* 9/2001 Foy ..... D24/124  
D454,433 S 3/2002 Peter  
D458,034 S \* 6/2002 Kao ..... D5/20  
D459,590 S \* 7/2002 Kao ..... D5/20  
D466,702 S 12/2002 Carlson  
D472,057 S 3/2003 Cassingham  
D472,696 S \* 4/2003 Magro ..... D2/902  
D489,904 S 5/2004 Lee  
D507,413 S \* 7/2005 Farahat ..... D5/20  
D510,665 S \* 10/2005 Watts ..... D5/26  
D550,970 S \* 9/2007 Vidal ..... D5/26  
D559,550 S \* 1/2008 Saitoh ..... D5/27  
(Continued)

*Primary Examiner* — Karen S Acker  
(74) *Attorney, Agent, or Firm* — Mitchell Law PLLC; Matthew W. Mitchell

(57) **CLAIM**  
The ornamental design for a fabric swatch, as shown and described.

**DESCRIPTION**  
FIG. 1 is a front isometric view of the fabric swatch showing our new invention;  
FIG. 2 is a front view thereof;  
FIG. 3 is a rear view thereof;  
FIG. 4 is a top plan view thereof, the bottom plan view being a mirror image thereof;  
FIG. 5 is a right side view thereof, the left side view being a mirror image thereof; and,  
FIG. 6 is an enlarged isometric detail view of area 6 circumscribed within FIG. 1.  
The broken lines on the edges of the drawings depict portions of the fabric swatch that form no part of the claimed design. The broken line circumscribing part of the design within FIG. 1 and around the FIG. 6 drawing indicate the area of the enlarged detail and form no part of the claimed design.

**1 Claim, 5 Drawing Sheets**



(56)

**References Cited**

U.S. PATENT DOCUMENTS

D630,858 S	1/2011	Kim	
D668,060 S	10/2012	Cordovana	
D674,228 S *	1/2013	Becker .....	D6/588
D693,129 S	11/2013	Berenstain	
D726,399 S *	4/2015	Shen .....	D2/948
D782,830 S *	4/2017	Enderby .....	D5/37
D808,177 S	1/2018	Liu	
2005/0098281 A1 *	5/2005	Schulz .....	B31F 1/07 162/117

\* cited by examiner

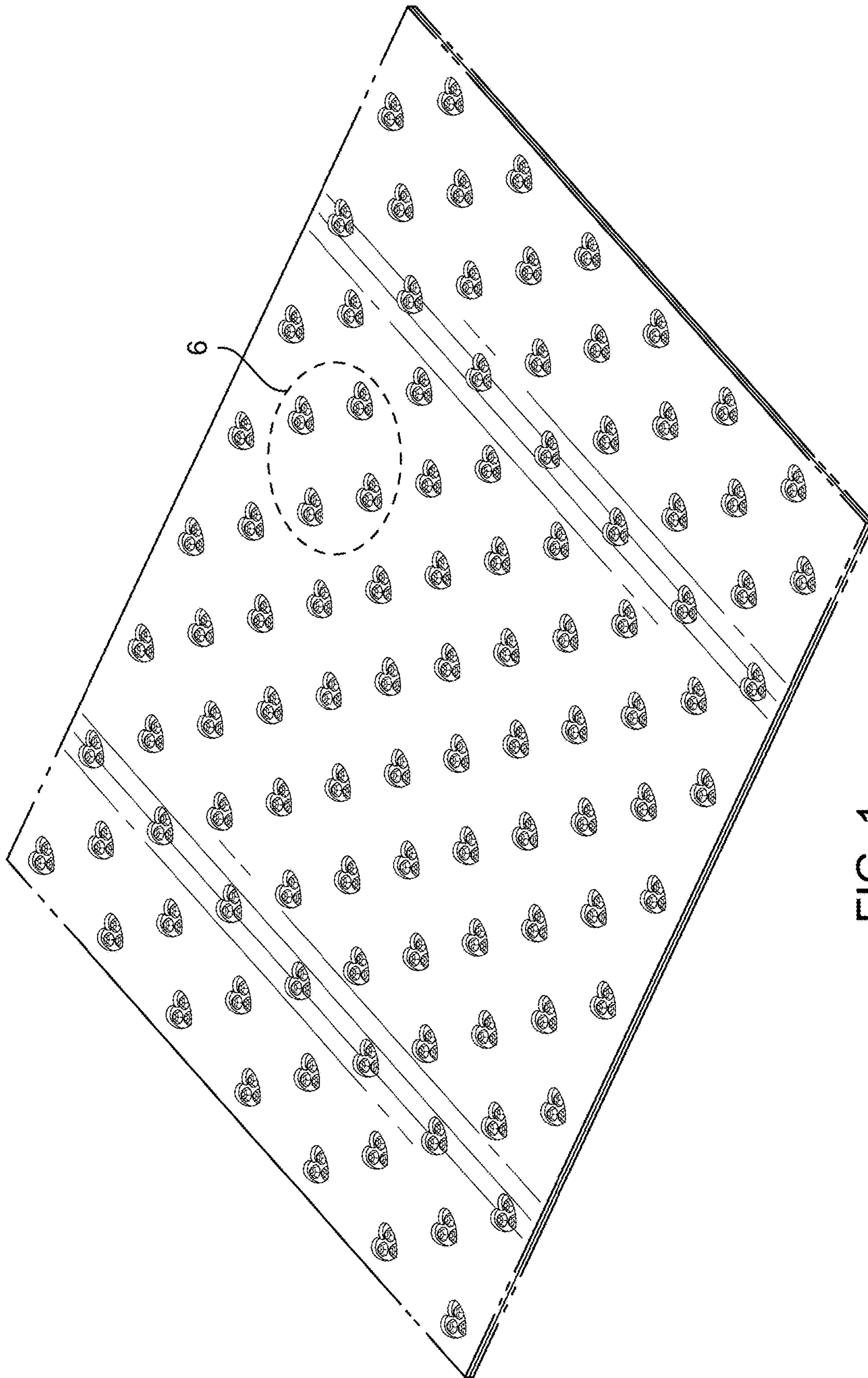


FIG. 1






FIG. 2




FIG. 3



FIG. 4




FIG. 5

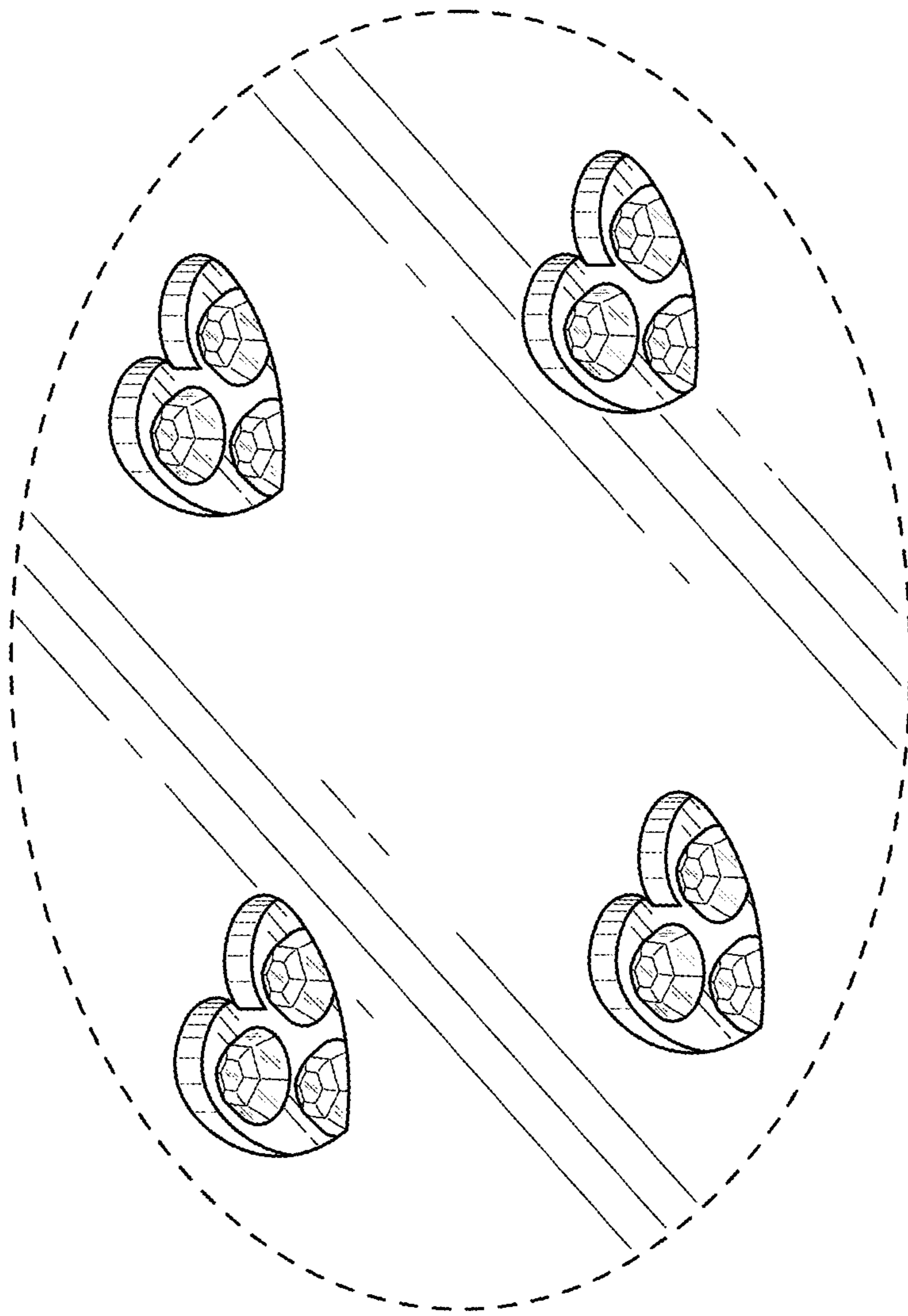


FIG. 6