



US00D827311S

(12) **United States Design Patent**
Nicoline

(10) **Patent No.:** **US D827,311 S**
(45) **Date of Patent:** **** Sep. 4, 2018**

- (54) **DOME APPLICATOR**
- (71) Applicant: **Paris Presents Incorporated**, Gurnee, IL (US)
- (72) Inventor: **Alyssa C Nicoline**, McHenry, IL (US)
- (73) Assignee: **PARIS PRESENTS INCORPORATED**, Gurnee, IL (US)
- (**) Term: **15 Years**
- (21) Appl. No.: **29/598,293**
- (22) Filed: **Mar. 24, 2017**
- (51) **LOC (11) Cl.** **04-99**
- (52) **U.S. Cl.**
USPC **D4/138**
- (58) **Field of Classification Search**
USPC D4/104, 110, 114, 116, 118, 119, 120, D4/121, 127, 128, 138, 132, 135, 199; D28/7, 57, 30, 73, 75, 76, 77, 89; D8/80, D8/83, 94, 107, 300, 301; D24/180; D32/51, 52; D19/108, 115, 125; 15/106, 15/159.1, 160, 176.1, 184, 190-194; 132/289, 294, 298, 313, 317, 320
CPC A46B 5/00; A46B 5/0016; A46B 5/26; A46B 5/005; A46B 2200/20; A46B 2200/104; A46B 2200/1046; A46B 2200/202; A46B 2200/108; A46B 2200/1086; A46B 2200/1093; A46B 17/04; A46B 11/00; A46B 11/001; A46B 11/0003; A46B 11/0006; A46B 11/0013; A46B 15/0055; A46B 15/0061; A46B 7/026; A61C 3/00; A61M 35/003; B05C 17/0205; B05C 17/04; B05C 1/06
See application file for complete search history.

- D302,338 S * 7/1989 Philippi D24/119
- D307,332 S * 4/1990 Dahm D28/7
- 5,542,144 A * 8/1996 Forsline A46D 1/00
132/320
- D396,131 S * 7/1998 Wiggins D28/57
- D404,281 S * 1/1999 Milbury D8/107
- D458,761 S * 6/2002 Mason D4/135
- D459,896 S * 7/2002 Kapp D4/138
- D502,572 S * 3/2005 Dumler D28/76
- D536,138 S * 1/2007 Py D28/76
- D557,020 S * 12/2007 Dovellos D4/138
- D562,566 S * 2/2008 Mink D4/135
- D589,773 S * 4/2009 Finochiaro D21/756
- D628,393 S * 12/2010 Burridge D4/127

(Continued)

FOREIGN PATENT DOCUMENTS

- WO WO-2015128139 A1 * 9/2015 A61C 3/00
- WO WO-2017173110 A1 * 10/2017

Primary Examiner — Wan Laymon
Assistant Examiner — Clint A Samuel
(74) *Attorney, Agent, or Firm* — Quarles & Brady LLP

(57) **CLAIM**

The ornamental design for a dome applicator, substantially as shown and described.

DESCRIPTION

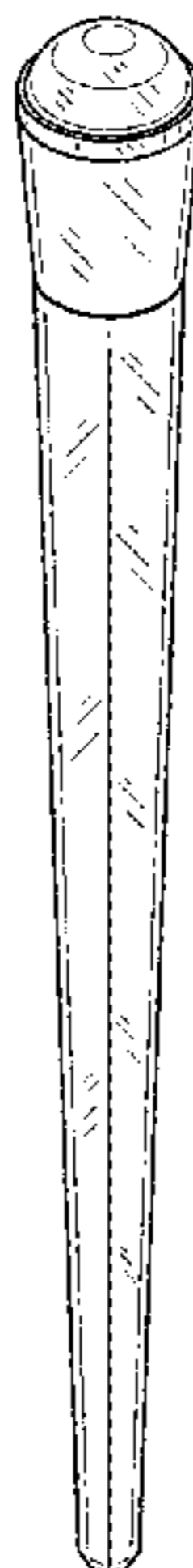
FIG. 1 is a top perspective view of a dome applicator showing our new design;
FIG. 2 is a front view thereof, the back view is a mirror image thereof;
FIG. 3 is a right side view thereof, the left side view mirror image thereof;
FIG. 4 is a top plan view thereof; and,
FIG. 5 is a bottom plan view thereof.
The dome applicator is not limited to the scale shown herein.

1 Claim, 3 Drawing Sheets

(56) **References Cited**

U.S. PATENT DOCUMENTS

- 3,276,062 A * 10/1966 Palumbo B01L 99/00
15/104.94
- D285,367 S * 8/1986 Lindner D28/57



(56)

References Cited

U.S. PATENT DOCUMENTS

D633,362 S *	3/2011	Ayala	D8/107
D664,251 S *	7/2012	Ruiz, Sr.	D24/133
D666,008 S *	8/2012	Boudreau	D4/135
D735,406 S *	7/2015	Poletto	D28/7
D758,742 S *	6/2016	Nicoline	D4/138
D776,342 S *	1/2017	Otani	D28/7
D776,941 S *	1/2017	Nicoline	D4/138
D794,965 S *	8/2017	Salm	D4/138
D794,966 S *	8/2017	Salm	D4/138
D795,596 S *	8/2017	Salm	D4/138
D802,308 S *	11/2017	Salm	D4/138

* cited by examiner

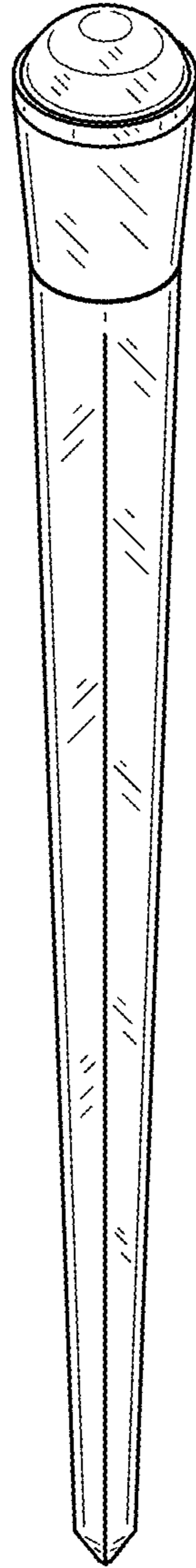


FIG.1

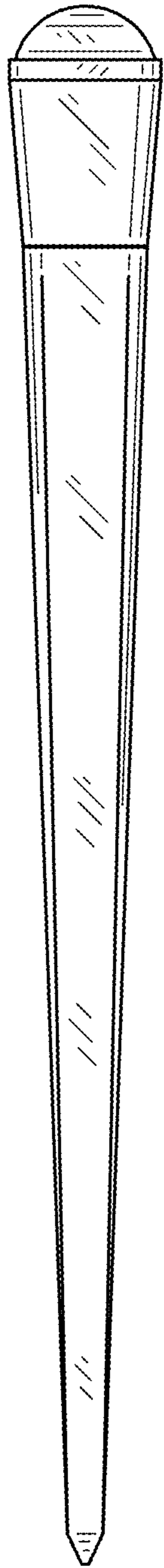


FIG. 2

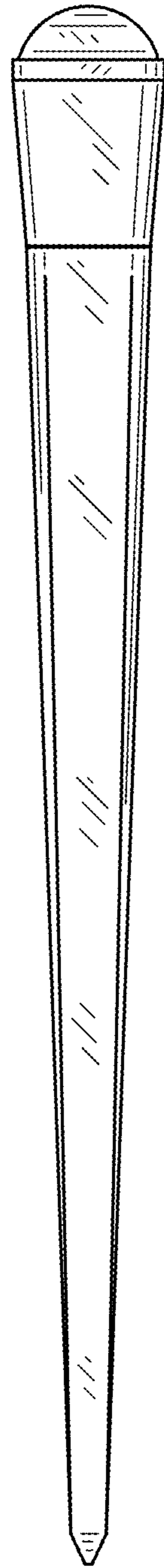


FIG. 3

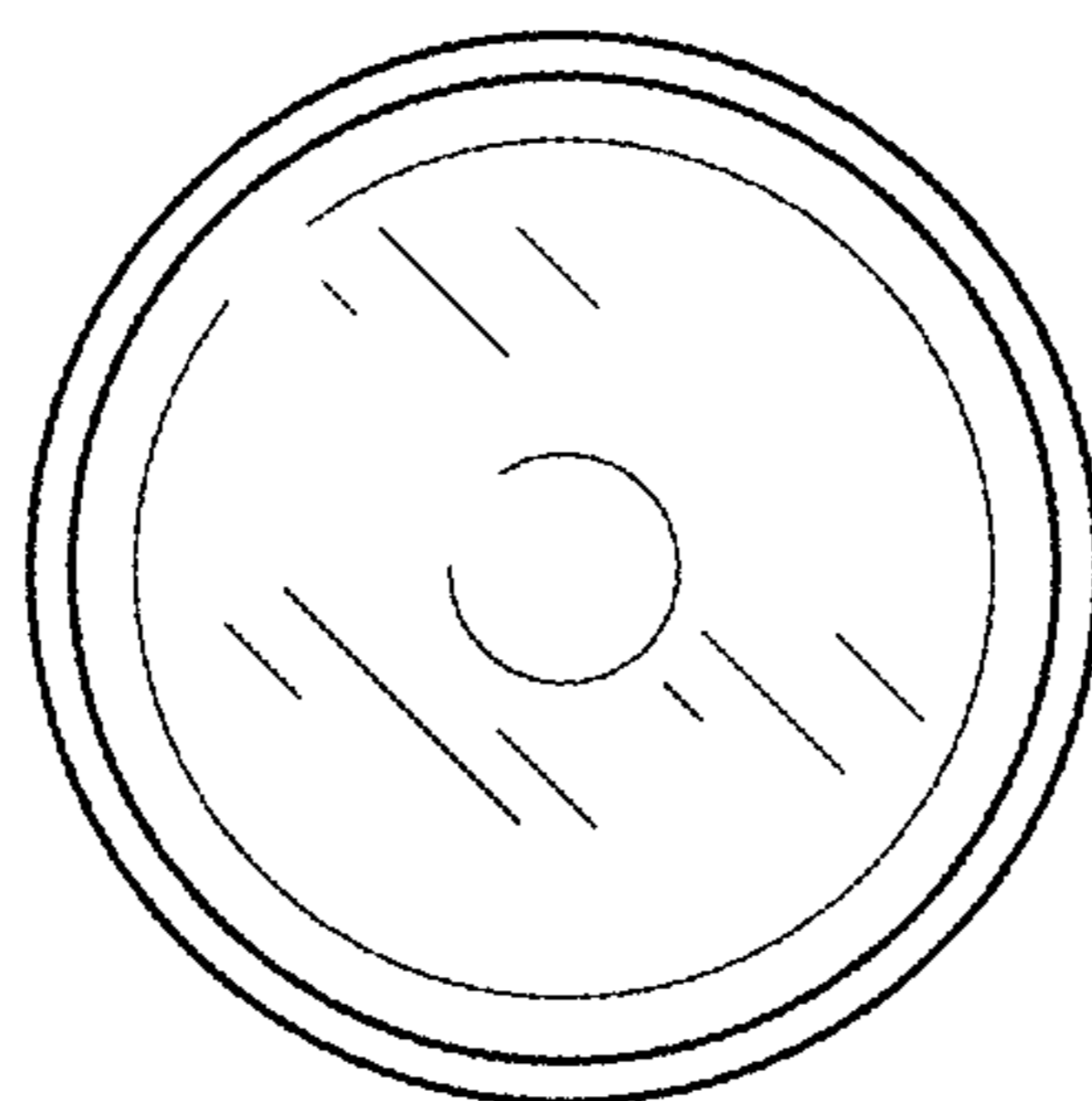


FIG.4

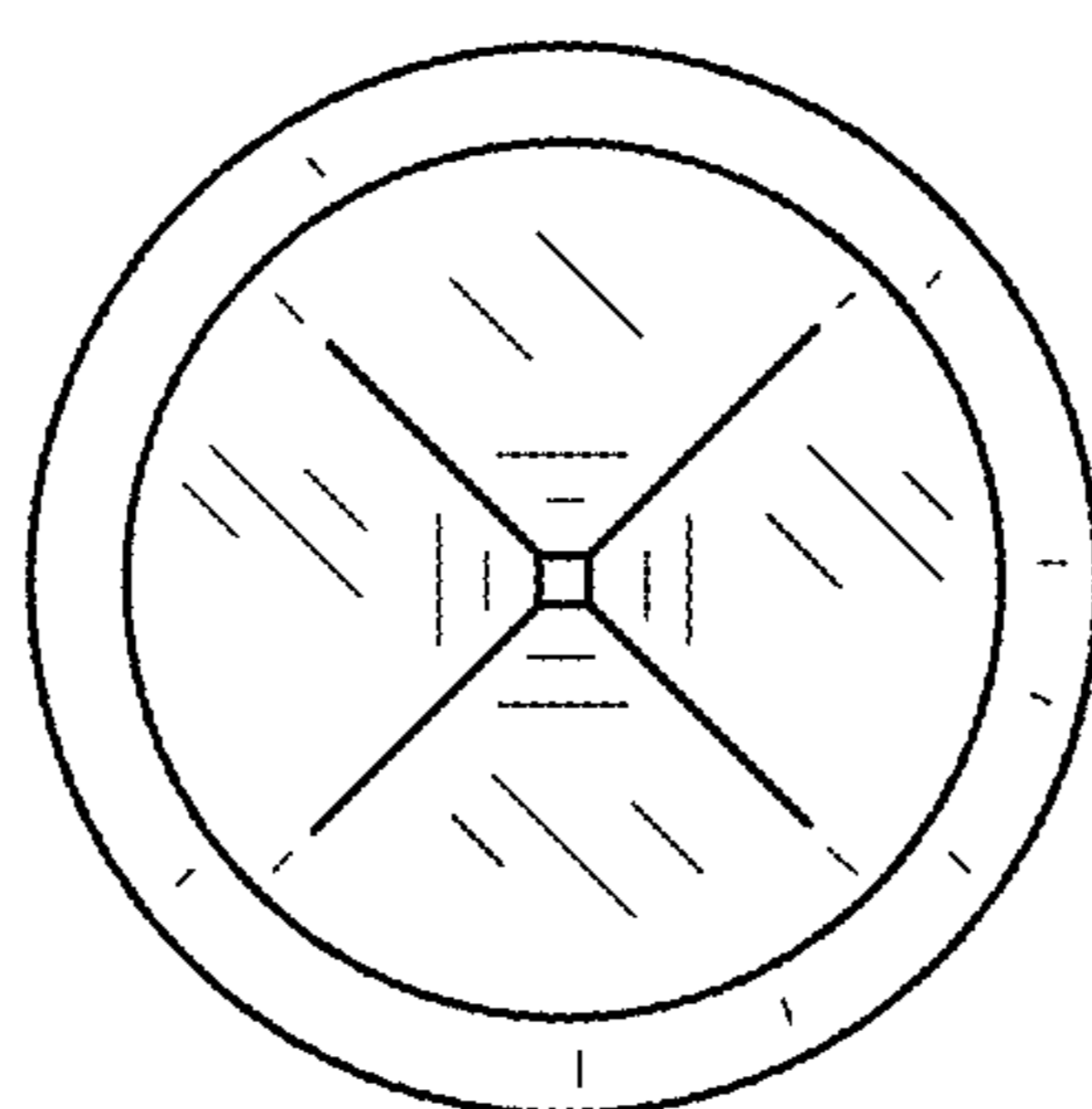


FIG.5