



US00D827310S

(12) **United States Design Patent**
Allenback

(10) **Patent No.:** **US D827,310 S**
(45) **Date of Patent:** **** Sep. 4, 2018**

(54) **BRUSH HANDLE**
(71) Applicant: **Paris Presents Incorporated**, Gurnee, IL (US)
(72) Inventor: **Taylor Allenback**, Chicago, IL (US)
(73) Assignee: **PARIS PRESENTS INCORPORATED**, Gurnee, IL (US)
(**) Term: **15 Years**

Primary Examiner — Wan Laymon
Assistant Examiner — Clint A Samuel
(74) *Attorney, Agent, or Firm* — Quarles & Brady LLP

(21) Appl. No.: **29/596,637**
(22) Filed: **Mar. 9, 2017**
(51) **LOC (11) Cl.** **04-99**
(52) **U.S. Cl.**
USPC **D4/138**
(58) **Field of Classification Search**
USPC D4/104, 110, 114, 116, 118, 119, 120, D4/121, 127, 128, 138, 132, 135, 199; D28/7, 57, 30, 73, 75, 76, 77, 89; D8/80, D8/83, 94, 107, 300, 301; D24/180; D32/51, 52; D19/108, 115, 125; 15/106, 15/159.1, 160, 176.1, 184, 190-194; 132/289, 294, 298, 313, 317, 320
CPC A46B 5/00; A46B 5/0016; A46B 5/26; A46B 5/005; A46B 2200/20; A46B 2200/104; A46B 2200/1046; A46B 2200/202; A46B 2200/108; A46B 2200/1086; A46B 2200/1093; A46B 17/04; A46B 11/00; A46B 11/001; A46B 11/0003; A46B 11/0006; A46B 11/0013; A46B 15/0055; A46B 15/0061; A46B 7/026; A61C 3/00; A61M 35/003; B05C 17/0205; B05C 17/04; B05C 1/06
See application file for complete search history.

(57) **CLAIM**

The ornamental design for a brush handle, substantially as shown and described.

DESCRIPTION

FIG. 1 is a top perspective view of a first embodiment of a brush handle having a ferrule with round top showing our new design;
FIG. 2 is a front view thereof, the back view is a mirror image thereof;
FIG. 3 is a right side view thereof, the left side view mirror image thereof;
FIG. 4 is a top plan view thereof;
FIG. 5 is a bottom plan view thereof;
FIG. 6 is a top perspective view of a second embodiment of a brush handle having a ferrule with an oval top showing our new design;
FIG. 7 is a front view thereof, the back view mirror image thereof;
FIG. 8 is a right side view thereof, the left side view mirror image thereof;
FIG. 9 is a right side view thereof;
FIG. 10 is a left side view thereof;
FIG. 11 is a top plan view thereof; and,
FIG. 12 is a bottom plan view thereof.
The brush handle is not limited to the scale shown herein. Broken lines of FIGS. 1-12 illustrate portions of the brush that form no part of the claimed invention.

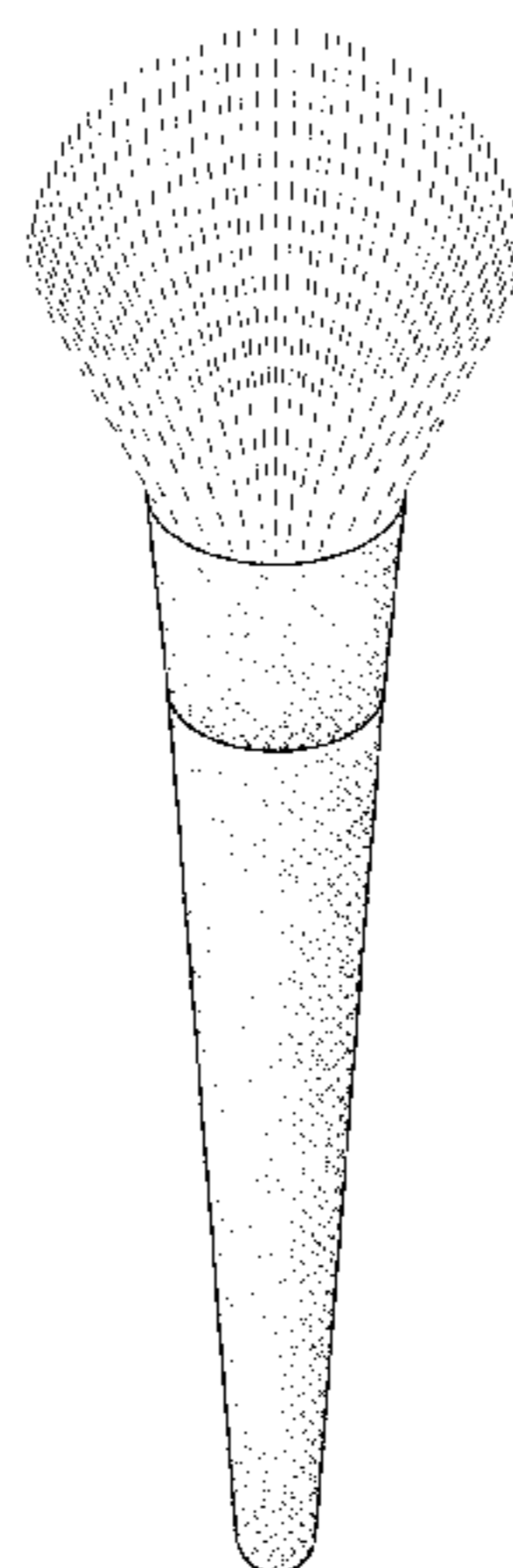
(56) **References Cited**

U.S. PATENT DOCUMENTS

5,542,144 A * 8/1996 Forsline A46D 1/00 132/320
5,926,903 A * 7/1999 Kim A46B 5/0095 15/176.1
6,039,051 A * 3/2000 Dorf A45D 40/28 132/313
D458,761 S * 6/2002 Mason D4/135

(Continued)

1 Claim, 7 Drawing Sheets



(56)

References Cited

U.S. PATENT DOCUMENTS

7,416,080 B1 * 8/2008 Langer A45D 33/00
 206/15.2
 D666,008 S * 8/2012 Boudreau D4/135
 D776,941 S * 1/2017 Nicoline D4/138
 D782,730 S * 3/2017 Zhang D28/7
 9,642,441 B1 * 5/2017 Ajootian A45D 40/262
 D788,471 S * 6/2017 Dunaway D4/135
 D793,090 S * 8/2017 Allen D4/127
 D794,966 S * 8/2017 Salm D4/138
 D802,938 S * 11/2017 Nicoline D4/135
 2010/0236004 A1 * 9/2010 Xu A46B 5/0095
 15/160
 2011/0017226 A1 * 1/2011 Choi A45D 20/52
 132/120
 2011/0174680 A1 * 7/2011 Arvin A45D 33/00
 206/581
 2012/0298130 A1 * 11/2012 Telwar A46B 3/08
 132/317
 2016/0128445 A1 * 5/2016 Lim A45D 33/36
 132/317
 2016/0262528 A1 * 9/2016 Telwar A46B 3/10
 2017/0188691 A1 * 7/2017 Richards A46B 5/0095
 2017/0265637 A1 * 9/2017 Telwar A46B 9/021

* cited by examiner

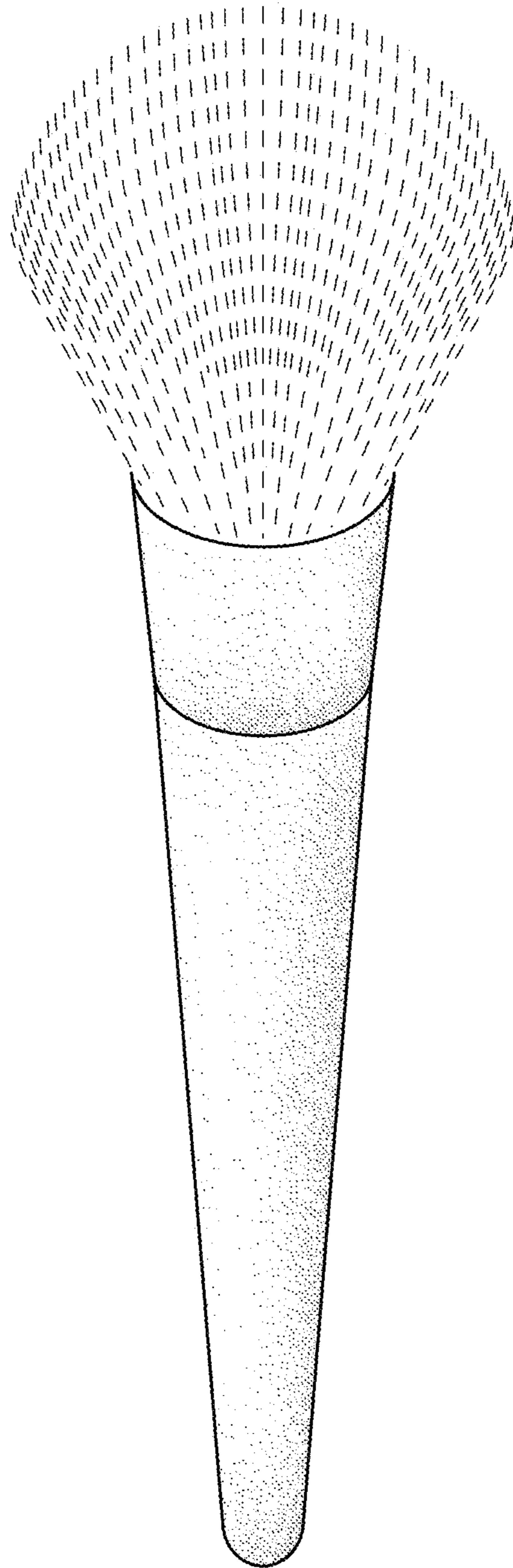


FIG.1




FIG. 2

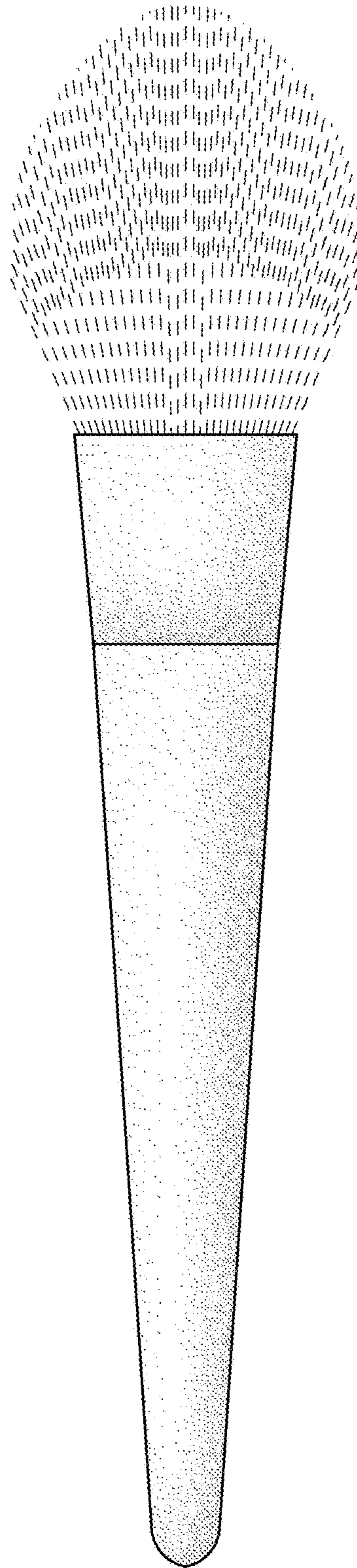


FIG. 3

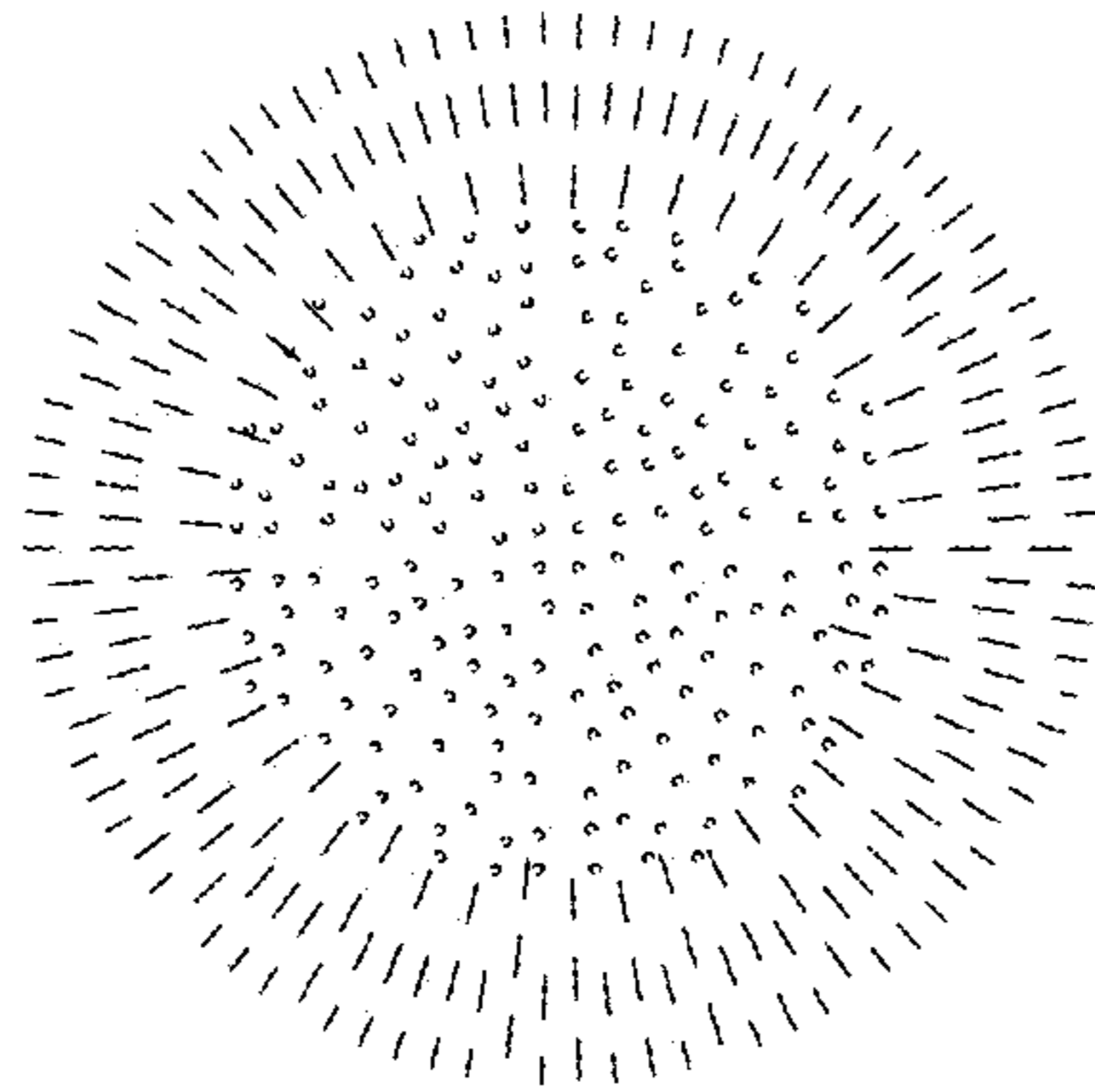


FIG. 4

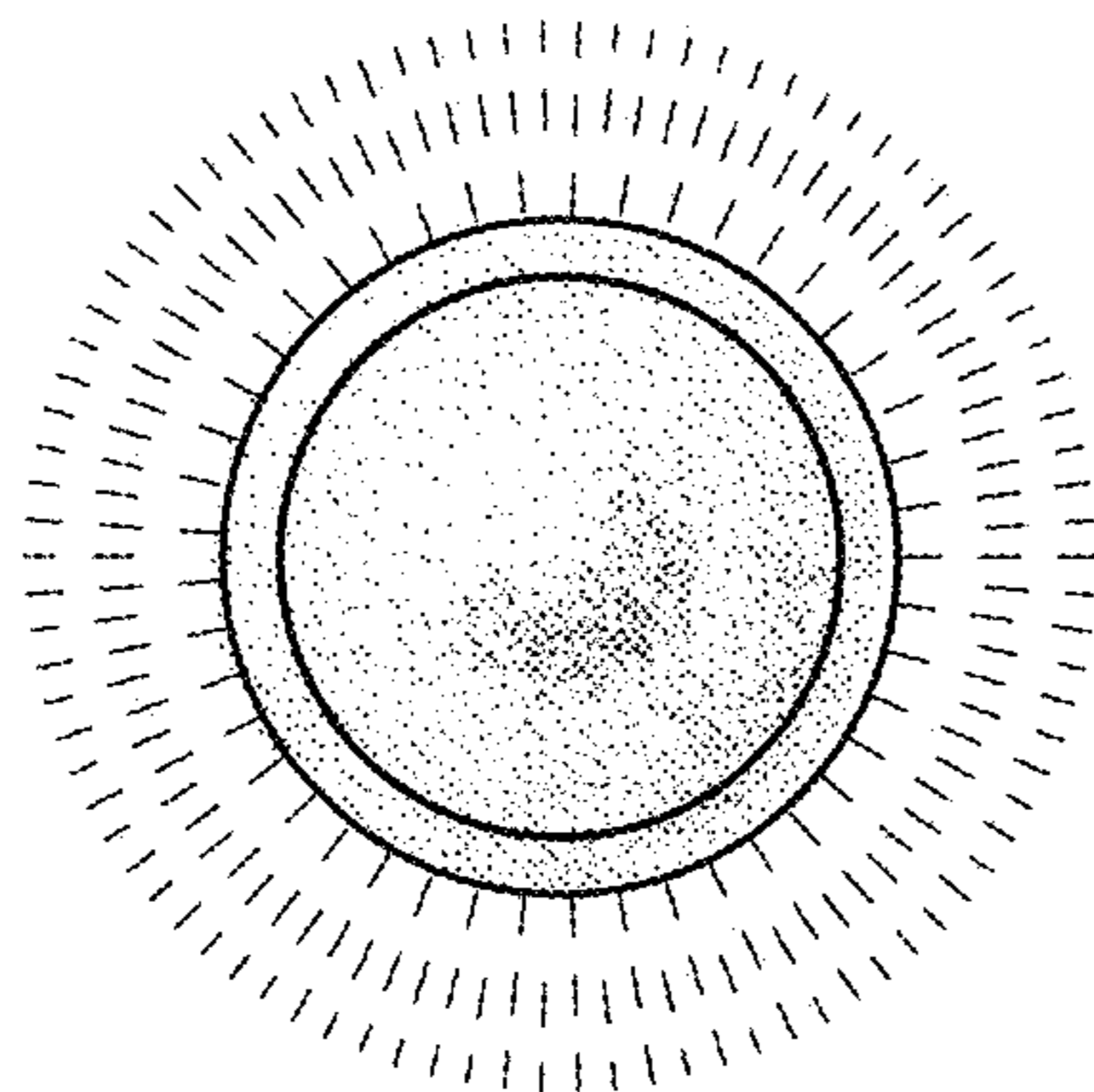


FIG. 5

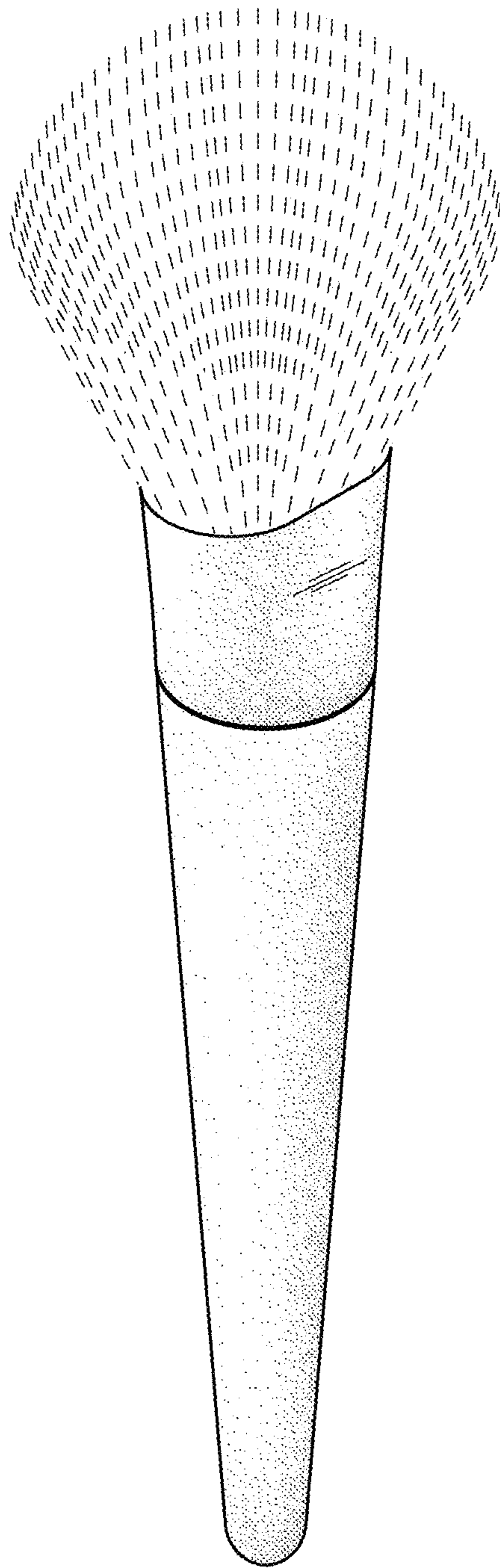


FIG.6




FIG. 7




FIG. 8

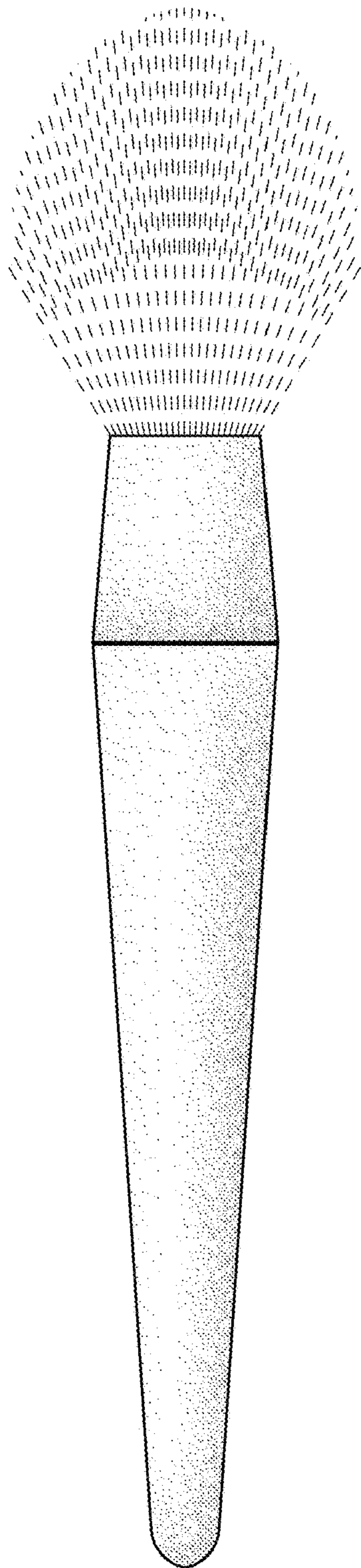


FIG. 9




FIG. 10




FIG. 11

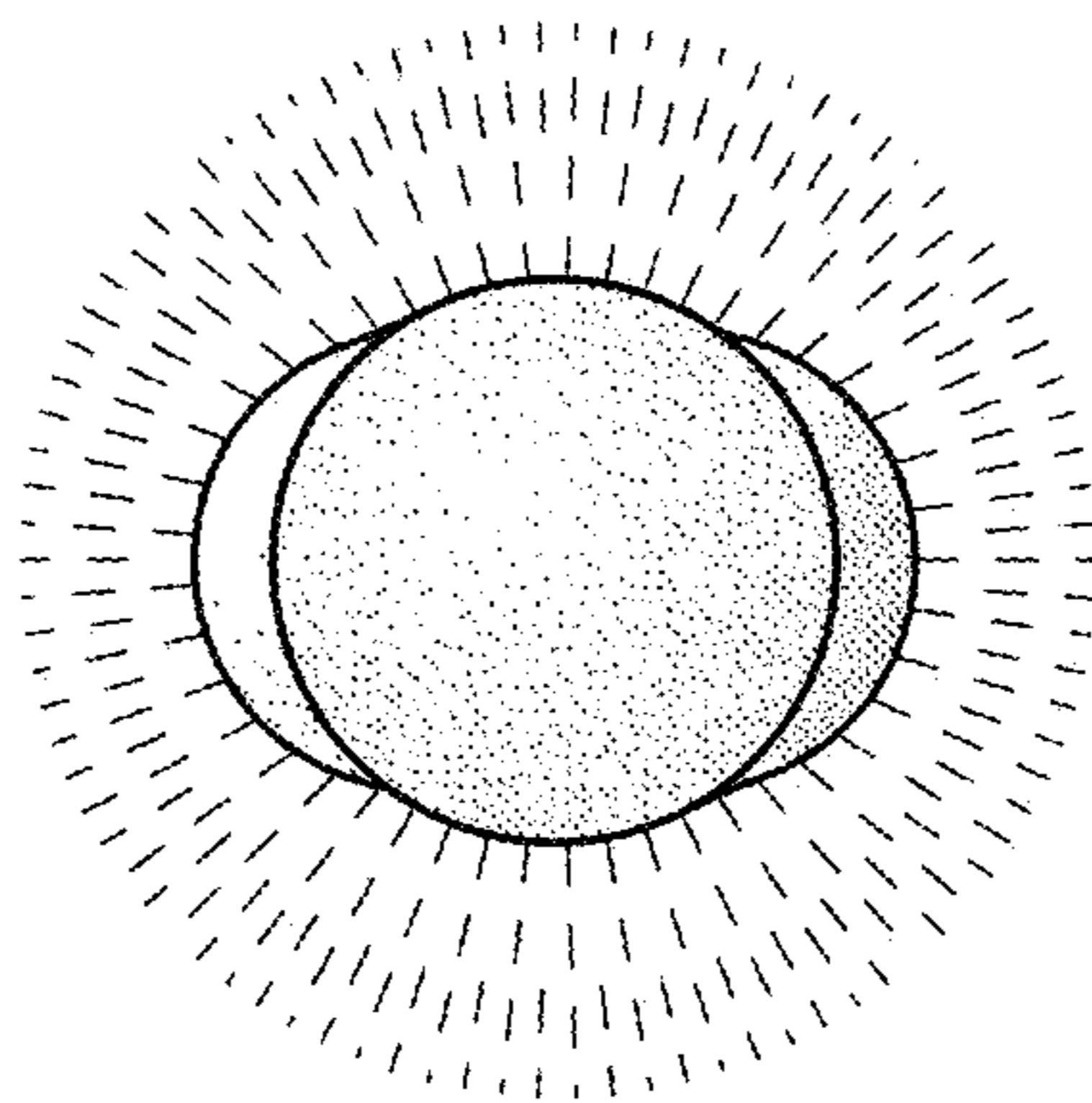


FIG. 12