



US00D827278S

(12) **United States Design Patent**
Shyllon

(10) **Patent No.:** **US D827,278 S**

(45) **Date of Patent:** **** Sep. 4, 2018**

- (54) **SHOE UPPER**
- (71) Applicant: **NIKE, Inc.**, Beaverton, OR (US)
- (72) Inventor: **Tamimu A. Shyllon**, Portland, OR (US)
- (73) Assignee: **NIKE, Inc.**, Beaverton, OR (US)
- (**) Term: **15 Years**
- (21) Appl. No.: **29/574,427**
- (22) Filed: **Aug. 15, 2016**
- (51) **LOC (11) Cl.** **02-04**
- (52) **U.S. Cl.**
USPC **D2/972**
- (58) **Field of Classification Search**
USPC D2/902, 906–912, 943–947, 964,
D2/968–969, 970, 972–974, 977, 980,
D2/983–986, 994, 901; D24/192;
D5/1–3, 47, 53, 61
CPC ... A43B 3/0047; A43B 3/0052; A43B 3/0057;
A43B 3/0063; A43B 3/0068; A43B
3/0073; A43B 1/04; A43B 1/06; A43B
5/00; A43B 5/02; A43B 5/06; A43B 5/10;
A43B 5/14; A43B 23/0245; A43B
13/125; A43B 13/186; A43C 3/00; A43C
7/06
See application file for complete search history.

(56) **References Cited**
U.S. PATENT DOCUMENTS

D438,697 S *	3/2001	Matis	D2/902
D456,985 S *	5/2002	Clegg	D2/972
D457,296 S *	5/2002	Burt	D2/902
D458,015 S *	6/2002	Dolan	D2/972
D460,251 S *	7/2002	Dolan	D2/972
D512,815 S *	12/2005	Stauffer	D2/907
D515,299 S *	2/2006	Burg	D2/969
D639,042 S *	6/2011	Gibson	D2/969

8,572,866 B2 *	11/2013	Dojan	A43B 23/0235 36/3 A
D731,158 S *	6/2015	Backus	D2/915
D731,765 S *	6/2015	Opie	D2/907
D745,259 S *	12/2015	Bell	D2/972
D753,376 S *	4/2016	Birkinhead	D2/902
9,320,312 B2 *	4/2016	Lyttle	A43B 1/00
D756,621 S *	5/2016	Weddle	D2/969
D779,182 S *	2/2017	Hobson	D2/960
D793,706 S *	8/2017	Winfield	D2/972
D795,559 S *	8/2017	Jury	D2/972
9,723,895 B2 *	8/2017	Schaefer	A43B 1/0027
D796,163 S *	9/2017	Lee	D2/902
D796,821 S *	9/2017	Chang	D2/972
D805,273 S *	12/2017	Birkinhead	D2/908
D807,009 S *	1/2018	Lee	D2/972
2011/0088282 A1 *	4/2011	Dojan	A43B 23/0235 36/45
2011/0088285 A1 *	4/2011	Dojan	A43B 1/04 36/87

(Continued)

Primary Examiner — Jeffrey D Asch
Assistant Examiner — Rebekah A Caruso
(74) *Attorney, Agent, or Firm* — Banner & Witcoff, Ltd.

(57) **CLAIM**

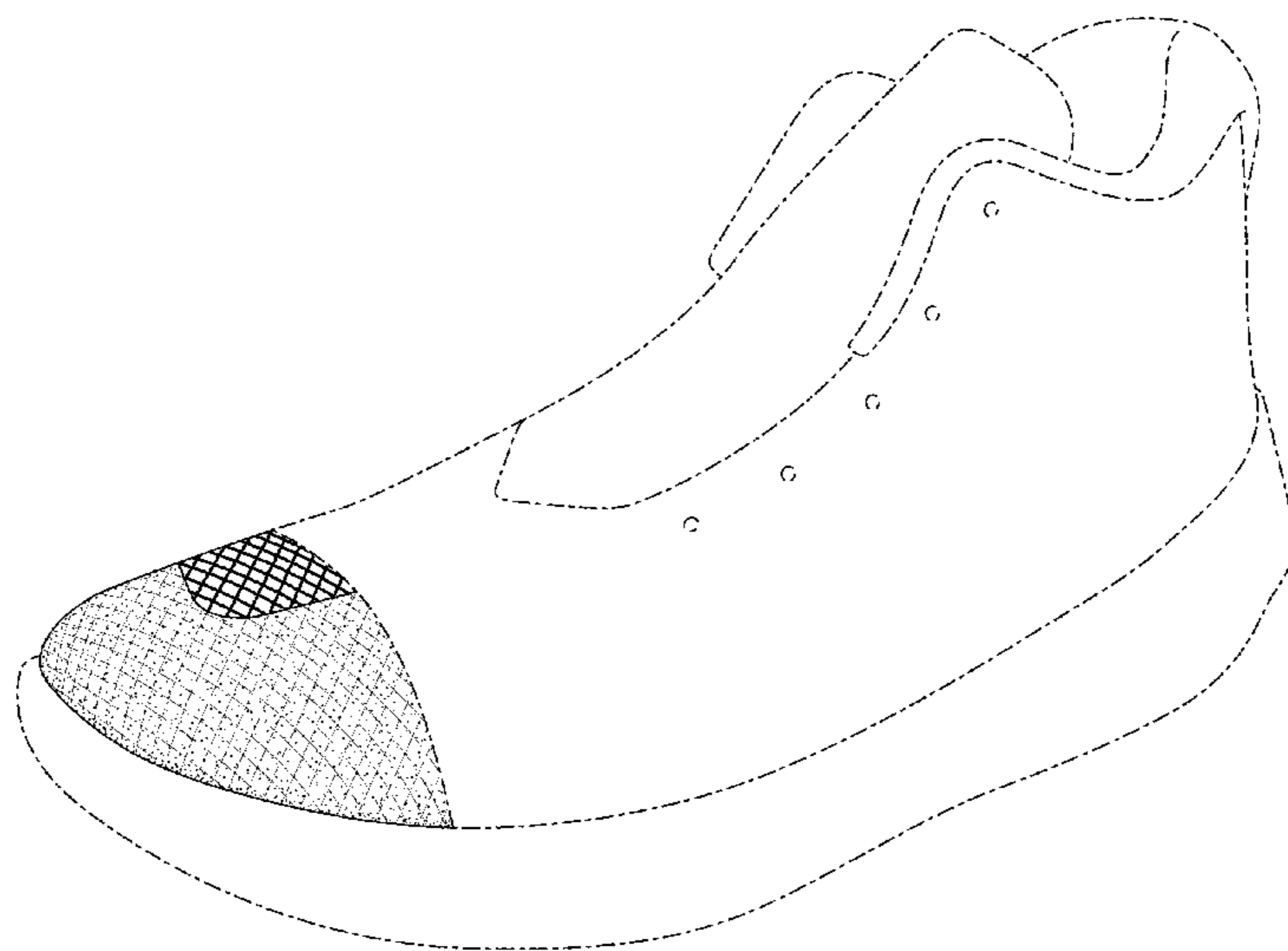
The ornamental design for a shoe upper, as shown and described.

DESCRIPTION

FIG. 1 is a front perspective view of a shoe upper showing my new design;
FIG. 2 is a top view thereof;
FIG. 3 is a side view thereof;
FIG. 4 is a second side view thereof; and,
FIG. 5 is a front view thereof.

The broken line immediately adjacent to the rear edge of the shaded area defines the bounds of the claimed design and forms no part thereof. The broken lines showing the remainder of the shoe are for environmental purposes only and form no part of the claimed design.

1 Claim, 5 Drawing Sheets



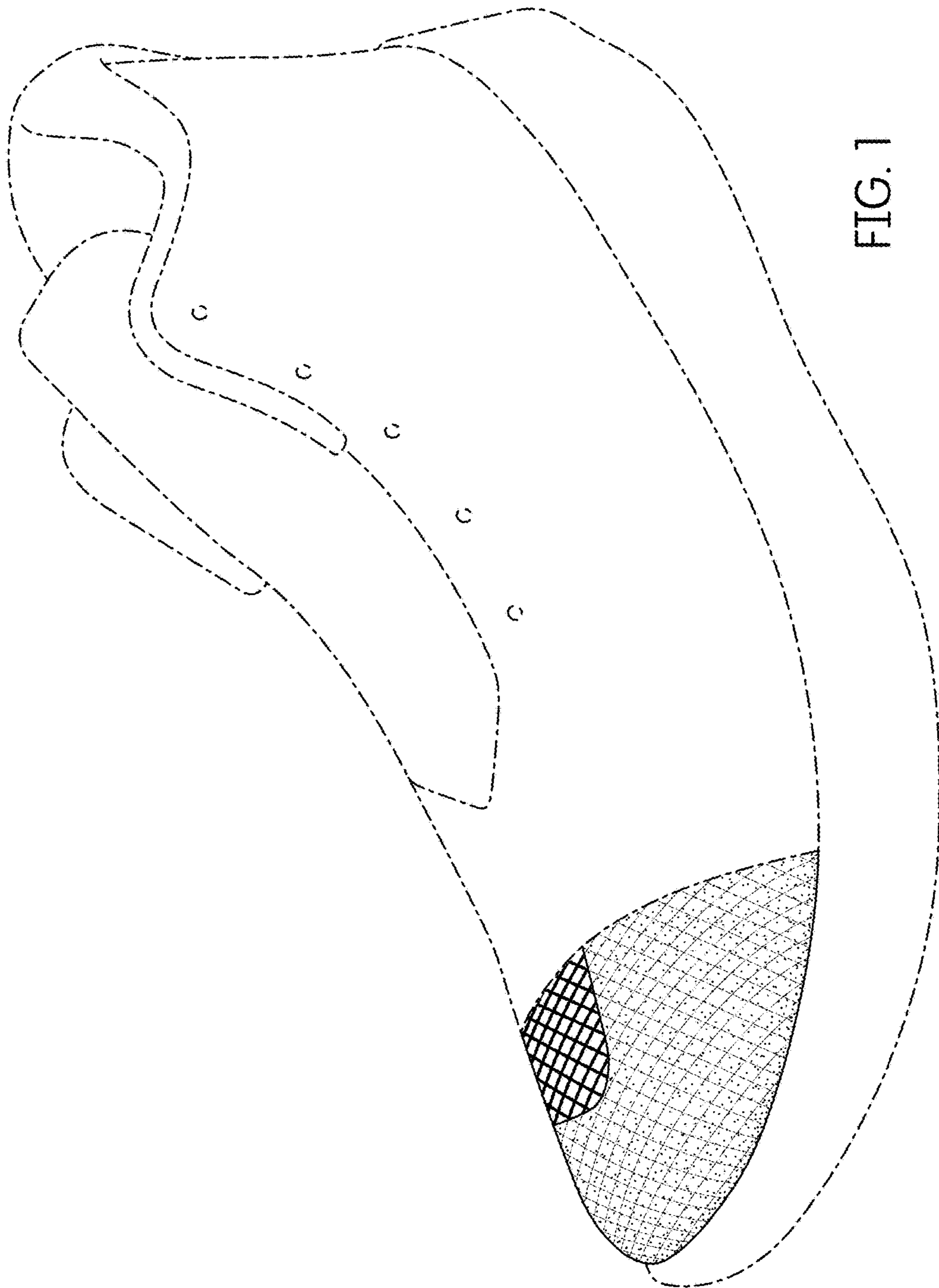
(56)

References Cited

U.S. PATENT DOCUMENTS

2014/0150297 A1* 6/2014 Holmes A43B 13/125
36/103
2014/0259760 A1* 9/2014 Dojan A43B 23/026
36/45

* cited by examiner



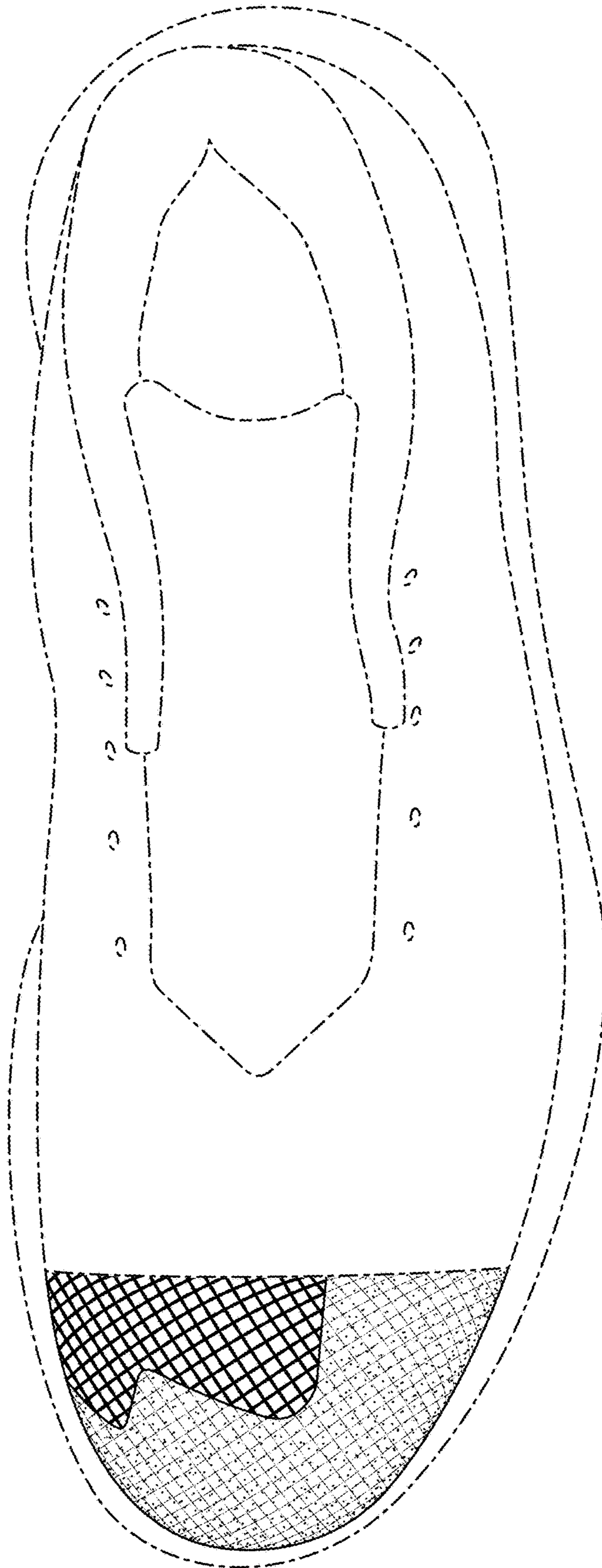


FIG. 2

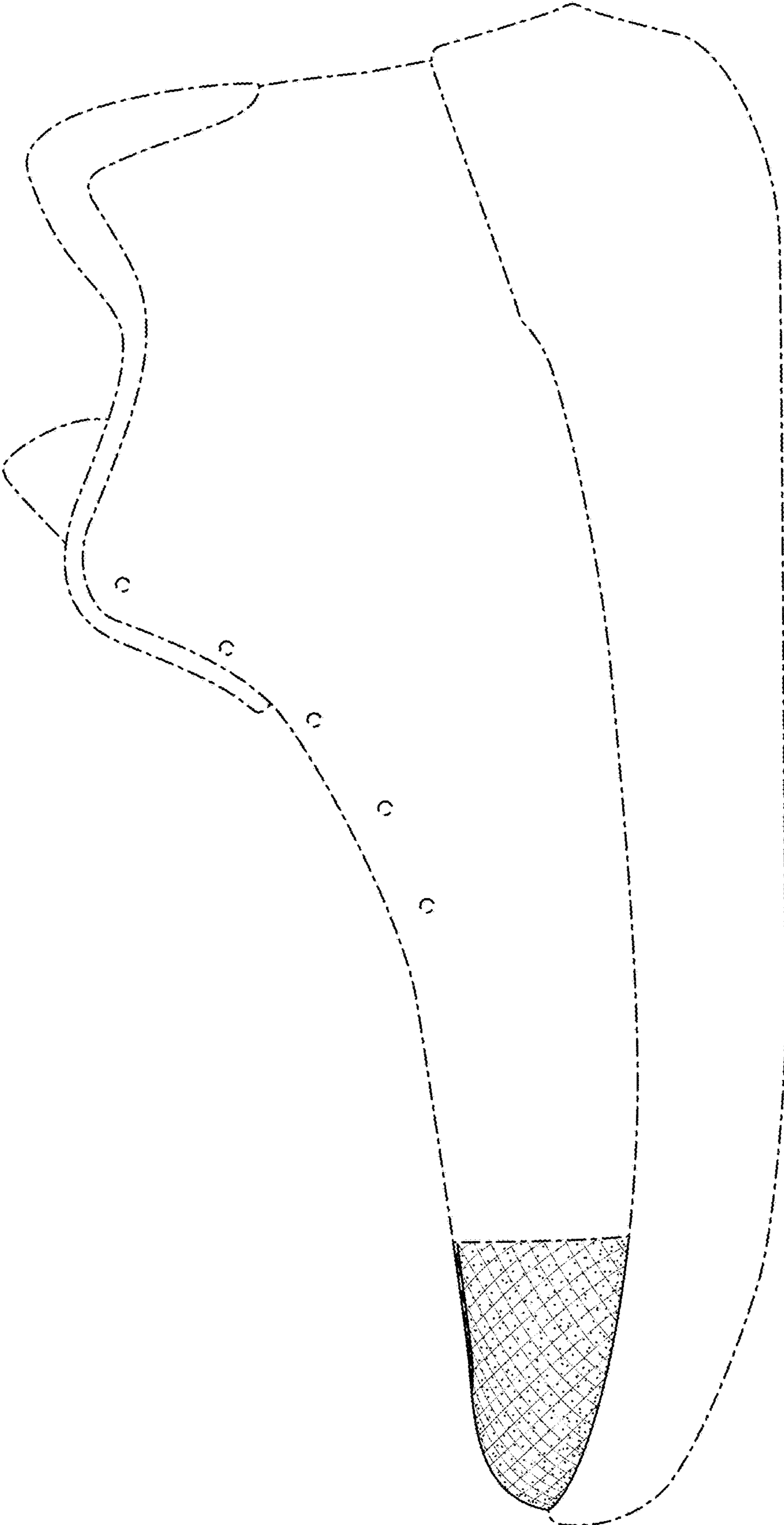


FIG. 3

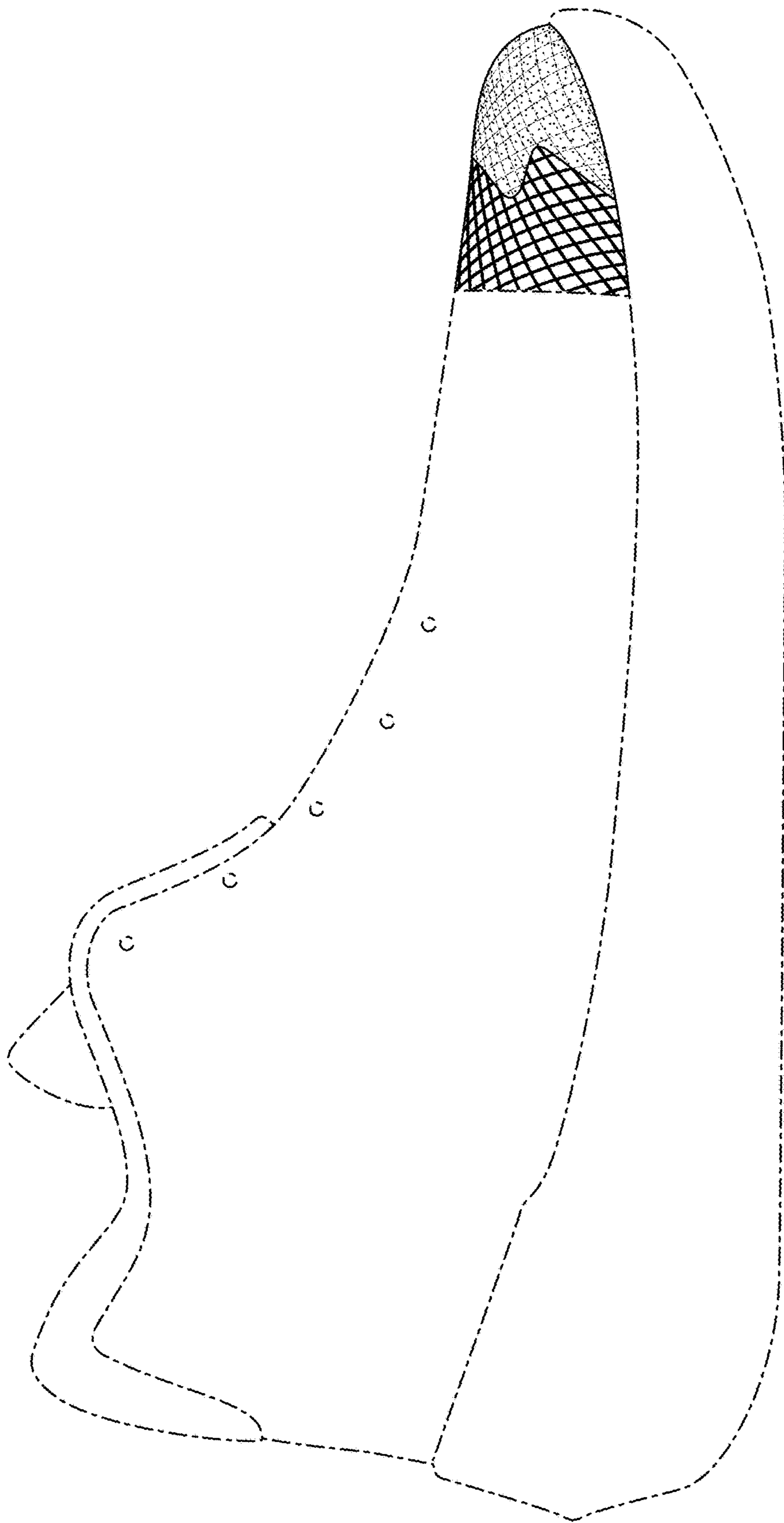


FIG. 4

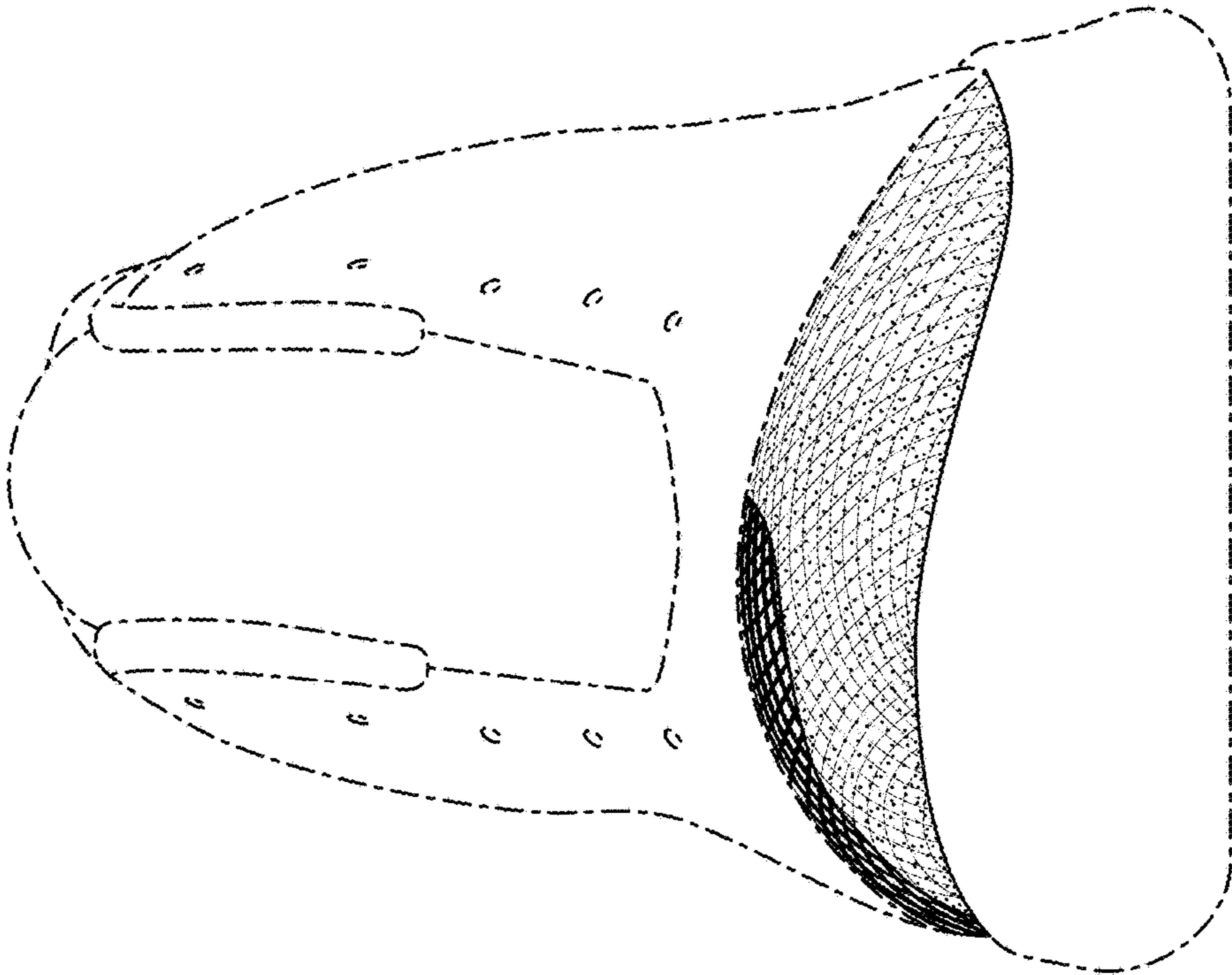


FIG. 5