



US00D827273S

(12) **United States Design Patent** (10) **Patent No.:** **US D827,273 S**
Southernwood et al. (45) **Date of Patent:** **** Sep. 4, 2018**

(54) **GEL CUSHION INSOLE**
(71) Applicant: **Reckitt Benckiser (Brands) Limited**,
Slough (GB)
(72) Inventors: **Clive Southernwood**, Warwick (GB);
Norman Stevenson, Warwick (GB)
(73) Assignee: **RECKITT BENCKISER (BRANDS)**
LIMITED, Slough (GB)
(**) Term: **15 Years**
(21) Appl. No.: **29/612,781**
(22) Filed: **Aug. 3, 2017**
(30) **Foreign Application Priority Data**
Feb. 6, 2017 (EM) 003741842-0006
(51) **LOC (11) Cl.** **02-04**
(52) **U.S. Cl.**
USPC **D2/961**
(58) **Field of Classification Search**
USPC D2/946-960, 961, 896, 968; D24/124,
D24/126; 36/43, 44
CPC A43B 19/00; A43B 17/14; A43B 17/02;
A43B 17/03; A43B 13/14; A43B 17/00;
A43B 17/18; A43B 7/149; A43B 7/14;
A43B 19/005; A43B 17/026; A43B
9/125; A43B 17/006; A43B 13/00; A43B
13/42
See application file for complete search history.

(56) **References Cited**
U.S. PATENT DOCUMENTS
D287,902 S * 1/1987 Forsyth D2/961
4,896,441 A * 1/1990 Galasso A43B 7/1415
36/140
D580,640 S * 11/2008 Wurzburg D2/946
D599,993 S * 9/2009 Issler D2/951
D738,602 S * 9/2015 Qin D2/961

D771,364 S * 11/2016 Nester D2/961
D771,365 S * 11/2016 Nester D2/961
D771,366 S * 11/2016 Nester D2/961
D773,792 S * 12/2016 Nester D2/961
2010/0000123 A1* 1/2010 Chang A43B 1/0045
36/43
2016/0150852 A1* 6/2016 Cai A43B 7/148
36/88

OTHER PUBLICATIONS

Fancy Gel Insole posted by FootPetals posted review date Feb. 5, 2016, © Macy, [online], [site visited May 31, 2018]. Available from Internet, <https://www.macys.com/shop/product/fancy-feet-by-foot-petals-ball-of-foot-gel-cushions-shoe-inserts?ID=2401315&CategoryID=13247> (Year: 2016).*

* cited by examiner

Primary Examiner — Cynthia Ramirez
Assistant Examiner — Laura H Yu
(74) *Attorney, Agent, or Firm* — Troutman Sanders LLP;
Ryan Schneider; Chris Davis

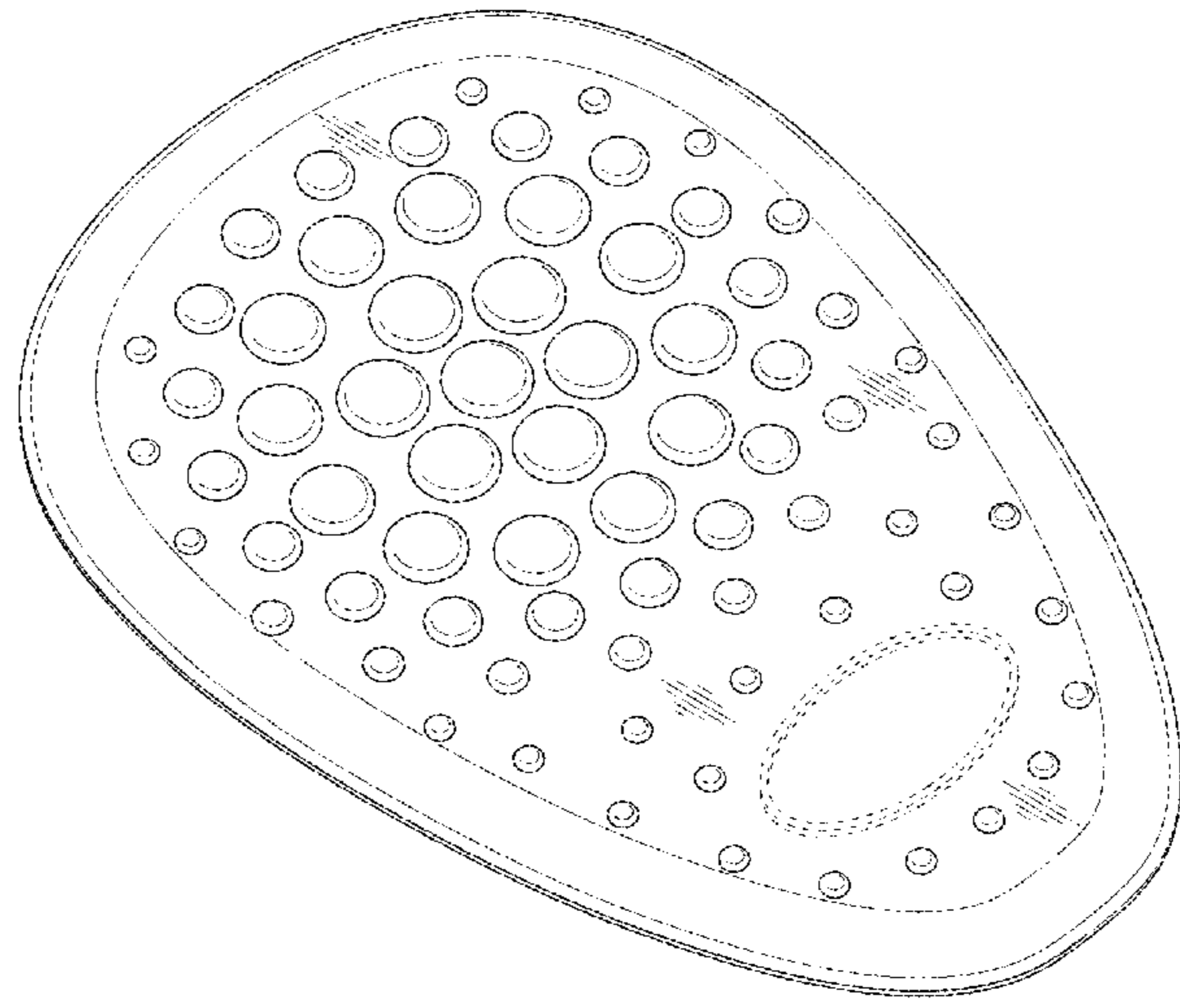
(57) **CLAIM**

The ornamental design for a gel cushion insole, as shown and described.

DESCRIPTION

FIG. 1 is a perspective view of our new design for a gel cushion insole;
FIG. 2 is a back elevation view thereof;
FIG. 3 is a front elevation view thereof;
FIG. 4 is a left side elevation view thereof;
FIG. 5 is a right side view thereof;
FIG. 6 is a top plan view thereof; and,
FIG. 7 is a bottom plan view thereof.
The broken lines are included for the purpose of illustrating a portion of the gel cushion insole that forms no part of the claimed design.

1 Claim, 4 Drawing Sheets



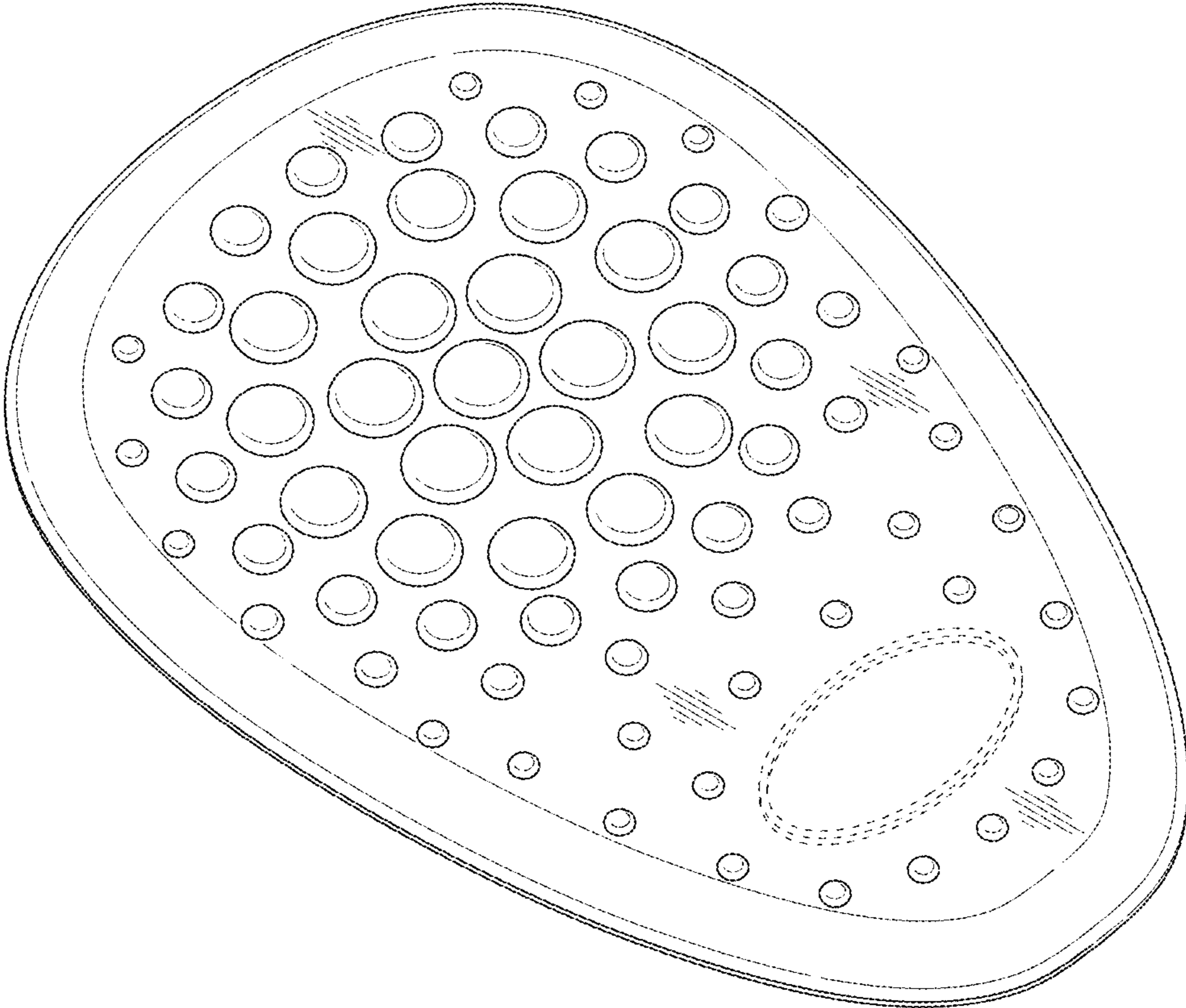


Fig. 1




Fig. 2




Fig. 3




Fig. 4




Fig. 5

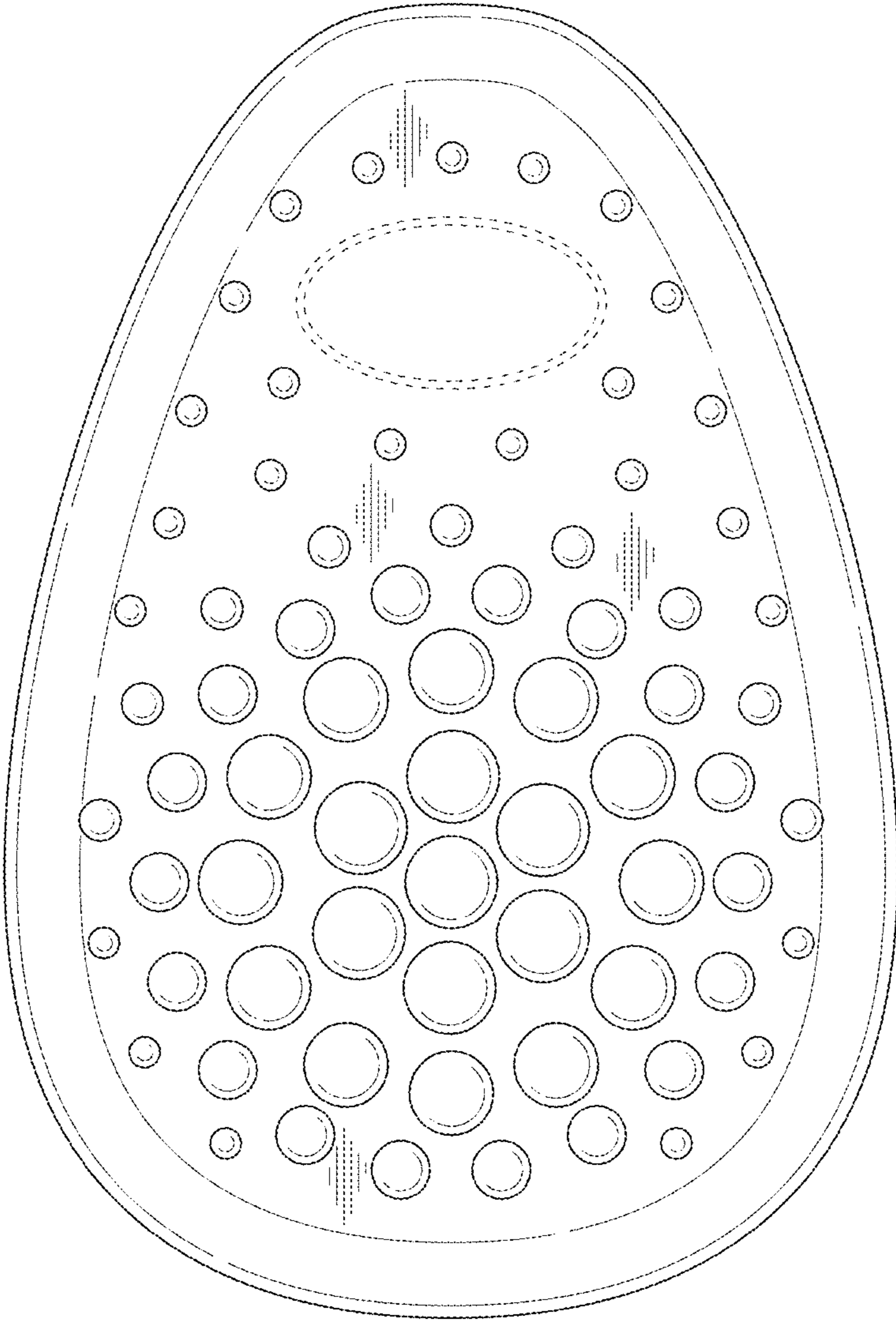


Fig. 6

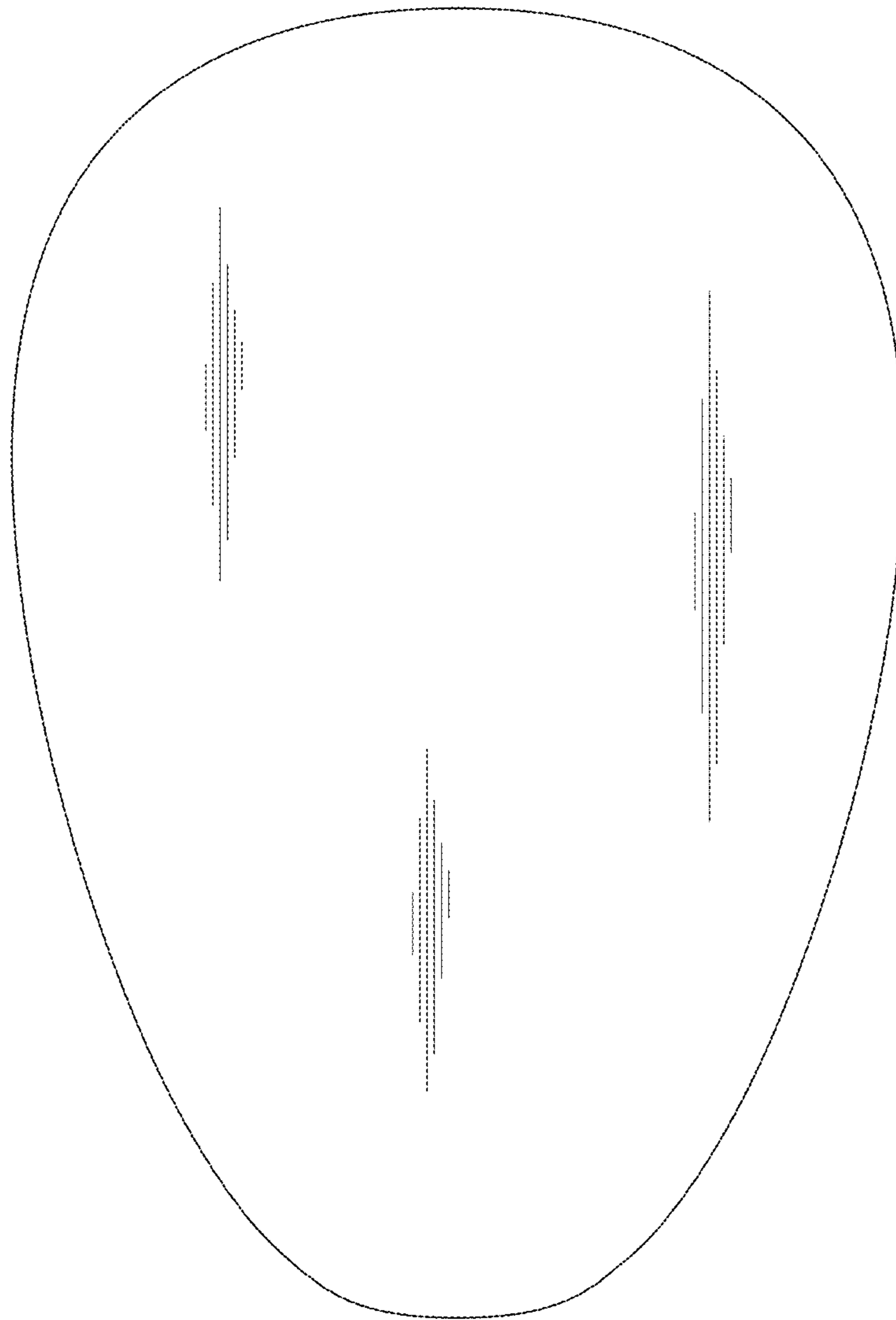


Fig. 7