



US00D827269S

(12) **United States Design Patent**
Young

(10) **Patent No.:** **US D827,269 S**
(45) **Date of Patent:** **** Sep. 4, 2018**

(54) **SHOE OUTSOLE**

(71) Applicant: **NIKE, Inc.**, Beaverton, OR (US)

(72) Inventor: **William D. Young**, Beaverton, OR (US)

(73) Assignee: **NIKE, Inc.**, Beaverton, OR (US)

(**) Term: **15 Years**

(21) Appl. No.: **29/593,983**

(22) Filed: **Feb. 14, 2017**

(51) **LOC (11) Cl.** **02-04**

(52) **U.S. Cl.**
USPC **D2/957; D2/951; D2/953; D2/959; D2/960**

(58) **Field of Classification Search**
USPC D2/902, 906, 908, 916, 918, 925, D2/946-962, 977; 36/3 B, 22 R, 24.5, 36/25 R, 28, 32 R, 34 R, 59 C, 67 A, 103
CPC A43B 13/00; A43B 13/02; A43B 13/023; A43B 13/026; A43B 13/04; A43B 13/08; A43B 13/10; A43B 13/12; A43B 13/14; A43B 13/141; A43B 13/143; A43B 13/16; A43B 13/18; A43B 13/181; A43B 13/187; A43B 13/189; A43B 13/20; A43B 13/22; A43B 13/223; A43B 13/24; A43B 13/28; A43B 13/30; A43B 13/32; A43B 13/34; A43B 13/36
See application file for complete search history.

(56) **References Cited**

U.S. PATENT DOCUMENTS

D350,013 S *	8/1994	Gitelman	D2/902
D570,584 S *	6/2008	Gay	D2/951
D714,039 S *	9/2014	Miner	D2/951
D755,491 S *	5/2016	Nakano	D2/951
D770,154 S *	11/2016	O'Connor	D2/951
D778,554 S *	2/2017	VanHook	D2/947

D779,180 S *	2/2017	Lee	D2/951
D783,250 S *	4/2017	VanHook	D2/951
D787,791 S *	5/2017	Lee	D2/951
D790,181 S *	6/2017	Parrett	D2/951
D790,182 S *	6/2017	O'Connor	D2/951
D790,821 S *	7/2017	Beers	D2/951
D790,823 S *	7/2017	Pauk	D2/958
D792,070 S *	7/2017	Lee	D2/951
D794,930 S *	8/2017	Chang	D2/951
D797,423 S *	9/2017	Bischoff	B29D 35/122
				D2/951
D802,275 S *	11/2017	Durand	D2/957
D808,140 S *	1/2018	da Costa Pereira Machado	D2/957
				D2/957
D810,410 S *	2/2018	Sokol	D2/958
D816,964 S *	5/2018	Lee	D2/957

(Continued)

Primary Examiner — T Chase Nelson

(74) *Attorney, Agent, or Firm* — Shook, Hardy and Bacon L.L.P.

(57) **CLAIM**

The ornamental design for a shoe outsole, as shown and described.

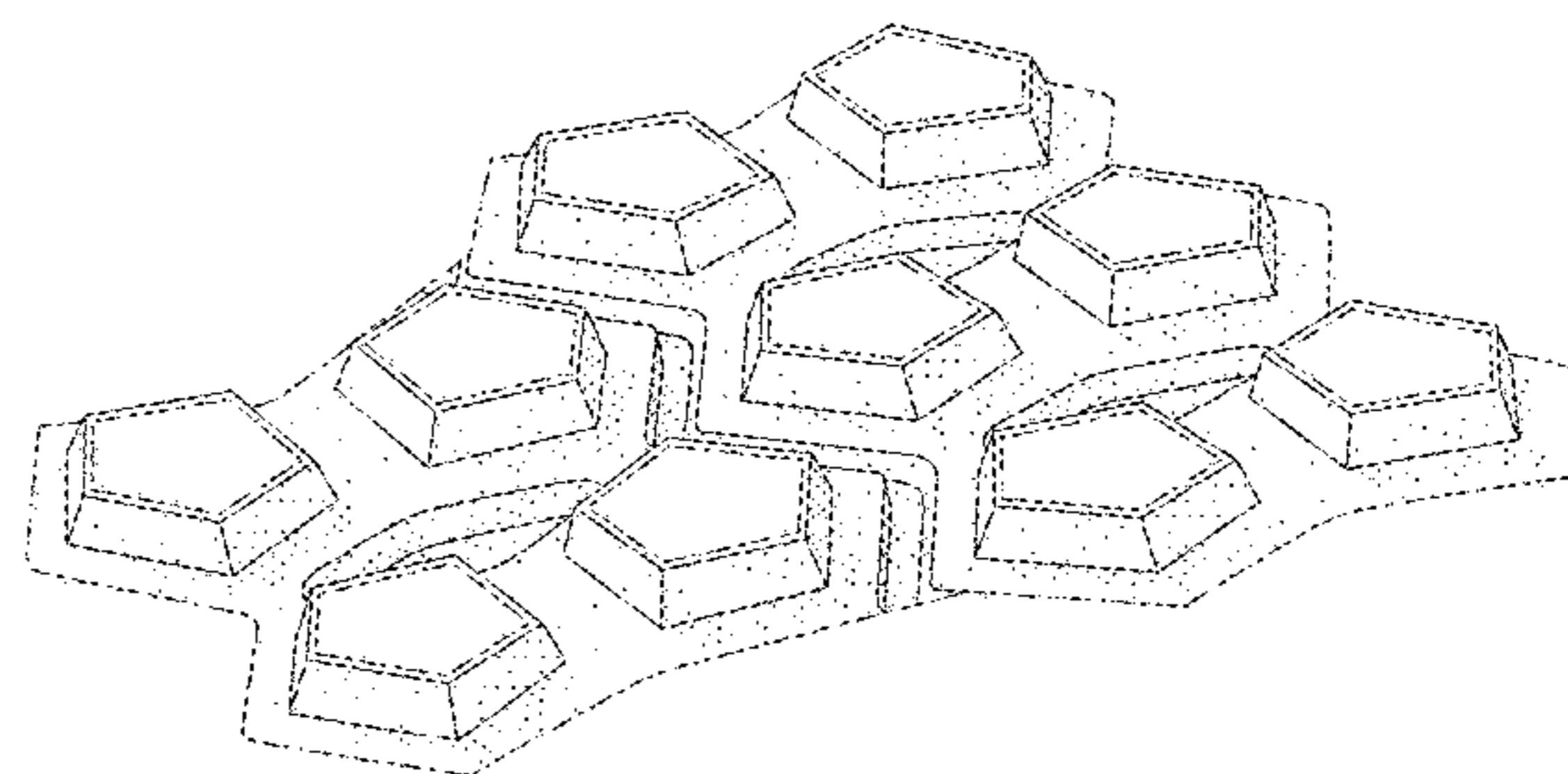
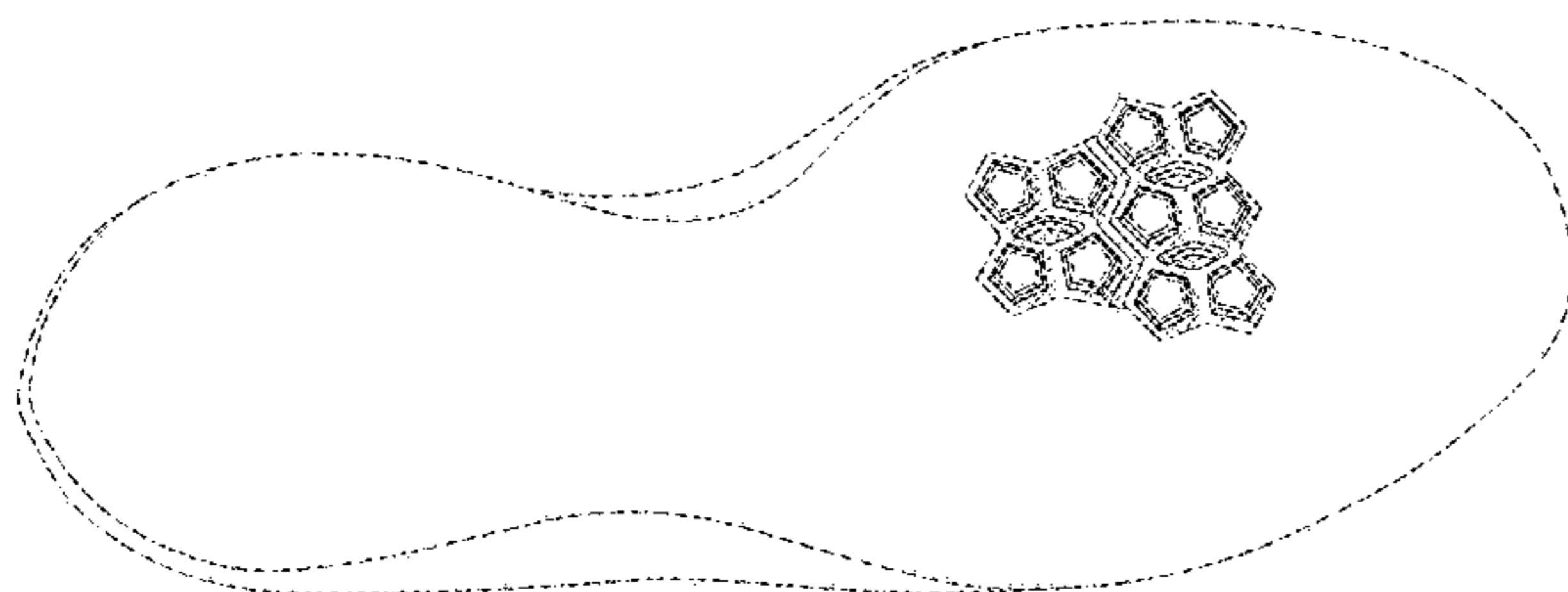
DESCRIPTION

FIG. 1 is a bottom view of a shoe outsole showing my new design;
FIG. 2 is a bottom rear perspective view thereof; and,
FIG. 3 is an enlarged view of the claimed area seen in FIG. 2.

The long and short broken lines are unclaimed boundaries of the claimed design. It is understood that the claimed design extends to these boundaries but does not include the boundaries.

The evenly spaced broken lines shown in the drawings are directed to environment, are for informational purposes only, and form no part of the claimed design.

1 Claim, 3 Drawing Sheets



(56)

References Cited

U.S. PATENT DOCUMENTS

2017/0202301 A1* 7/2017 Amis A43B 17/006
2017/0251761 A1* 9/2017 Cin A43B 17/003
2017/0341325 A1* 11/2017 Le B29D 35/122

* cited by examiner

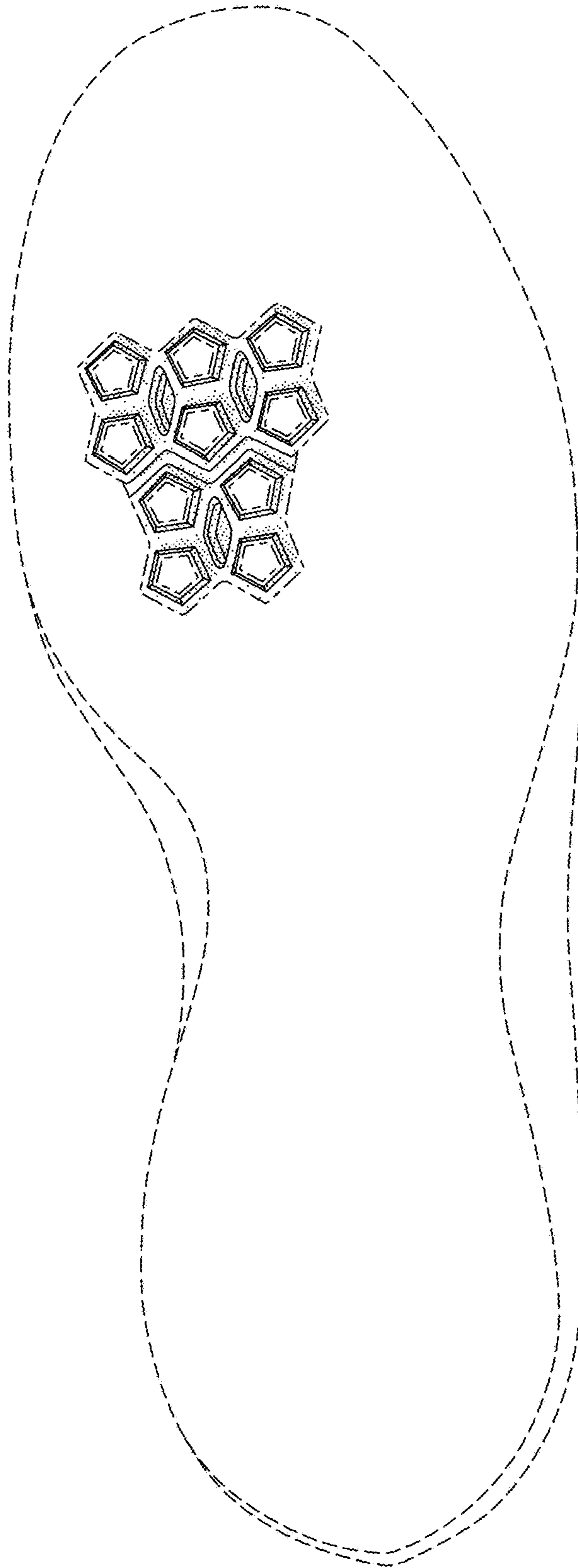


FIG. 1

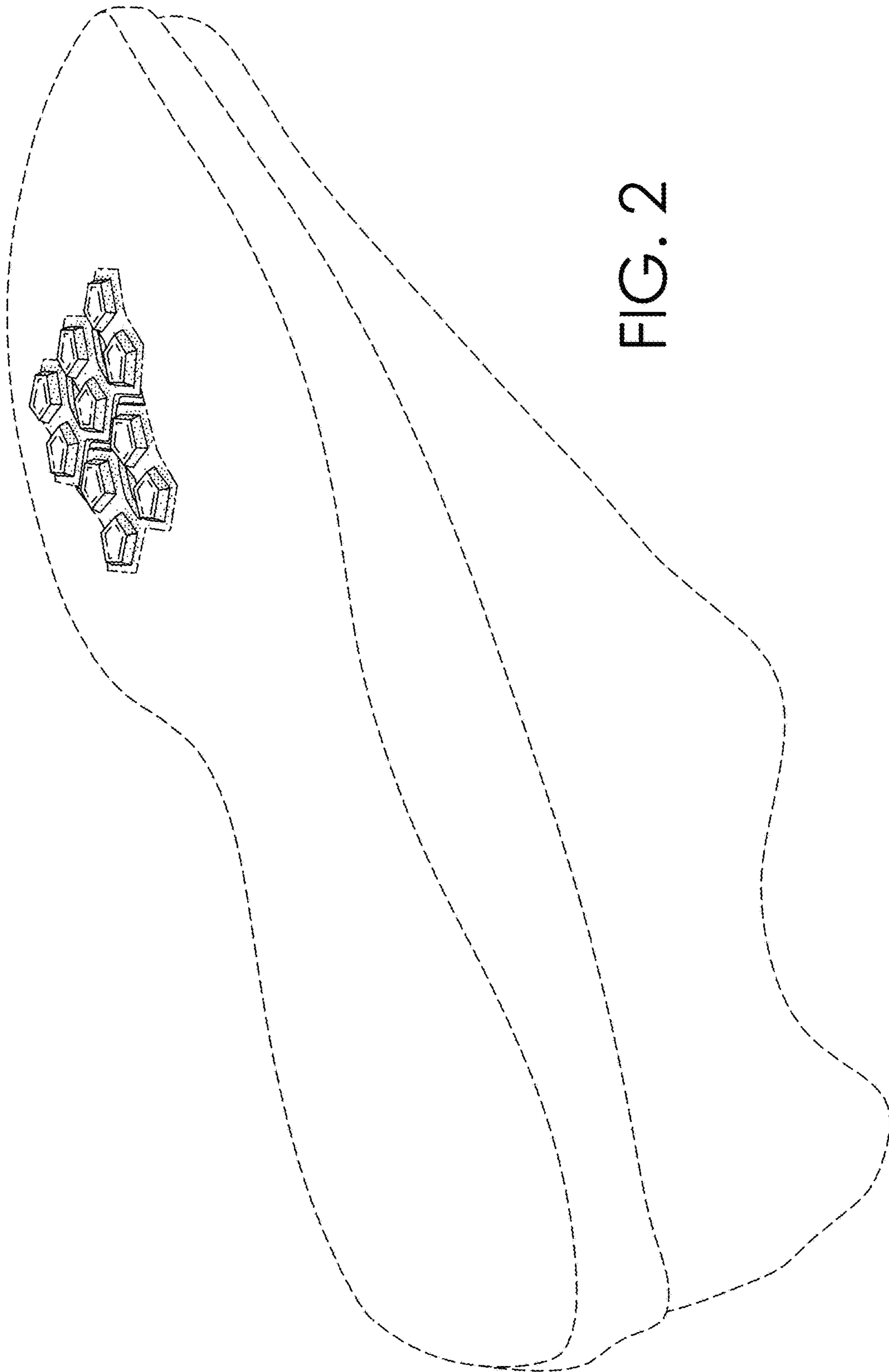


FIG. 2

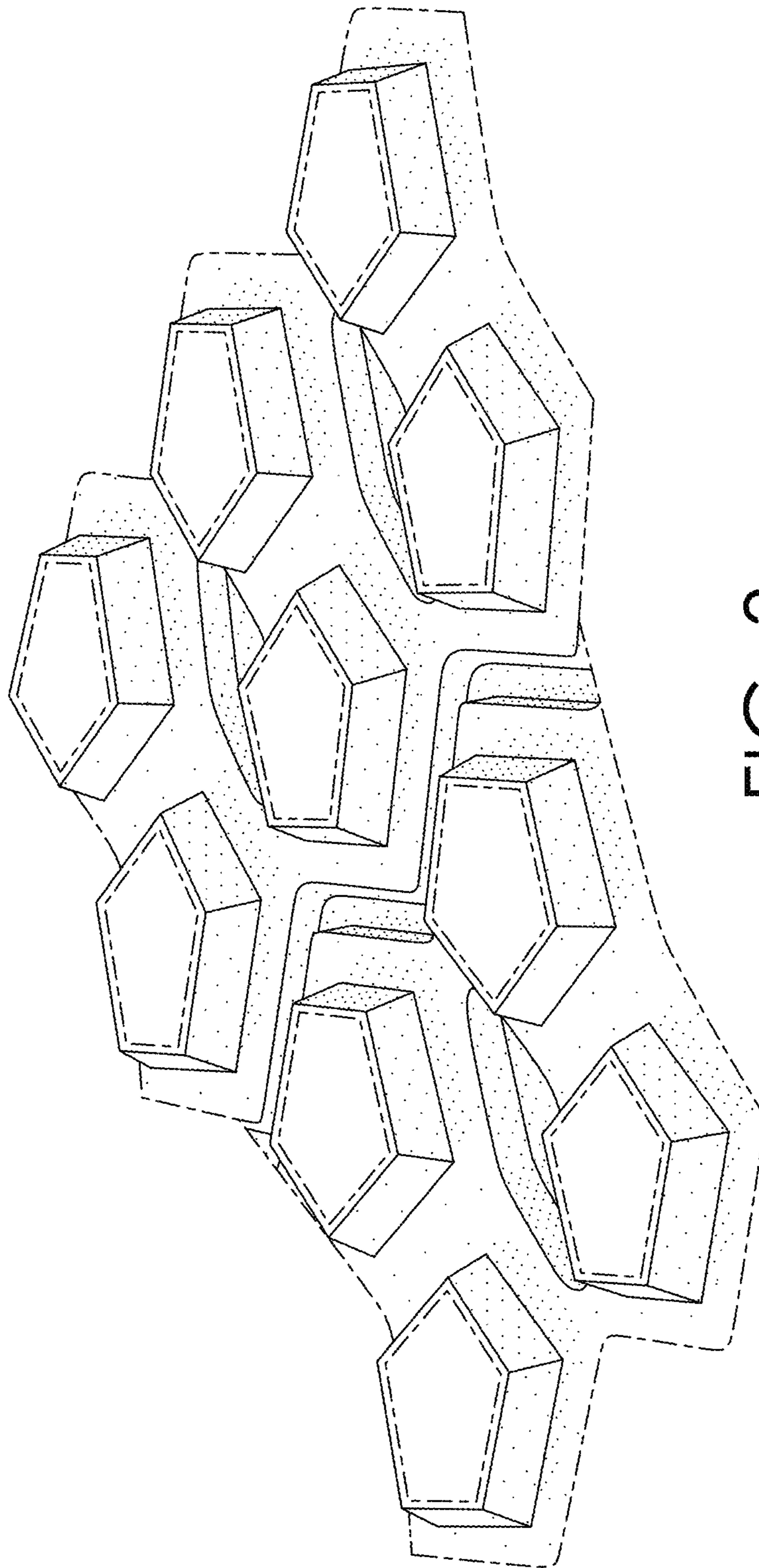


FIG. 3