



US00D827267S

(12) **United States Design Patent**
Beckmann Legorreta

(10) **Patent No.:** **US D827,267 S**

(45) **Date of Patent:** **** Sep. 4, 2018**

(54) **SHOE SOLE WITH A SKULL DESIGN**

(71) Applicant: **Karen Virginia Beckmann Legorreta,**
Mexico City (MX)

(72) Inventor: **Karen Virginia Beckmann Legorreta,**
Mexico City (MX)

(**) Term: **15 Years**

(21) Appl. No.: **29/556,868**

(22) Filed: **Mar. 3, 2016**

(51) **LOC (11) Cl.** **02-04**

(52) **U.S. Cl.**

USPC **D2/952; D2/948; D2/951**

(58) **Field of Classification Search**

USPC D2/902, 906, 908, 916, 918, 925,
D2/946-962, 977; 36/3 B, 22 R, 24.5,
36/25 R, 28, 32 R, 34 R, 59 C, 67 A, 103
CPC A43B 13/00; A43B 13/02; A43B 13/023;
A43B 13/026; A43B 13/04; A43B 13/08;
A43B 13/10; A43B 13/12; A43B 13/14;
A43B 13/141; A43B 13/143; A43B
13/16; A43B 13/18; A43B 13/181; A43B
13/187; A43B 13/189; A43B 13/20; A43B
13/22; A43B 13/223; A43B 13/24; A43B
13/28; A43B 13/30; A43B 13/32; A43B
13/34; A43B 13/36

See application file for complete search history.

(56) **References Cited**

U.S. PATENT DOCUMENTS

D322,882 S * 1/1992 Botella D11/136
D353,708 S * 12/1994 Crowley, II D2/948

D466,273 S * 12/2002 Byrd D2/947
D483,790 S * 12/2003 Peng D16/307
D492,473 S * 7/2004 White D2/897
D494,111 S * 8/2004 Peng D12/162
D516,509 S * 3/2006 Baker D13/133
D552,294 S * 10/2007 Lin D26/139
D577,880 S * 10/2008 White D2/896
D586,542 S * 2/2009 McClaskie D2/951
D675,407 S * 2/2013 Klinge D2/898
D711,521 S * 8/2014 Irvin D23/366
D788,450 S * 6/2017 Ghoulmore D3/217

* cited by examiner

Primary Examiner — T Chase Nelson

(74) *Attorney, Agent, or Firm* — Abelman, Frayne &
Schwab

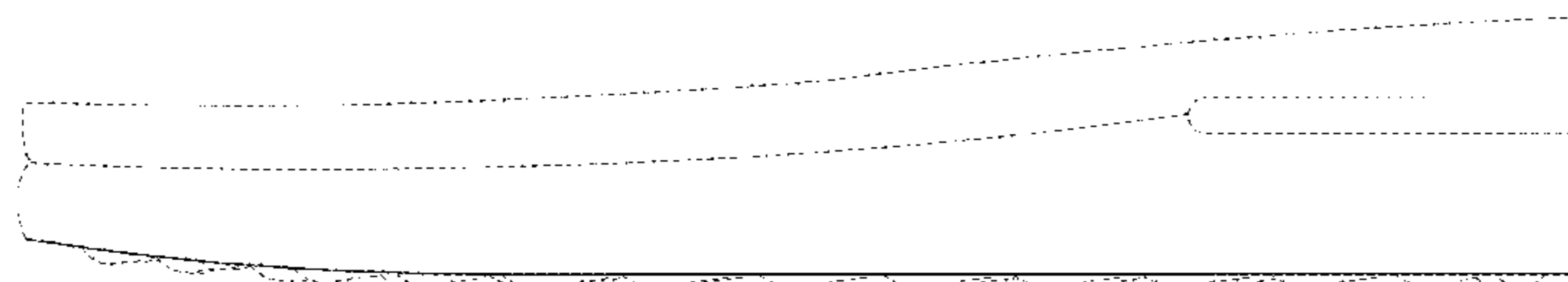
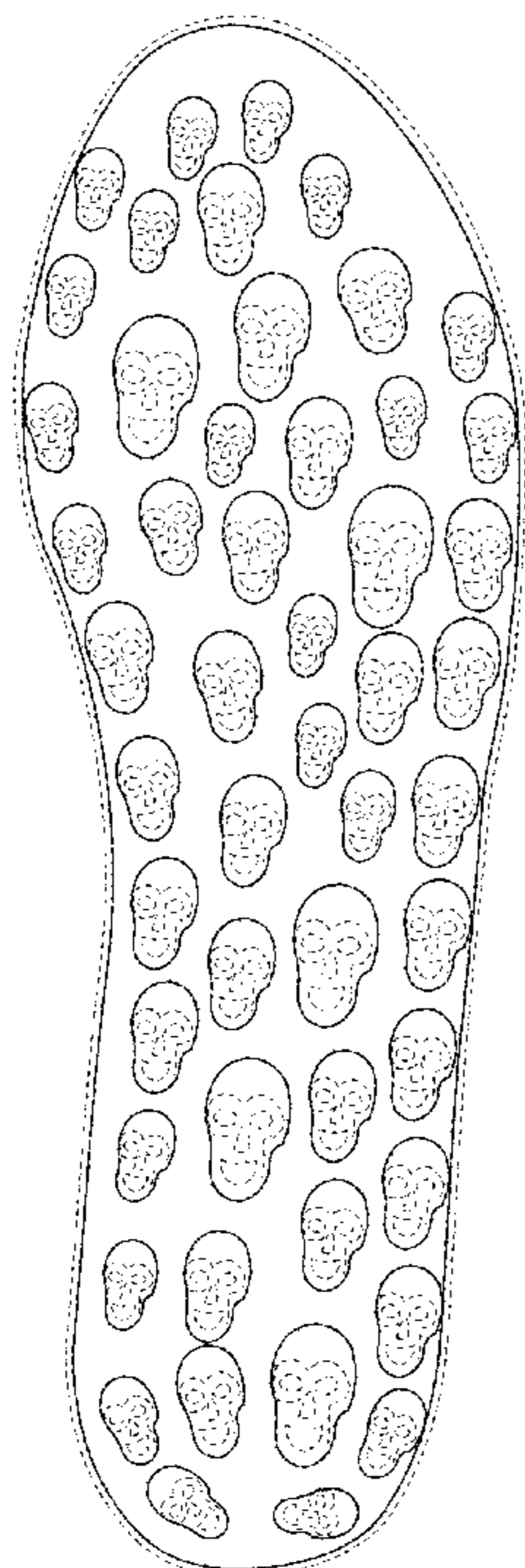
(57) **CLAIM**

The ornamental design for a shoe sole with a skull design,
as shown and described.

DESCRIPTION

FIG. 1 is a bottom view of a shoe sole with a skull design
showing the new design;
FIG. 2 is a left side view thereof;
FIG. 3 is a right side view thereof;
FIG. 4 is a rear view thereof; and,
FIG. 5 is a front view thereof.
Portions of the shoe sole shown in broken lines are for
environmental purposes and form no part of the claimed
design.

1 Claim, 3 Drawing Sheets



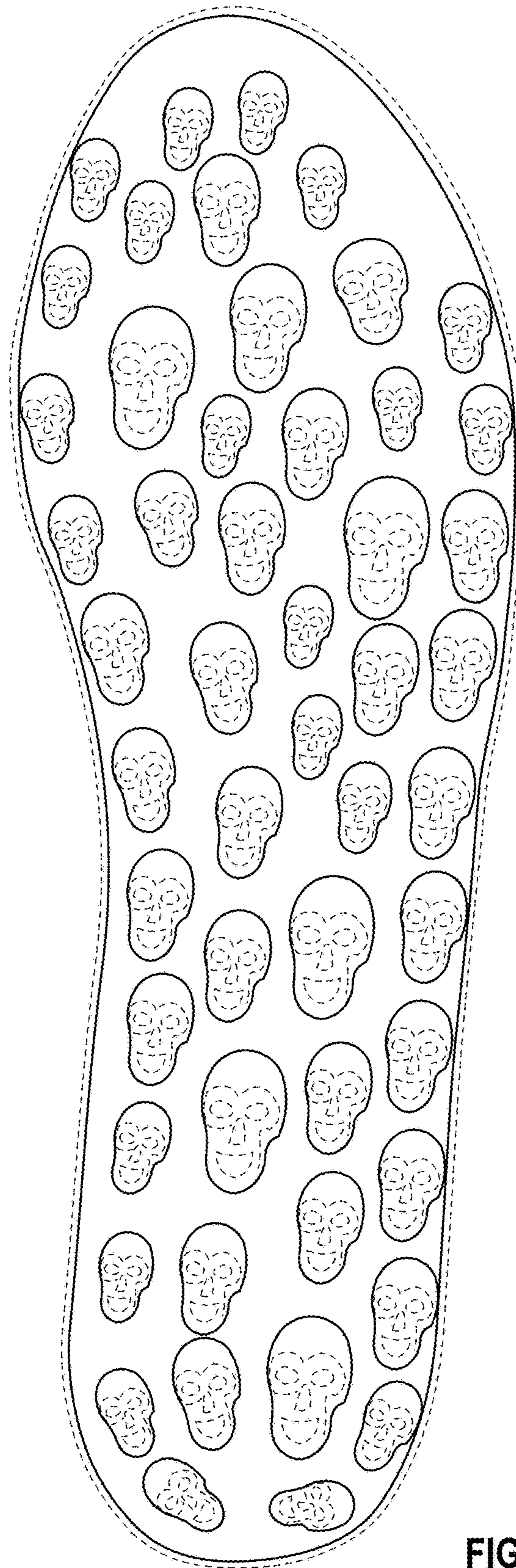


FIG. 1




FIG. 2

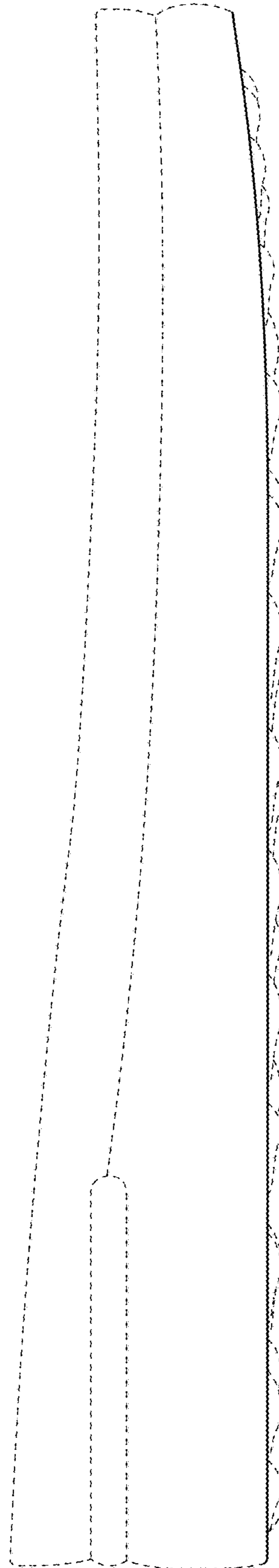


FIG. 3




FIG. 4

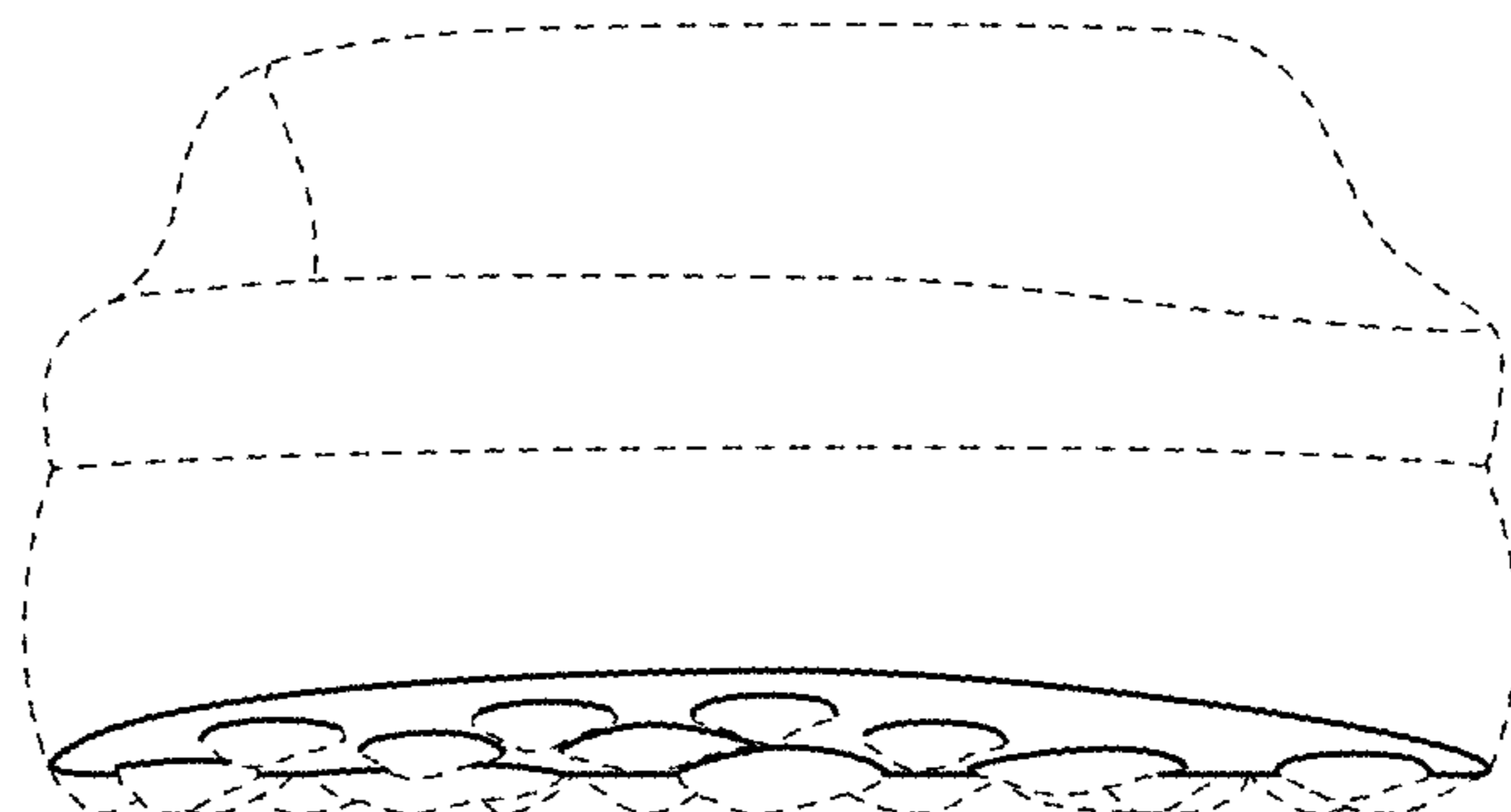


FIG. 5