



US00D827261S

(12) **United States Design Patent** (10) **Patent No.:** **US D827,261 S**
Powell (45) **Date of Patent:** **** Sep. 4, 2018**

(54) **LEG ACCESSORY GARMENT**
(71) Applicant: **Sylvia Powell**, St. Albans, NY (US)
(72) Inventor: **Sylvia Powell**, St. Albans, NY (US)
(**) Term: **15 Years**
(21) Appl. No.: **29/593,862**
(22) Filed: **Feb. 13, 2017**
(51) **LOC (11) Cl.** **02-04**
(52) **U.S. Cl.**
USPC **D2/946; D2/625**
(58) **Field of Classification Search**
USPC D2/624-629, 631, 633-640, 706, 851,
D2/852, 853, 859, 860; D11/200, 201,
D11/212, 215, 216, 218, 220, 222, 231,
D11/234, 78.1; D24/190; D29/101.5,
D29/101.1; D3/226; D30/152; D8/383
CPC A41F 1/008; A41F 11/00; A41F 11/02;
A41F 11/06; A41F 11/08; A41F 17/02;
A41F 3/02; A41F 5/00; A41F 7/00; A41F
9/00; A41F 9/002; A41F 9/007; A41F
9/02; A41F 9/025; A41F 11/12; A41F
11/14; A41F 11/16; A41F 17/04; A41F
18/00; A41F 19/00; A41F 19/005; A41F
3/00; A62B 35/0006; A63B 29/02; B60R
2022/006; B60R 2022/008; B60R 22/00
See application file for complete search history.

(56) **References Cited**
U.S. PATENT DOCUMENTS
233,414 A * 10/1880 Hays A41F 9/002
2/338
1,513,522 A * 10/1924 Ross A41F 9/00
2/337
D87,571 S * 8/1932 Hamilton D2/635

D172,519 S * 6/1954 Schick D2/631
2,726,714 A * 12/1955 McAndrews B60R 22/105
128/876
D263,869 S * 4/1982 Sumiyasu D13/183
D359,158 S * 6/1995 Miramontes D21/683
D375,132 S * 10/1996 Kato D2/627
D375,823 S * 11/1996 Bleiweis D2/627
D407,822 S * 4/1999 Davis D24/190
D498,036 S * 11/2004 Newman D2/627
D638,949 S * 5/2011 Martinez D24/190
D642,356 S * 8/2011 Wells D2/627
D650,970 S * 12/2011 Greenwood D2/631
D675,399 S * 2/2013 Johnson D2/627
D710,570 S * 8/2014 Zieth D2/625
2009/0070919 A1 * 3/2009 Kim A41F 9/00
2/319

* cited by examiner

Primary Examiner — Shannon W Morgan
Assistant Examiner — Clare A Gannon
(74) *Attorney, Agent, or Firm* — Mitchell Law PLLC;
Matthew W. Mitchell

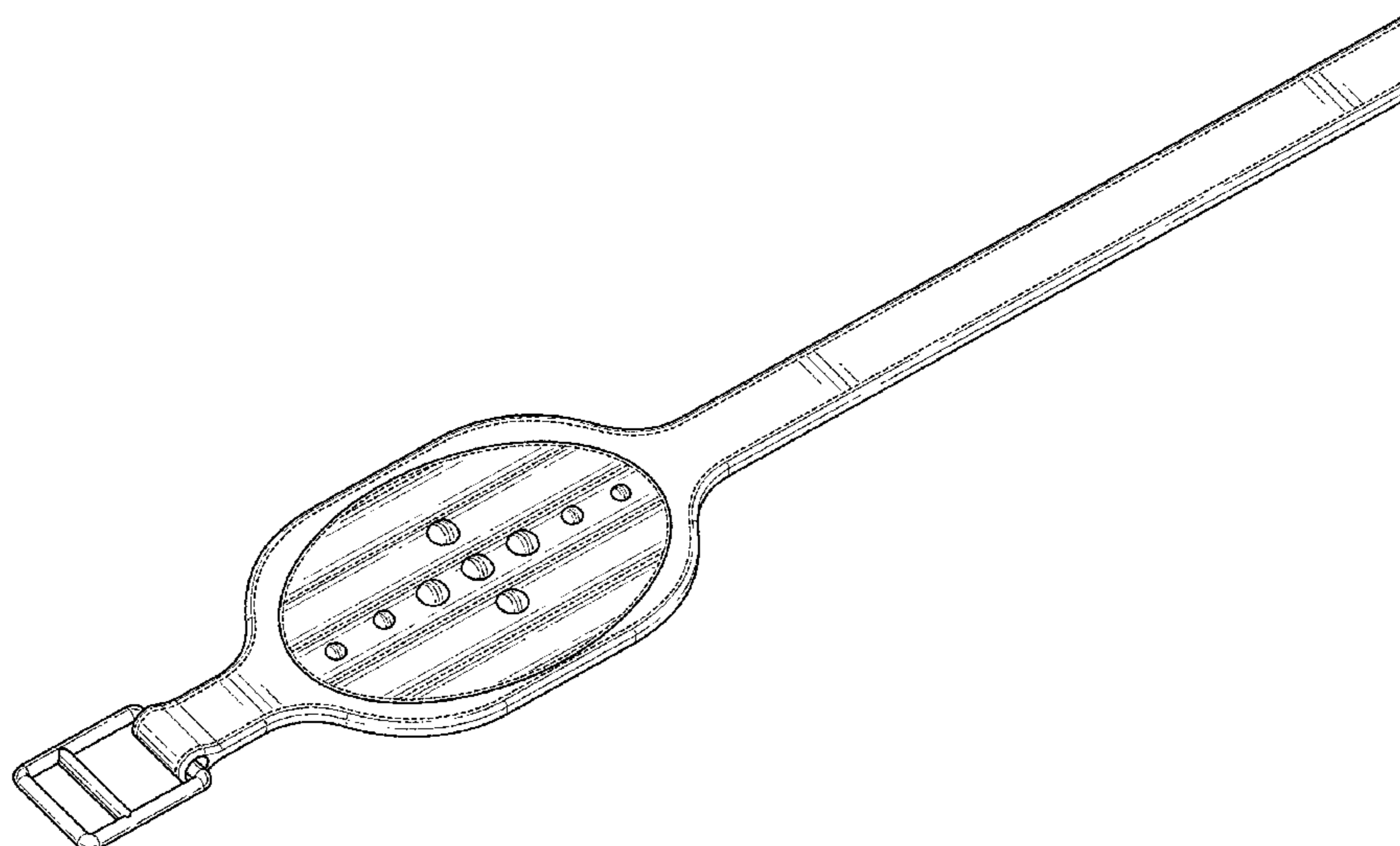
(57) **CLAIM**

The ornamental design for a leg accessory garment, as shown and described.

DESCRIPTION

FIG. 1 is a front isometric view of the leg accessory garment showing my new design;
FIG. 2 is a front view thereof;
FIG. 3 is a left side plan view thereof;
FIG. 4 is a right side plan view thereof;
FIG. 5 is a top plan view thereof; and,
FIG. 6 is a bottom plan view thereof.
The dash lines shown in the drawings indicate stitching and form part of the claimed design.

1 Claim, 4 Drawing Sheets



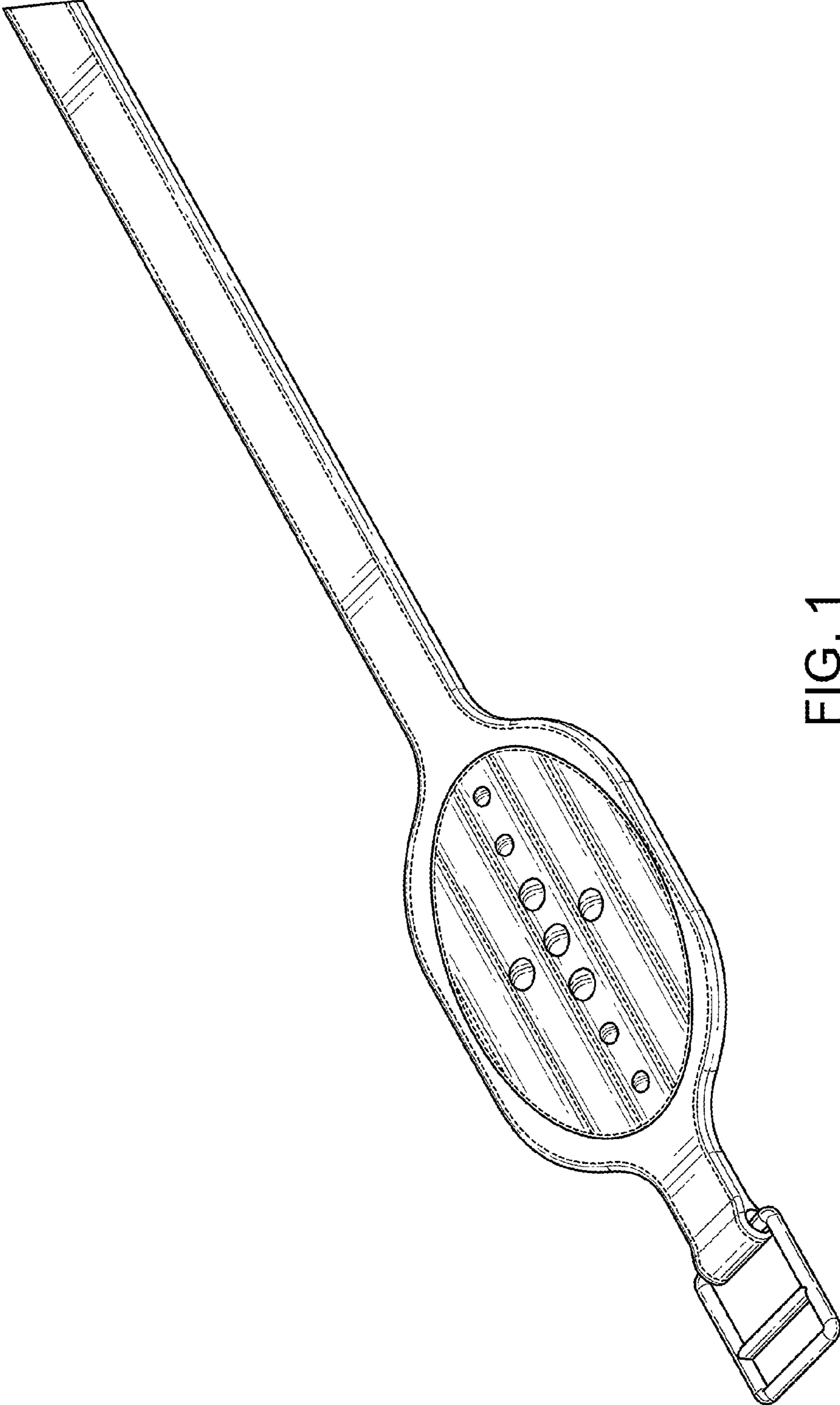


FIG. 1

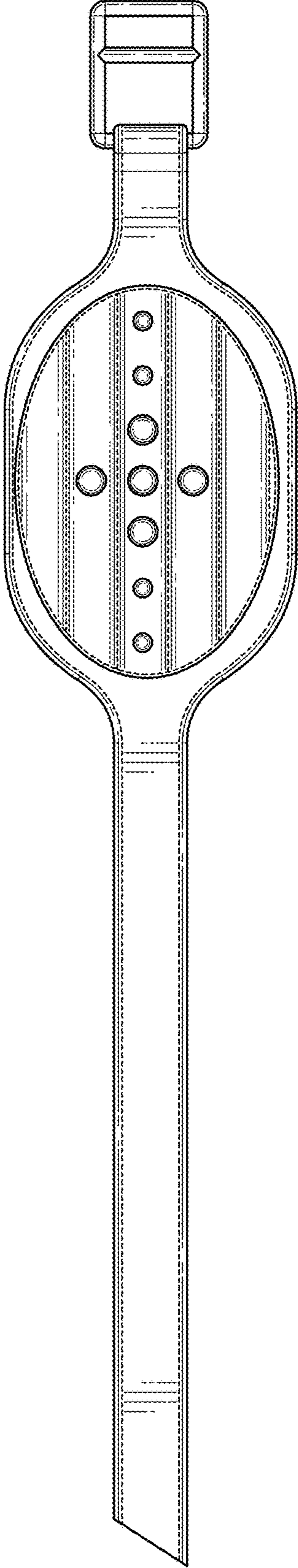


FIG. 2



FIG. 4



FIG. 3

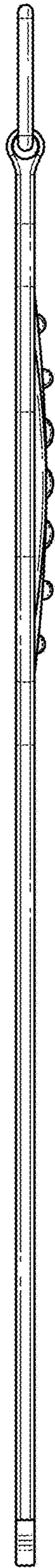


FIG. 5




FIG. 6