



US00D827256S

(12) **United States Design Patent** (10) **Patent No.:** **US D827,256 S**  
**Riggs** (45) **Date of Patent:** **\*\* Sep. 4, 2018**

(54) **HAT HARNESS**  
(71) Applicant: **Tom Riggs**, Eagle, ID (US)  
(72) Inventor: **Tom Riggs**, Eagle, ID (US)  
(\*\*) Term: **15 Years**  
(21) Appl. No.: **29/579,839**  
(22) Filed: **Oct. 4, 2016**  
(51) **LOC (11) Cl.** ..... **02-03**  
(52) **U.S. Cl.**  
USPC ..... **D2/891**  
(58) **Field of Classification Search**  
USPC ..... D2/600, 607, 865, 866, 867, 868, 869,  
D2/870, 871, 872, 873, 874, 875, 876,  
D2/877, 878, 879, 880, 881, 882, 883,  
D2/884, 885, 886, 887, 888, 889, 890,  
D2/891, 892, 893, 894, 895; D11/3, 200,  
D11/201; D29/102, 122  
CPC ..... A42B 1/00; A42B 1/043; A42B 1/045;  
A42B 3/08; A42B 7/00  
See application file for complete search history.

(56) **References Cited**  
U.S. PATENT DOCUMENTS  
D182,767 S \* 5/1958 Klitzner ..... D2/607  
2,846,688 A \* 8/1958 Meeker ..... A41D 25/022  
2/150  
2,896,217 A \* 7/1959 Cedarstaff ..... A41D 25/022  
2/150  
3,187,396 A \* 6/1965 Carroll ..... A41D 25/022  
2/148

D241,284 S \* 9/1976 Johnston ..... D2/607  
D344,850 S \* 3/1994 Galmines ..... D2/607  
D372,793 S \* 8/1996 Carlson ..... D11/202  
D405,937 S \* 2/1999 Wrobel ..... D2/600  
5,884,333 A \* 3/1999 Soliman ..... A41D 25/022  
2/145  
D447,087 S \* 8/2001 Hodge ..... D11/200  
2017/0105469 A1 \* 4/2017 Tapps ..... A42B 1/067

\* cited by examiner

*Primary Examiner* — Thomas J Johannes  
*Assistant Examiner* — Jasmine Mlinarcik  
(74) *Attorney, Agent, or Firm* — Law Offices of David M. Lang; David M. Lang

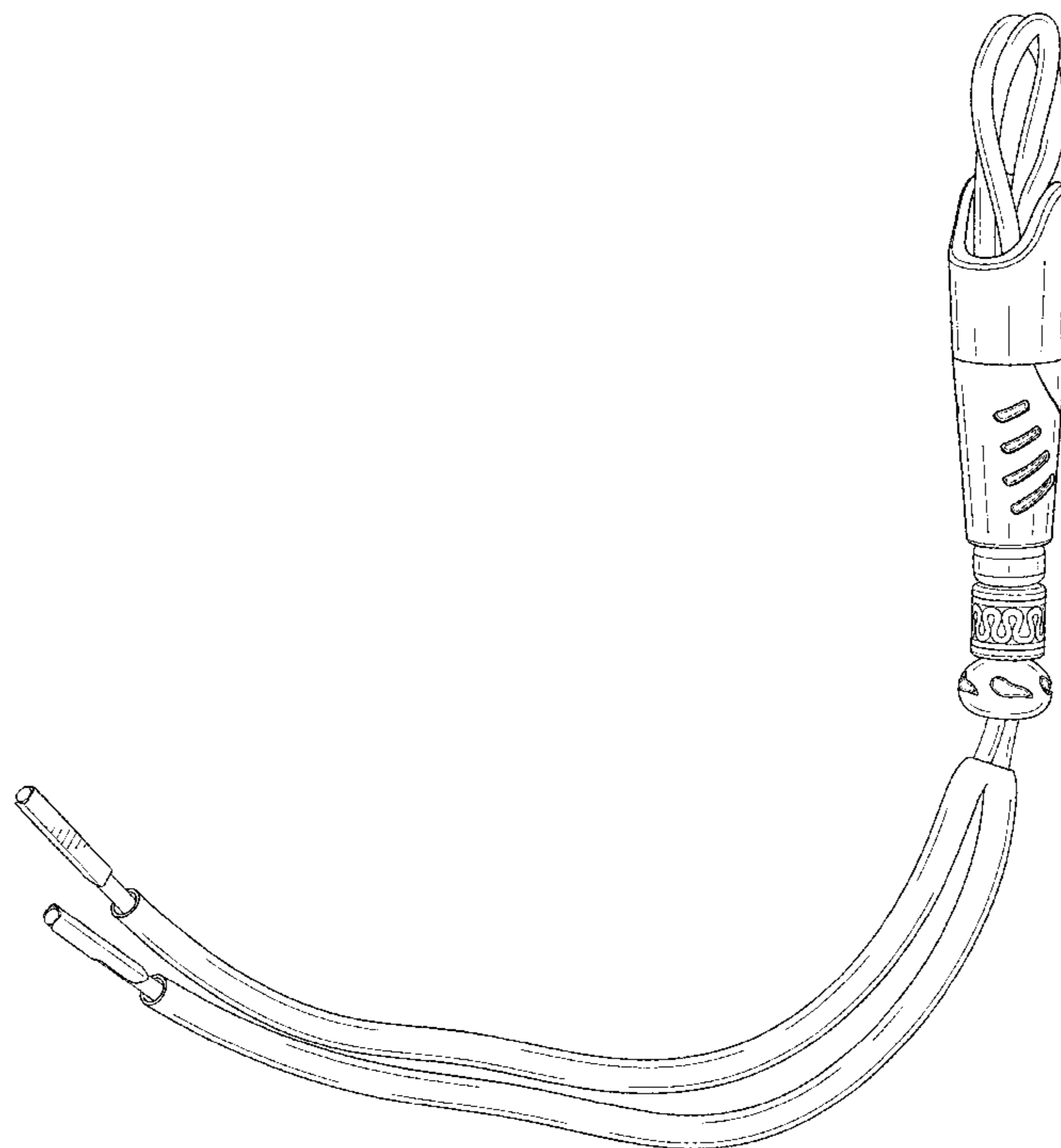
(57) **CLAIM**

The ornamental design for a hat harness, as shown and described.

**DESCRIPTION**

FIG. 1 is a perspective view of the hat harness showing my new design.  
FIG. 2 is a perspective view thereof;  
FIG. 3 is an opposite side elevation view thereof;  
FIG. 4 is a side elevation view thereof;  
FIG. 5 is a front view thereof;  
FIG. 6 is a rear view thereof;  
FIG. 7 is a top view thereof; and,  
FIG. 8 is a bottom view thereof.  
The broken lines define the bounds of the claimed design, but form no part of the claimed design.

**1 Claim, 6 Drawing Sheets**



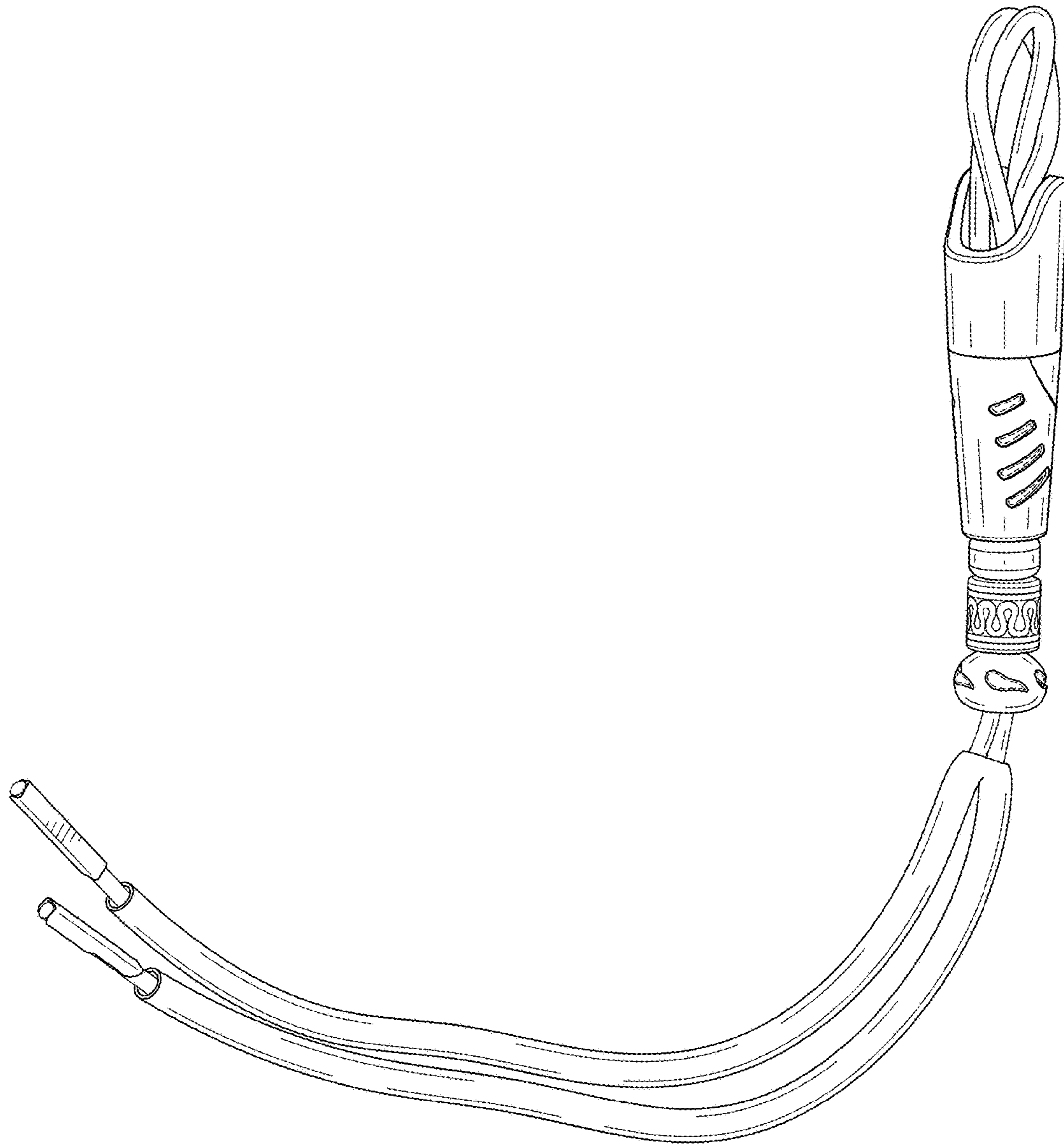


FIG. 1

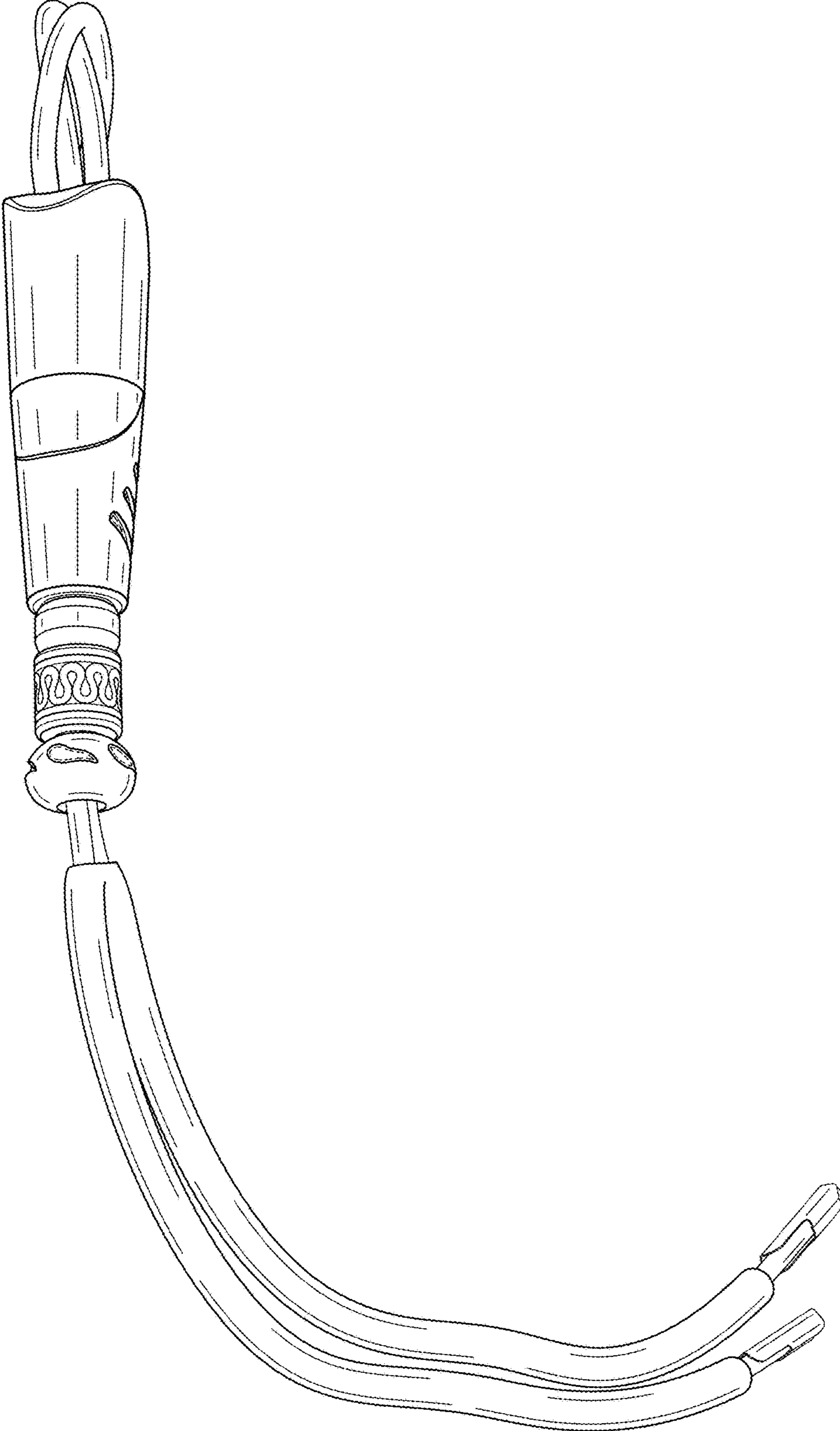


FIG. 2




FIG. 3




FIG. 4

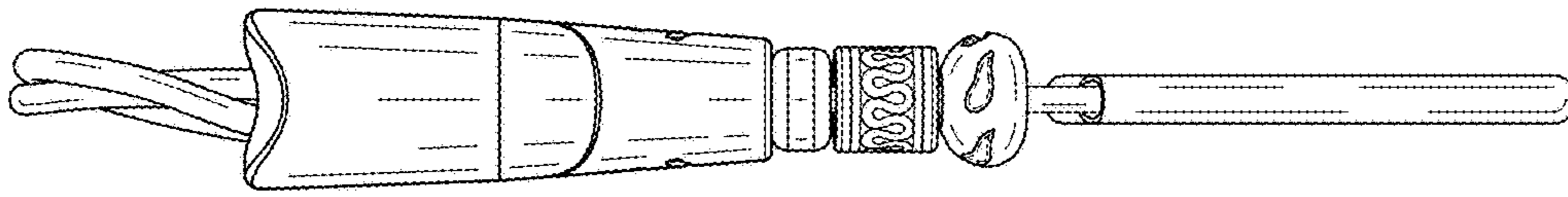


FIG. 6

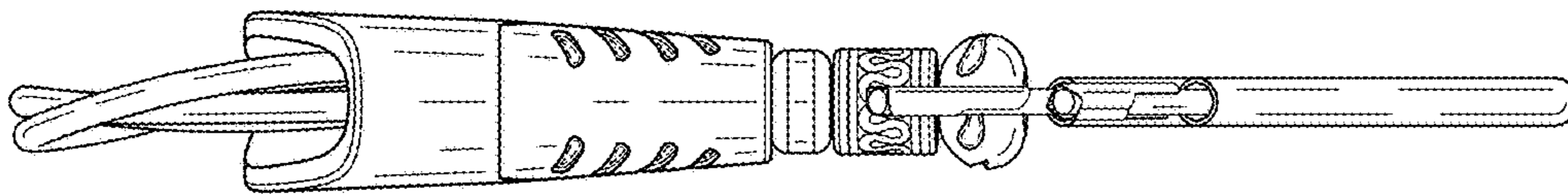


FIG. 5



FIG. 7

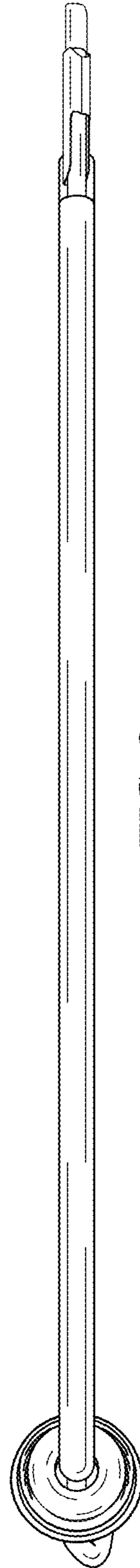


FIG. 8