



US00D827249S

(12) **United States Design Patent** (10) **Patent No.:** **US D827,249 S**
Darmour et al. (45) **Date of Patent:** **** Sep. 4, 2018**

- (54) **GARMENT**
- (71) Applicant: **NIKE, Inc.**, Beaverton, OR (US)
- (72) Inventors: **Rob Darmour**, Portland, OR (US);
John Burlo, Portland, OR (US)
- (73) Assignee: **NIKE, Inc.**, Beaverton, OR (US)
- (**) Term: **15 Years**
- (21) Appl. No.: **29/571,688**
- (22) Filed: **Jul. 20, 2016**
- (51) **LOC (11) Cl.** **02-02**
- (52) **U.S. Cl.**
USPC **D2/728**
- (58) **Field of Classification Search**
USPC D2/828, 831, 840, 750, 731
CPC A41D 3/00
See application file for complete search history.

D687,619 S *	8/2013	Savage	D2/828
D695,491 S *	12/2013	Hawkins	D2/750
D704,924 S *	5/2014	Roberts	D2/831
D736,497 S *	8/2015	Harris	D2/831
D747,847 S *	1/2016	Hayward	D2/755
D755,478 S *	5/2016	Grosbol	D2/828
D758,047 S *	6/2016	Burlo	D2/831
D758,692 S *	6/2016	Burlo	D2/731
D758,698 S *	6/2016	Darmour	D2/828
D767,855 S *	10/2016	Maguire	D2/828
D781,027 S *	3/2017	Zheng	D2/828

(Continued)

Primary Examiner — Kevin K Rudzinski

(74) *Attorney, Agent, or Firm* — Shook, Hardy & Bacon L.L.P.

(57) **CLAIM**

The ornamental design for a garment, as shown and described.

DESCRIPTION

FIG. 1 is a front, right perspective view of a garment that is in an in-use configuration showing the present design, wherein a first sleeve of the garment is shown in a raised position;

FIG. 2 is a front view thereof, wherein the first sleeve of the garment is shown in a non-raised position;

FIG. 3 is a first side view of the garment of FIG. 1;

FIG. 4 is a second side view of the garment of FIG. 1, wherein the first sleeve of the garment is shown in a non-raised position; and,

FIG. 5 is a back view thereof.

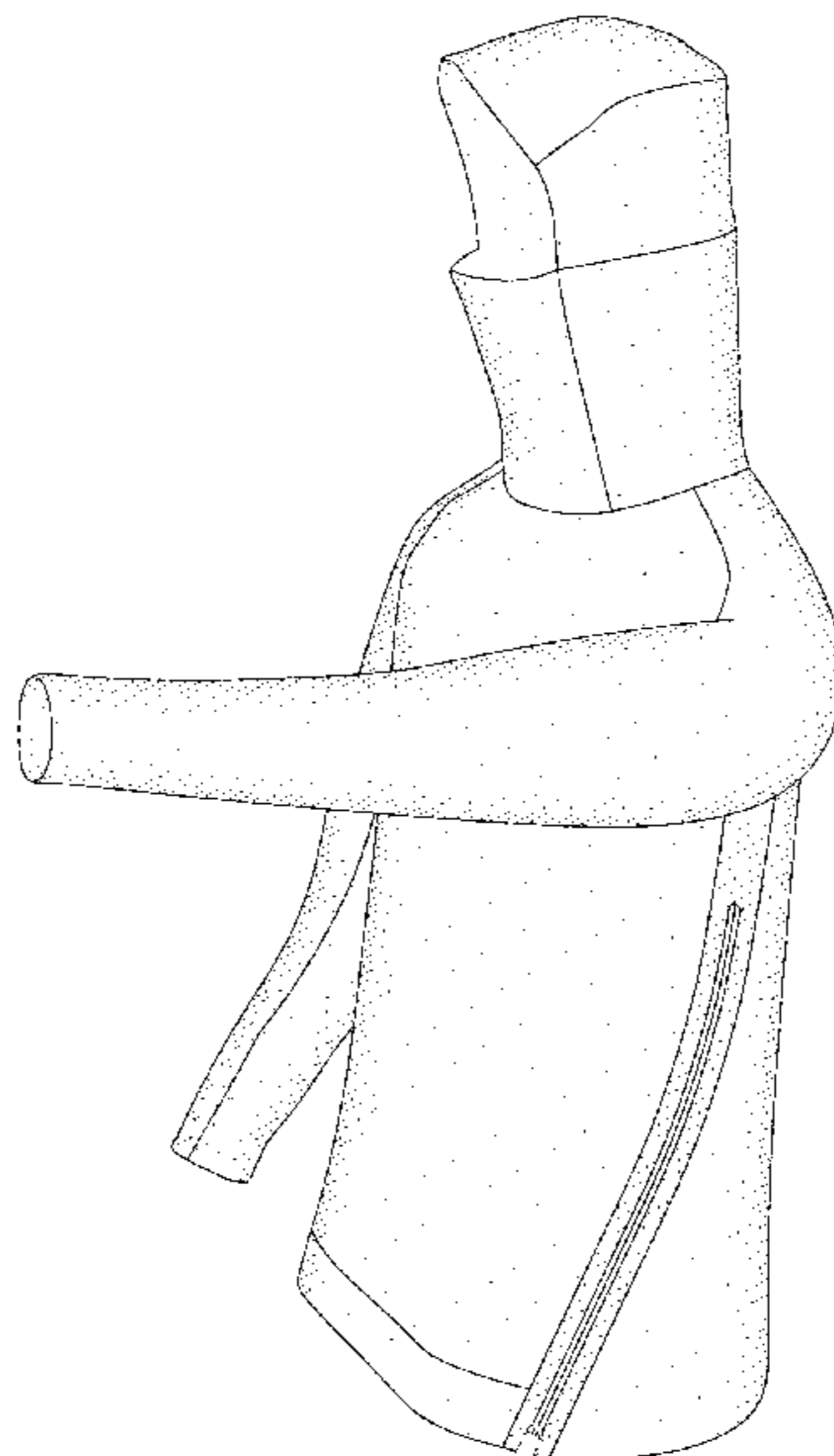
The denser stipple shading on the portion surrounding the zipper represents a contrast in appearance and does not represent any particular color, material, texture, or finish. The stipple shading on the remaining portions of the claimed subject matter represents the surface contour. The broken lines shown in the drawings illustrate the zipper pull tab and form no part of the claimed design.

1 Claim, 4 Drawing Sheets

(56) **References Cited**

U.S. PATENT DOCUMENTS

2,567,192 A *	9/1951	De Grazia	A42B 1/046
				2/205
4,334,325 A *	6/1982	Walkuski	A41D 3/00
				2/202
D374,332 S *	10/1996	Brister	D2/881
D479,902 S *	9/2003	Brown	D2/831
6,654,963 B2 *	12/2003	Fayle	A41D 3/00
				2/84
D588,783 S *	3/2009	Olstorn	D2/828
D592,831 S *	5/2009	Zanetti	D2/831
D626,725 S *	11/2010	Snyder	D2/830
D638,200 S *	5/2011	Gorson	D2/831
D662,284 S *	6/2012	Lam	D2/831
D672,117 S *	12/2012	Hawkins	D2/840
D679,072 S *	4/2013	Abbevik	D2/828
8,438,665 B2 *	5/2013	Roemer	A41D 3/00
				2/84
D685,160 S *	7/2013	Savage	D2/831



(56)

References Cited

U.S. PATENT DOCUMENTS

D783,945	S *	4/2017	Van Sisseren	D2/831
D785,906	S *	5/2017	Darmour	D2/731
D787,160	S *	5/2017	Crowe	D2/750
D787,161	S *	5/2017	Darmour	D2/840
D791,440	S *	7/2017	Ingram	D2/828
D799,161	S *	10/2017	Crowe	D2/828
D801,639	S *	11/2017	Ingram	D2/831
2004/0055069	A1 *	3/2004	Clarke Fayle	A41D 3/00 2/93
2011/0088135	A1 *	4/2011	Snyder	A41D 15/04 2/69.5
2013/0042384	A1 *	2/2013	Mitchell	A42B 1/048 2/84

* cited by examiner

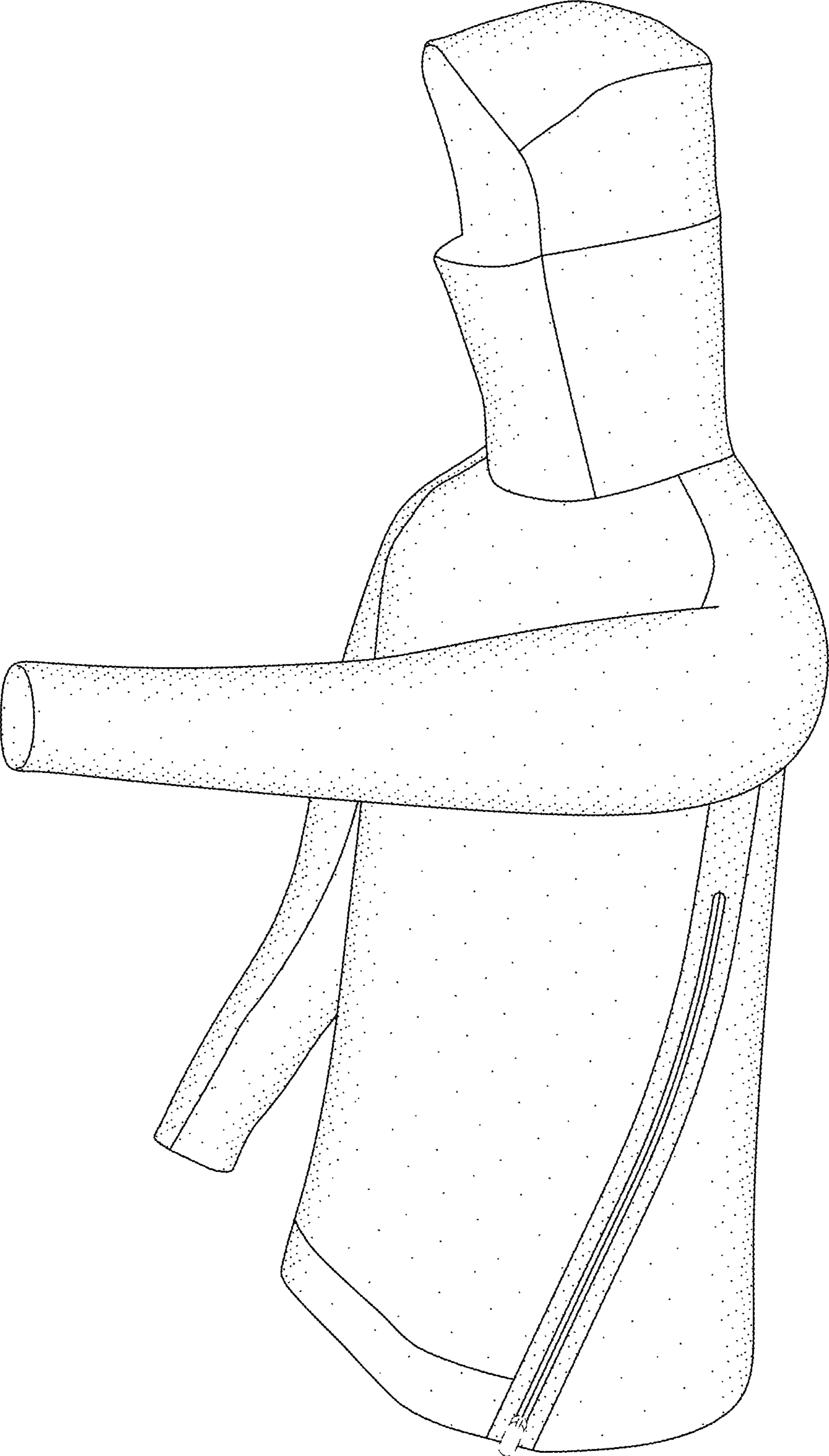


FIG. 1

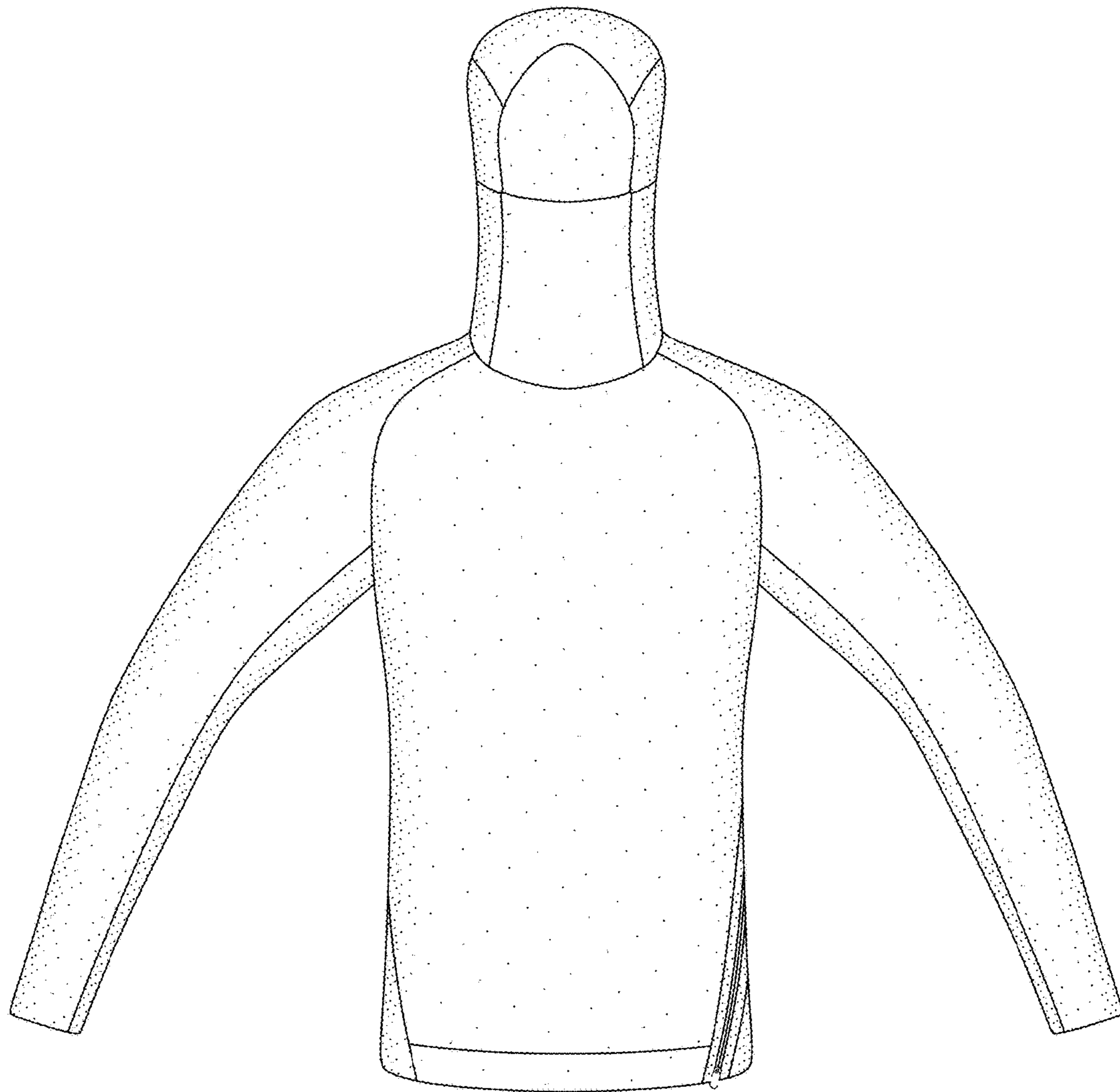


FIG. 2

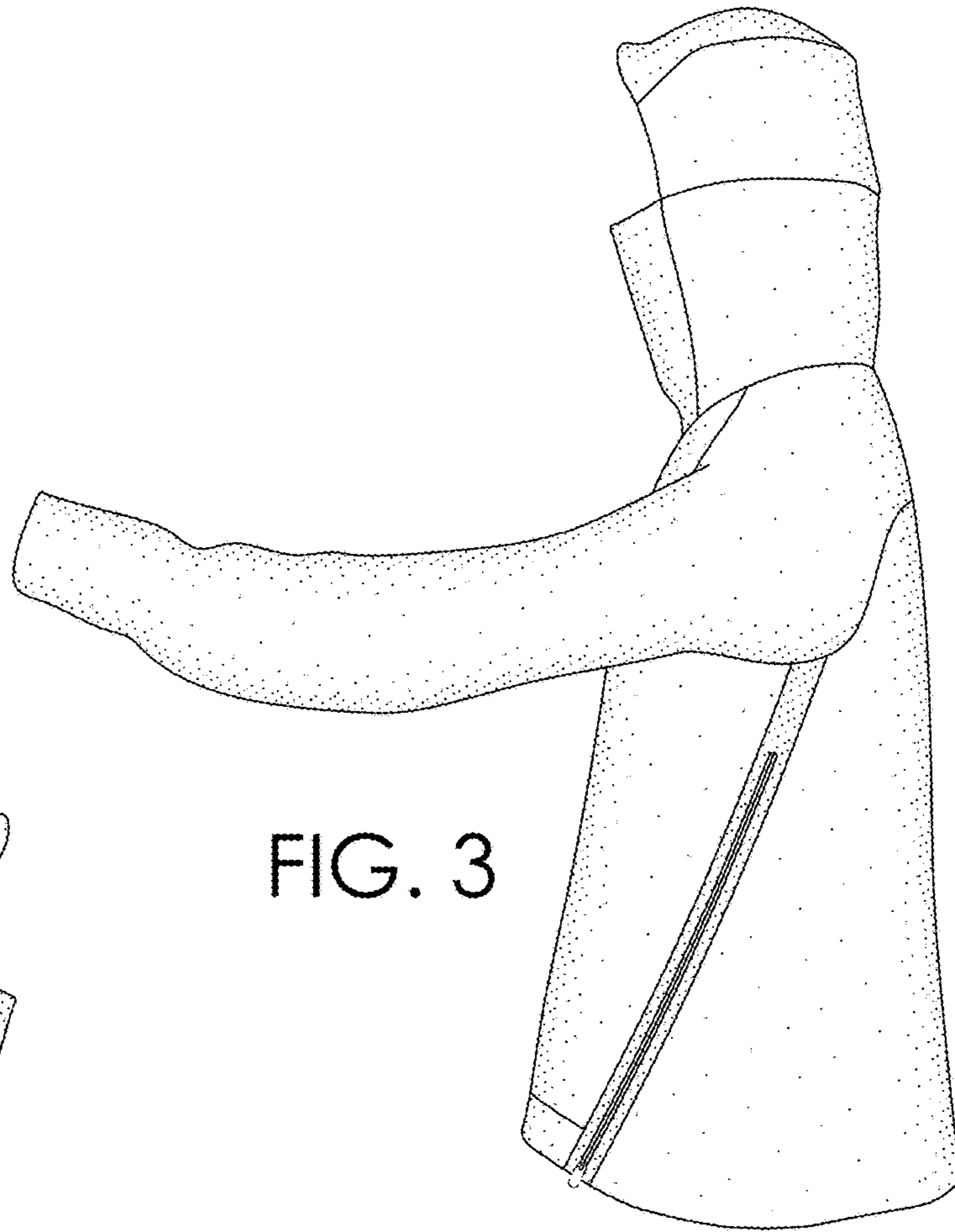


FIG. 3

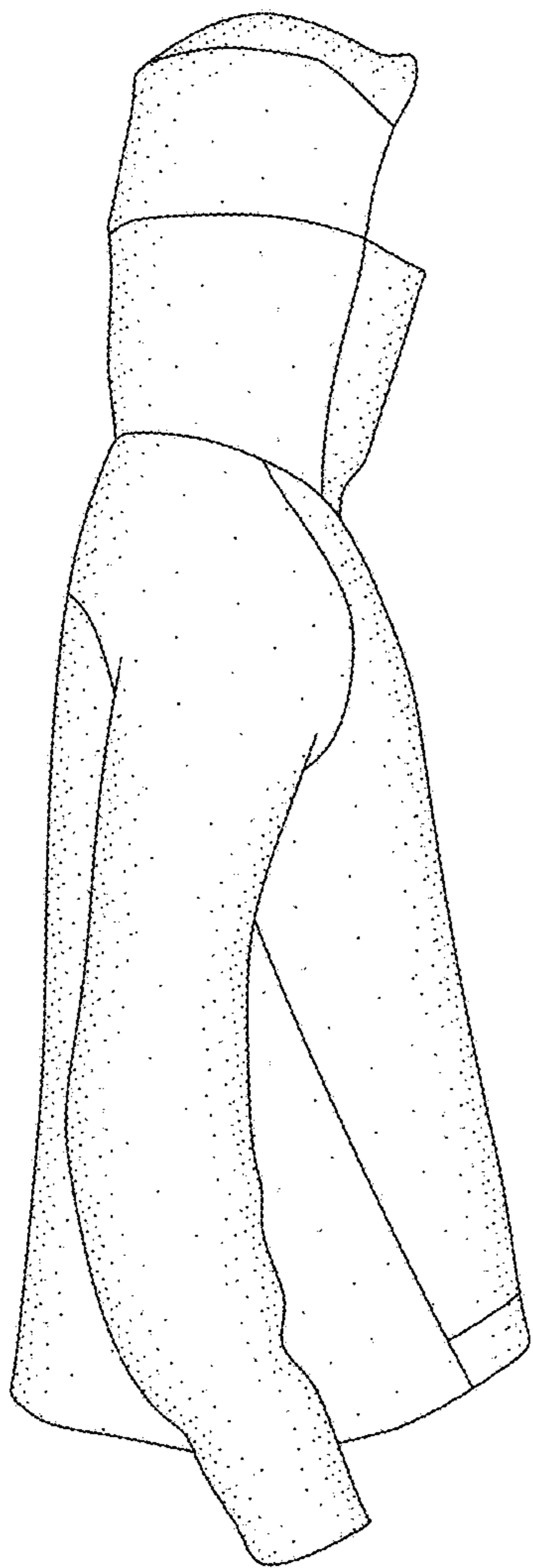


FIG. 4

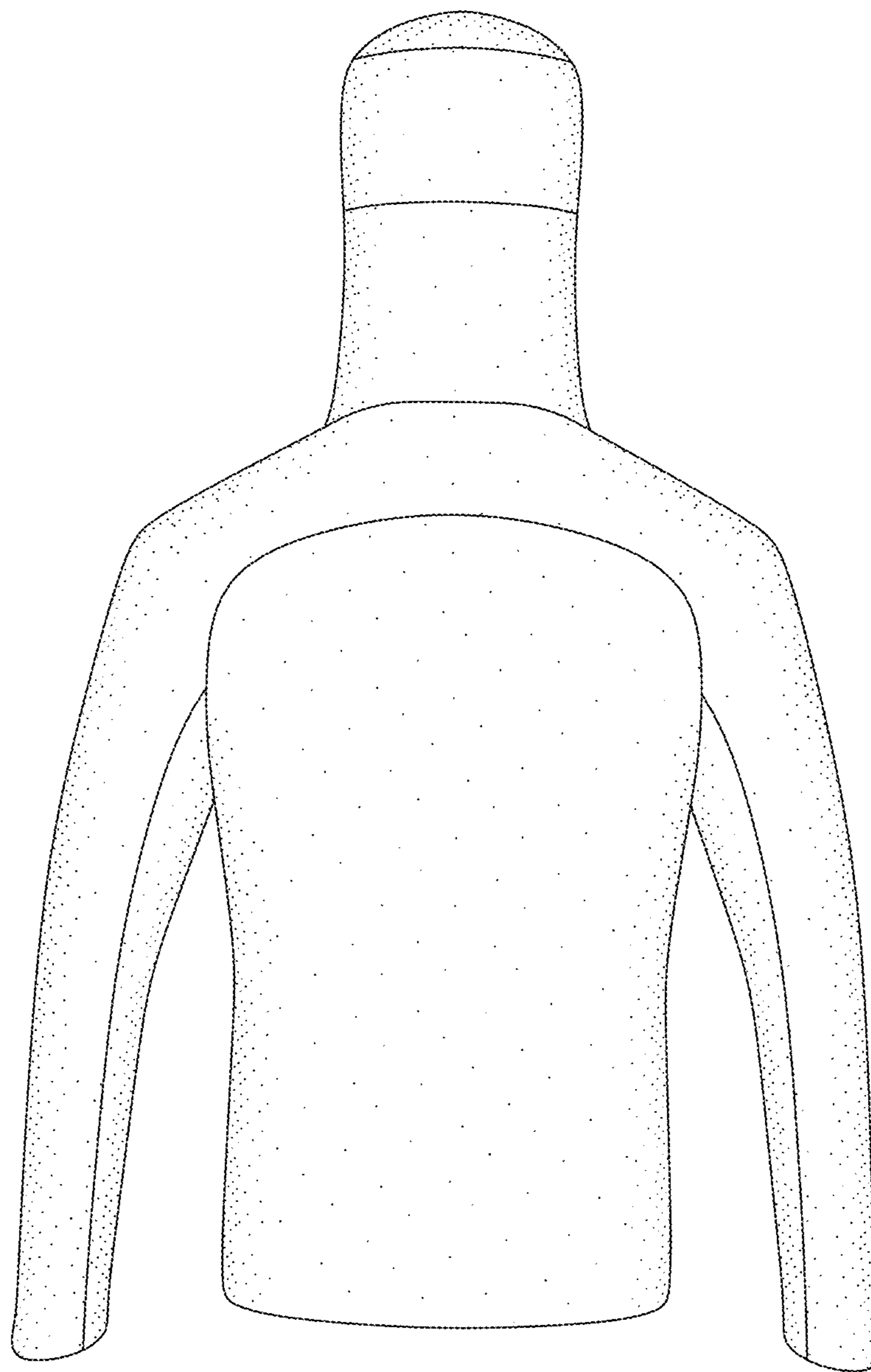


FIG. 5