



US00D827248S

(12) **United States Design Patent** (10) **Patent No.:** **US D827,248 S**  
**Genender et al.** (45) **Date of Patent:** **\*\* Sep. 4, 2018**

- (54) **GOWN**
- (71) Applicant: **Medline Industries, Inc.**, Northfield, IL (US)
- (72) Inventors: **Alan Genender**, Northbrook, IL (US); **Audrey Putnam**, Chicago, IL (US)
- (73) Assignee: **Medline Industries, Inc.**, Northfield, IL (US)
- (\*\*) Term: **15 Years**
- (21) Appl. No.: **29/586,255**
- (22) Filed: **Dec. 1, 2016**

**Related U.S. Application Data**

- (63) Continuation of application No. 29/579,902, filed on Oct. 4, 2016.
- (51) **LOC (11) Cl.** ..... **02-01**
- (52) **U.S. Cl.**  
USPC ..... **D2/720**
- (58) **Field of Classification Search**  
USPC ..... D2/720, 718, 717, 728, 739, 749-751, D2/840-842, 847-850  
CPC ..... A41D 13/1236; A41D 13/1245; A41D 13/1254; A41D 13/12  
See application file for complete search history.

(56) **References Cited**

**U.S. PATENT DOCUMENTS**

- D279,040 S \* 6/1985 Horox ..... D2/720
- D325,459 S \* 4/1992 Keever ..... D2/720
- D351,712 S \* 10/1994 Jackson ..... D2/720
- D374,113 S \* 10/1996 Console ..... D2/720
- 6,115,839 A \* 9/2000 Covington ..... A41D 13/1209  
2/114
- D469,945 S \* 2/2003 Mayer ..... D2/720
- D622,934 S \* 9/2010 Graneto, III ..... D2/720

- D624,280 S \* 9/2010 Halseth ..... D2/720
- D646,463 S \* 10/2011 Petrovskis ..... D2/720
- D681,915 S \* 5/2013 Walrich et al.
- D687,209 S \* 8/2013 Levine ..... D2/720
- D721,870 S \* 2/2015 Levine ..... D2/720
- D736,493 S \* 8/2015 Pasko ..... A41D 13/129  
D2/720
- D741,044 S \* 10/2015 Pasko ..... D2/720
- D749,819 S \* 2/2016 Czajka ..... D2/720

(Continued)

**OTHER PUBLICATIONS**

Moore Jr., Clese , "Restriction Requirement", U.S. Appl. No. 29/579,902, filed Oct. 4, 2016; dated Sep. 29, 2017.

(Continued)

*Primary Examiner* — George D. Kirschbaum

*Assistant Examiner* — Clese Moore, Jr.

(74) *Attorney, Agent, or Firm* — Philip H. Burrus, IV

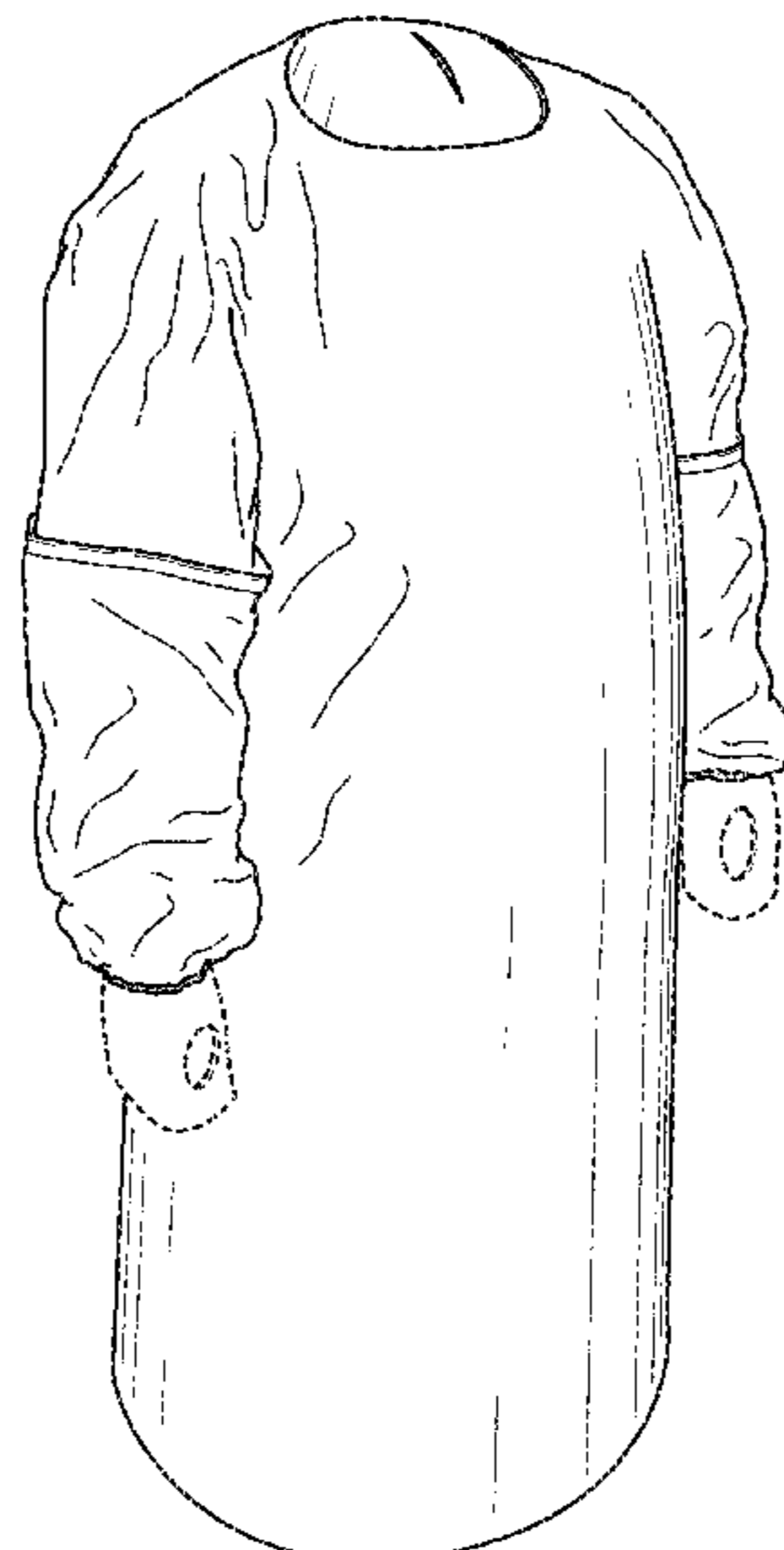
(57) **CLAIM**

The ornamental design for a gown, as shown and described.

**DESCRIPTION**

FIG. 1 is a first perspective view of a gown showing our new design;  
 FIG. 2 is a second perspective view thereof;  
 FIG. 3 is a right side elevation view thereof;  
 FIG. 4 is a left side elevation thereof;  
 FIG. 5 is a front elevation view thereof;  
 FIG. 6 is a rear elevation view thereof;  
 FIG. 7 is a top plan view thereof; and  
 FIG. 8 is a bottom plan view thereof; and,  
 FIG. 9 is a third perspective view of the gown, where the outer lower sleeve members have been pulled toward shoulders of the gown about inner lower sleeve members.  
 All broken lines are included for the purpose of illustrating use and environment and form no part of the claimed design.

**1 Claim, 7 Drawing Sheets**



(56)

**References Cited**

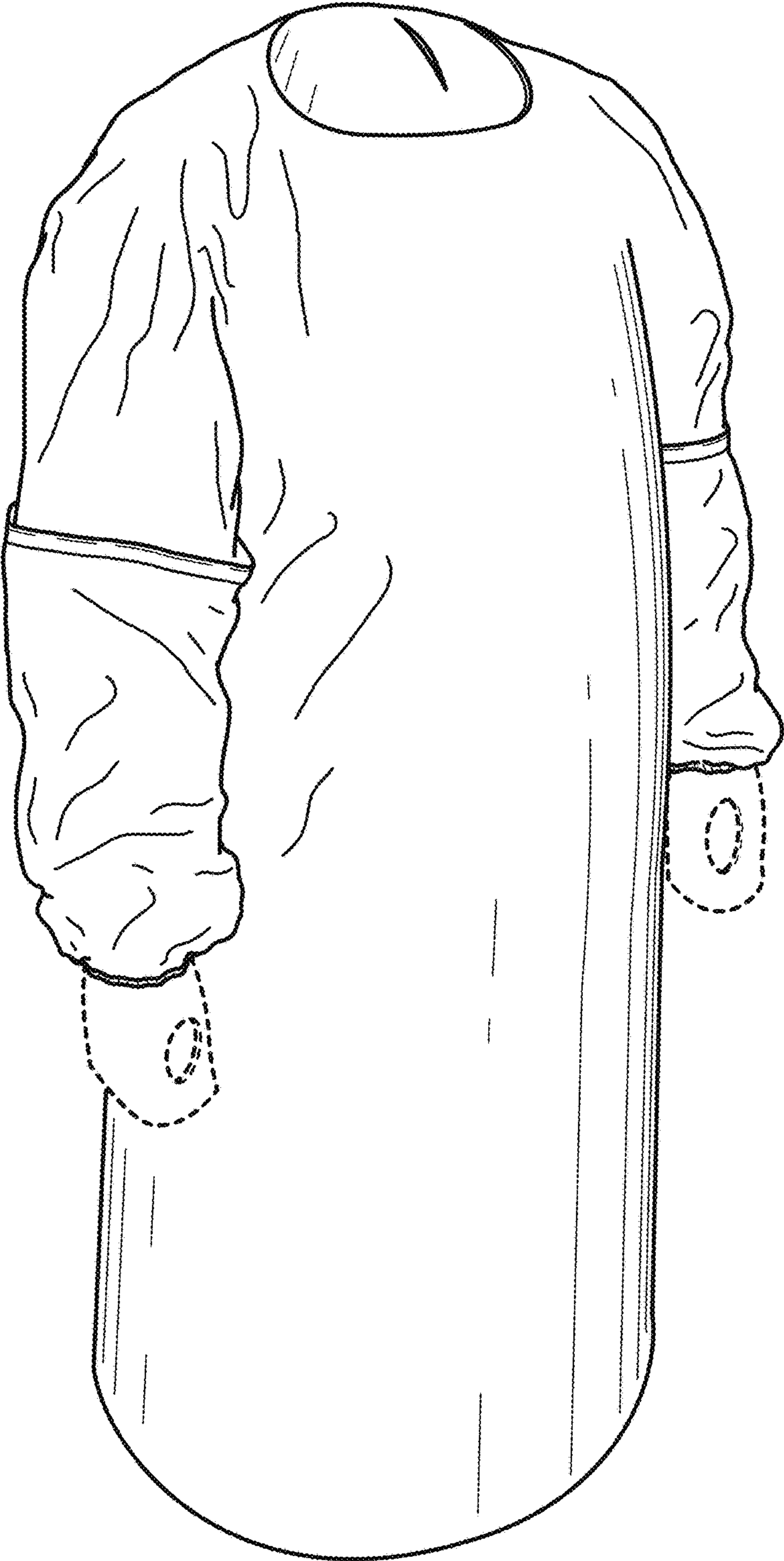
U.S. PATENT DOCUMENTS

D764,748 S \* 8/2016 Czajka ..... D2/720  
2013/0036526 A1\* 2/2013 Rashman ..... A41D 13/1245  
2/114  
2013/0191960 A1\* 8/2013 Pasko ..... A41D 13/12  
2/114  
2014/0007316 A1\* 1/2014 Tommarello ..... A41D 13/1236  
2/114  
2015/0135397 A1\* 5/2015 Levine ..... A41D 13/1236  
2/114

OTHER PUBLICATIONS

“Polyethylene Thumb Loop Style Isolation Gowns”, Medline Catalog; Unknown Publication date but believed to be prior to filing of present application; <https://www.medline.com/catalog/catalog.jsp>.  
Moore Jr, Clese, “Notice of Allowance”, U.S. Appl. No. 29/579,902; filed Oct. 4, 2016; dated Jan. 31, 2018.

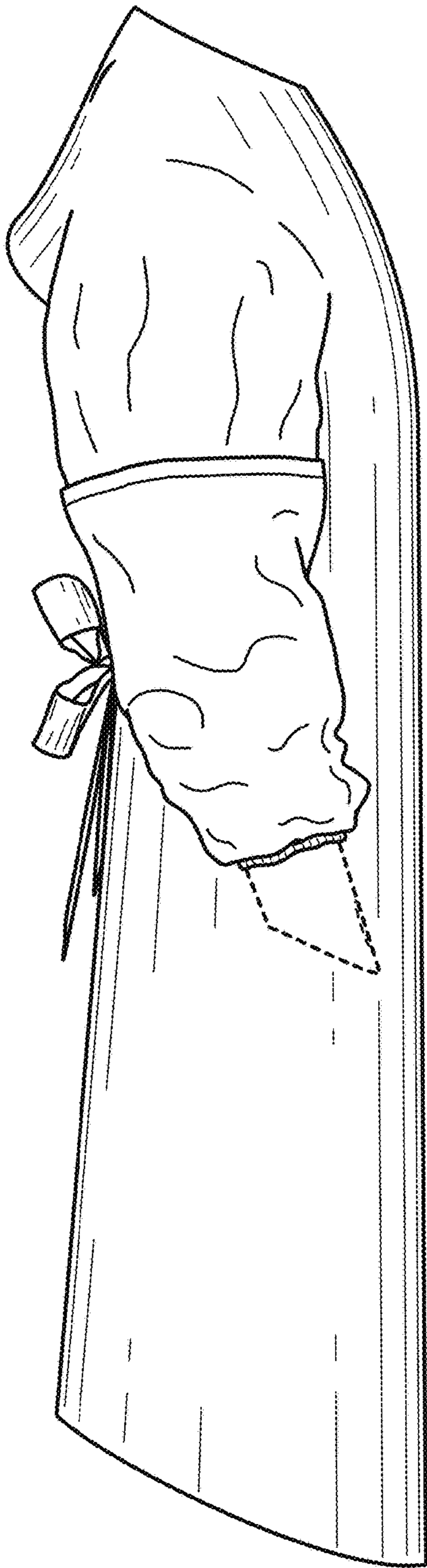
\* cited by examiner



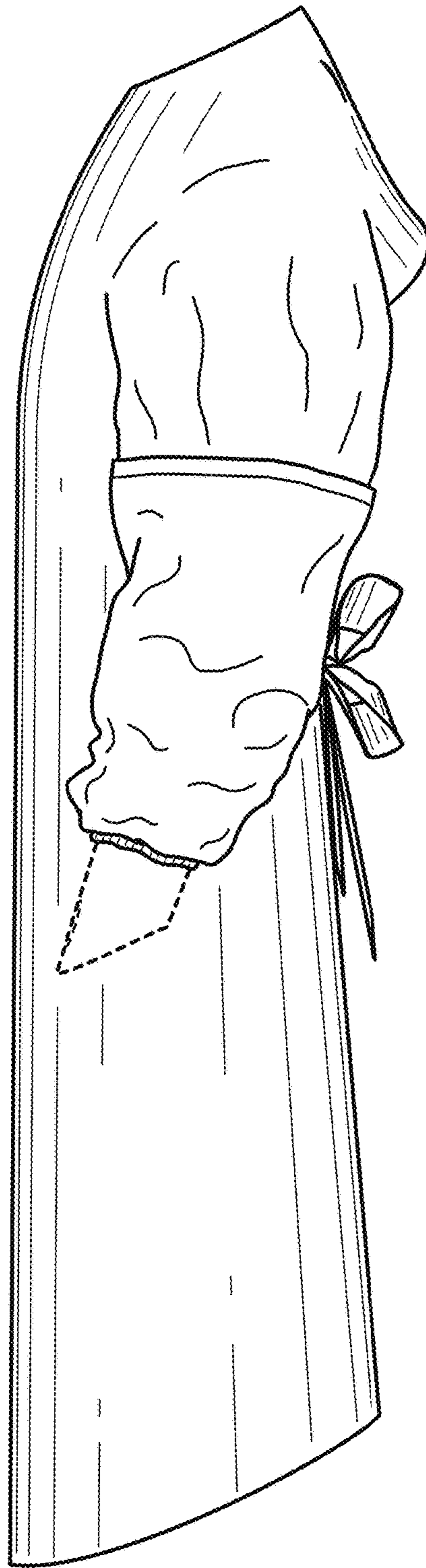
**FIG. 1**



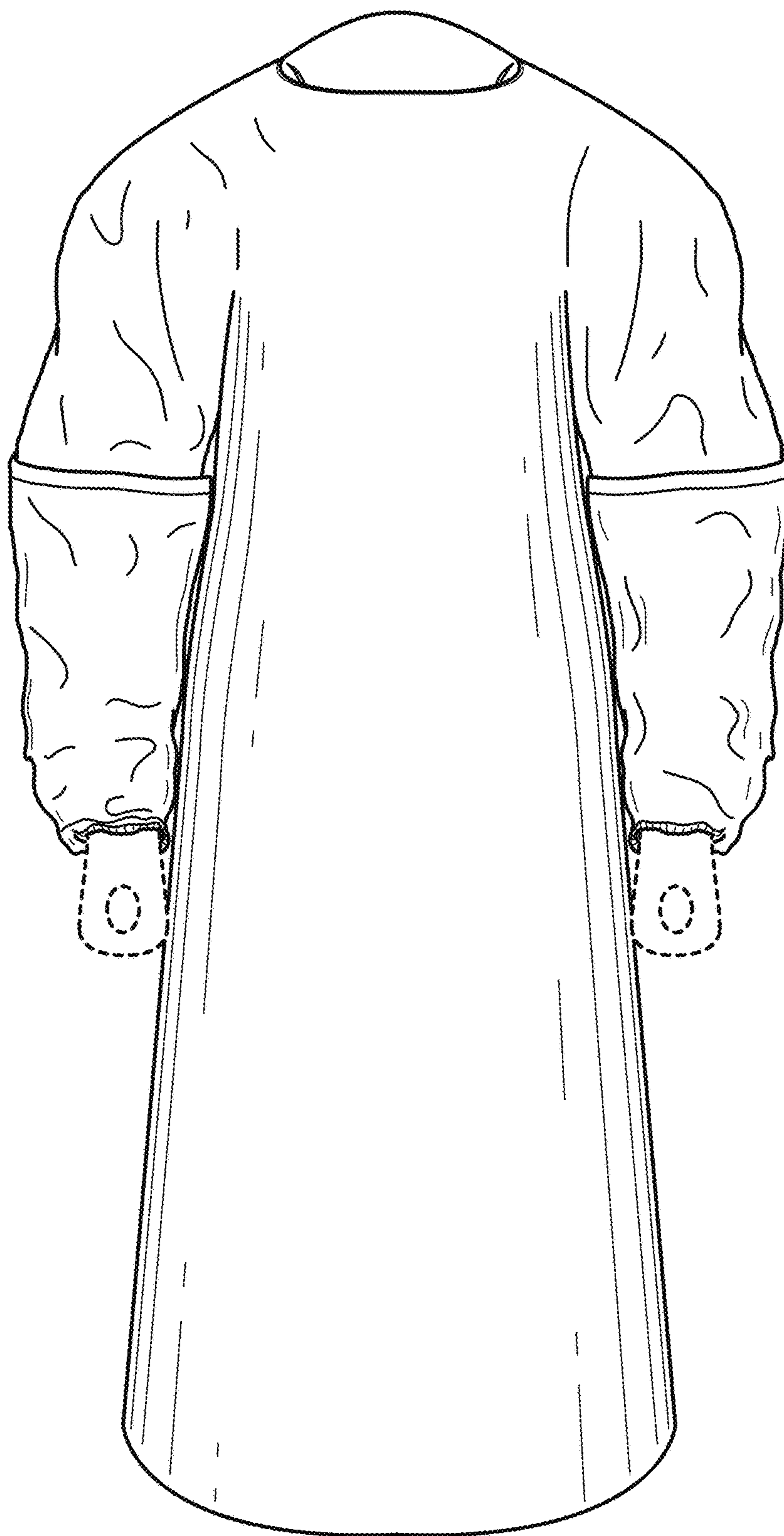
**FIG. 2**




**FIG. 3**



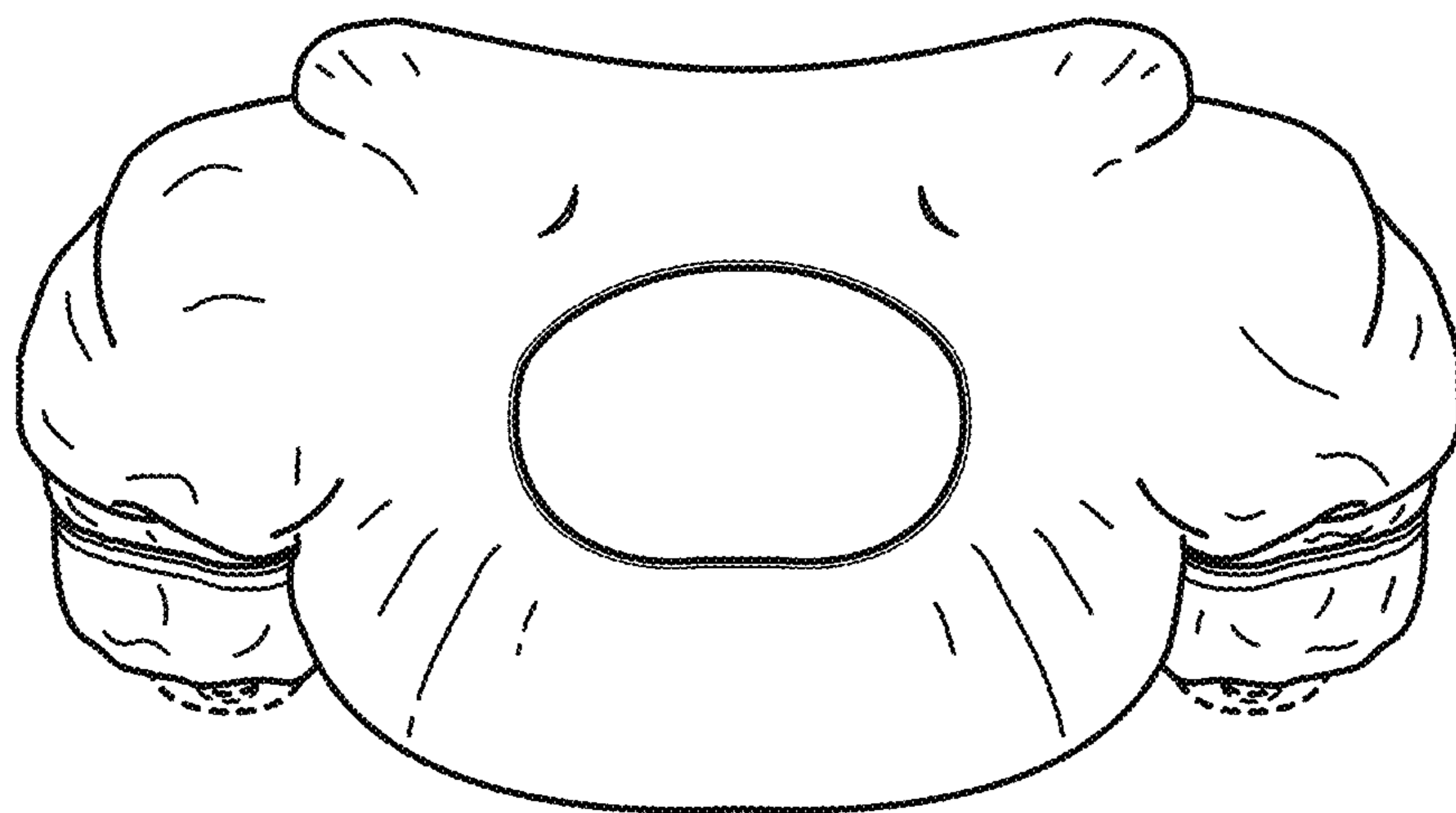
**FIG. 4**



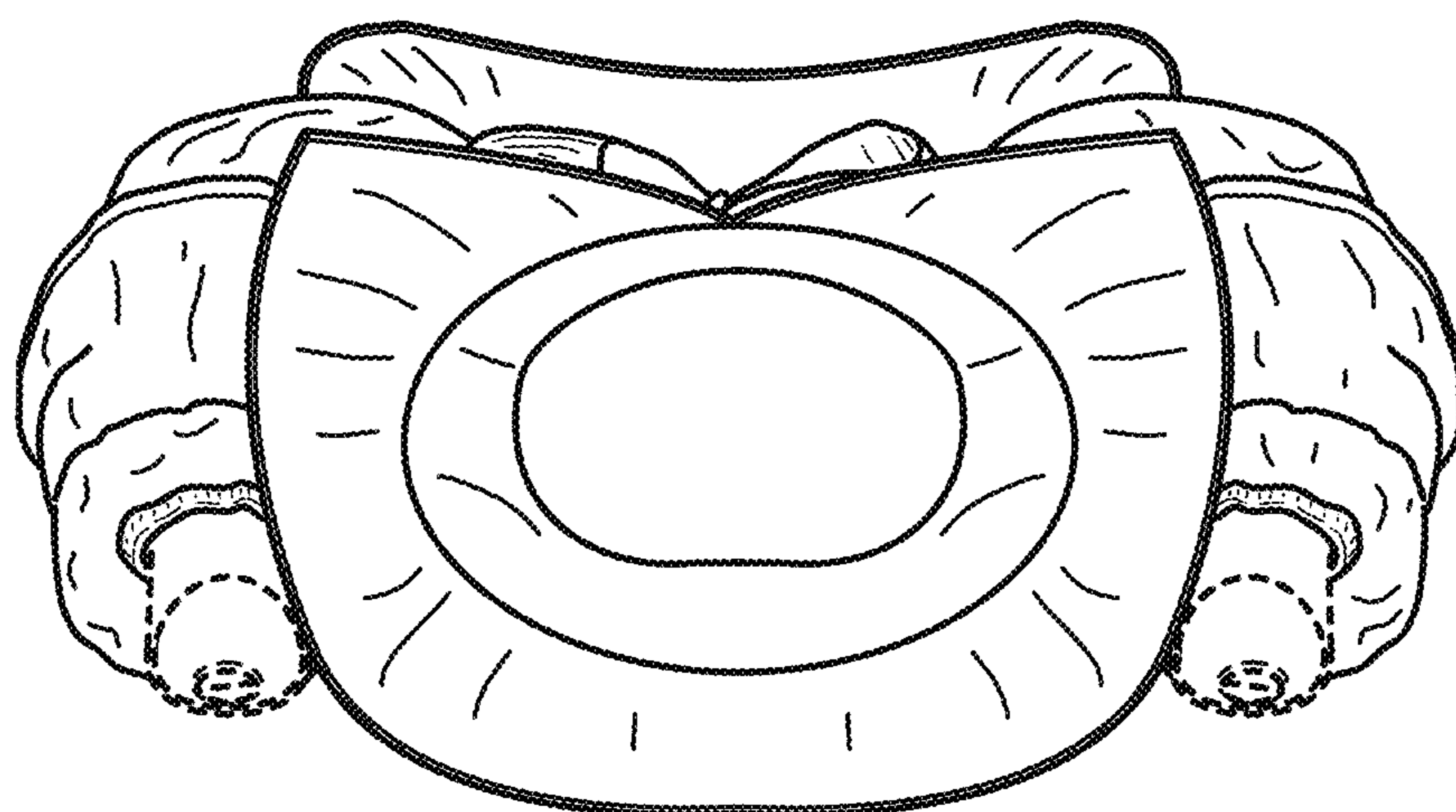
**FIG. 5**



***FIG. 6***

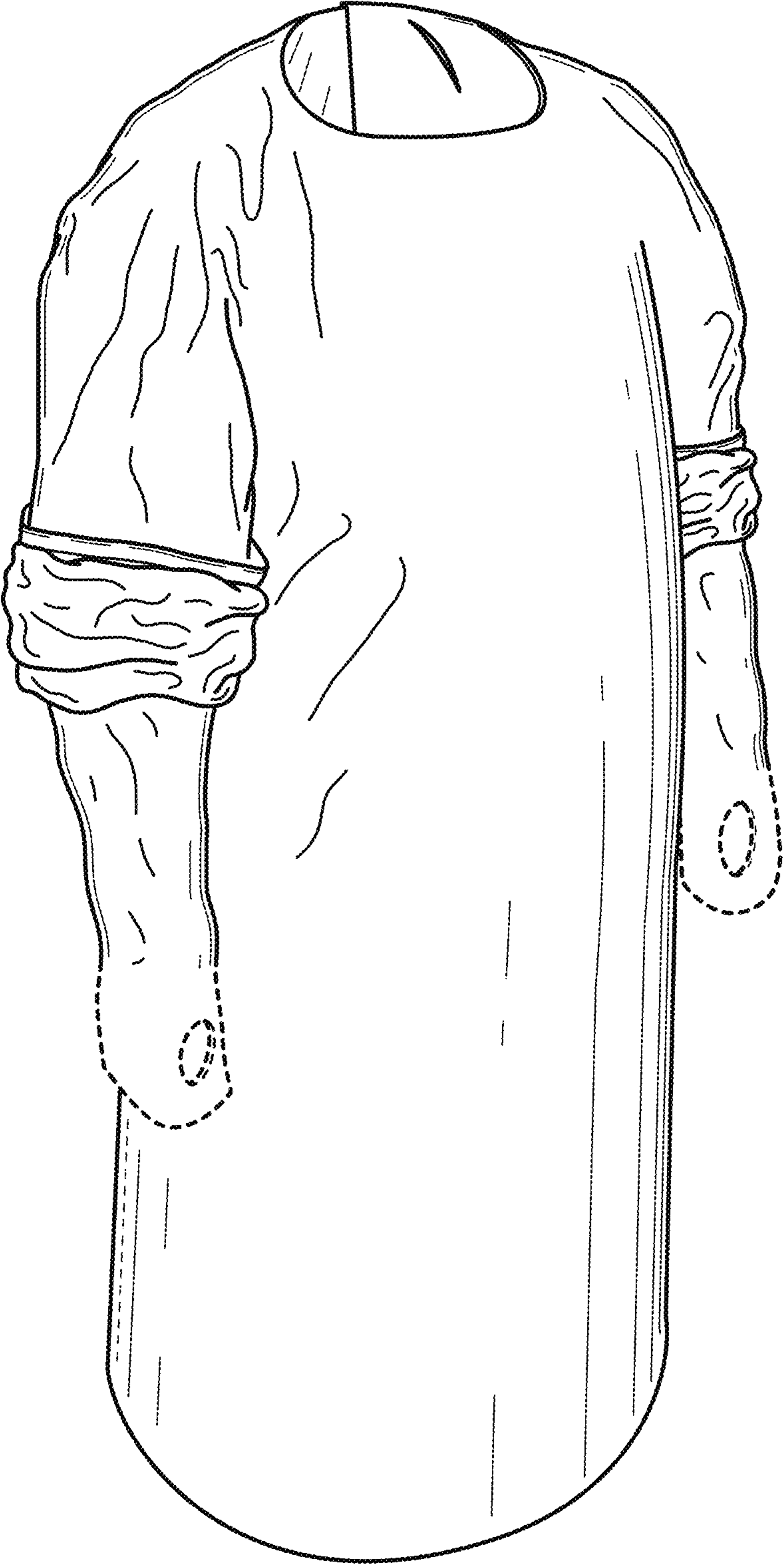


**FIG. 7**



**FIG. 8**





**FIG. 9**