



US00D827246S

(12) **United States Design Patent**
Piombino et al.

(10) **Patent No.:** **US D827,246 S**
(45) **Date of Patent:** **** Sep. 4, 2018**

- (54) **PAD FOR A GIRDLE**
- (71) Applicant: **BSN SPORTS, LLC**, Farmers Branch, TX (US)
- (72) Inventors: **Don Piombino**, Farmers Branch, TX (US); **Bastien Jourde**, Montréal (CA)
- (73) Assignee: **BSN Sports, LLC**, Farmers Branch, TX (US)
- (**) Term: **15 Years**
- (21) Appl. No.: **29/628,447**
- (22) Filed: **Dec. 5, 2017**

- 6,654,960 B2 * 12/2003 Cho A63B 71/1225
2/22
- 7,035,844 B2 4/2006 Andreev et al.
- 7,150,217 B2 * 12/2006 Kershaw A41D 13/05
89/36.05
- D571,047 S 6/2008 Kamradt
- 7,389,547 B1 6/2008 Wiens
- 7,412,731 B1 * 8/2008 Brassill A41B 9/12
2/23
- D582,608 S * 12/2008 Palmer D29/121.1
- D626,718 S 11/2010 Turner
- D626,719 S 11/2010 Turner
- D628,769 S 12/2010 Turner
- D629,999 S * 1/2011 Turner D2/712
- 7,891,026 B1 * 2/2011 Smith A41D 13/0506
2/465
- D633,688 S 3/2011 Turner
- 8,095,596 B2 1/2012 Meenan et al.

(Continued)

Related U.S. Application Data

- (62) Division of application No. 29/580,308, filed on Oct. 17, 2016, now Pat. No. Des. 815,792.
- (51) **LOC (11) Cl.** **02-01**
- (52) **U.S. Cl.**
USPC **D2/711; D29/101.5**
- (58) **Field of Classification Search**
USPC D2/731, 702-704, 711-712, 738;
D29/101.5, 122; 2/22-24, 267, 400, 404,
2/455, 465-466
CPC A41D 13/0543; A41D 13/0568; A41D
13/0587; A41D 13/065; A41D 13/0158;
A41D 13/0156; A41D 13/0506; A63B
71/08; A63B 71/12
See application file for complete search history.

Primary Examiner — Eric L Goodman

Assistant Examiner — Amy C Wierenga

(74) *Attorney, Agent, or Firm* — Finnegan, Henderson, Farabow, Garrett & Dunner LLP

(57) **CLAIM**

The ornamental design for a pad for a girdle, as shown and described.

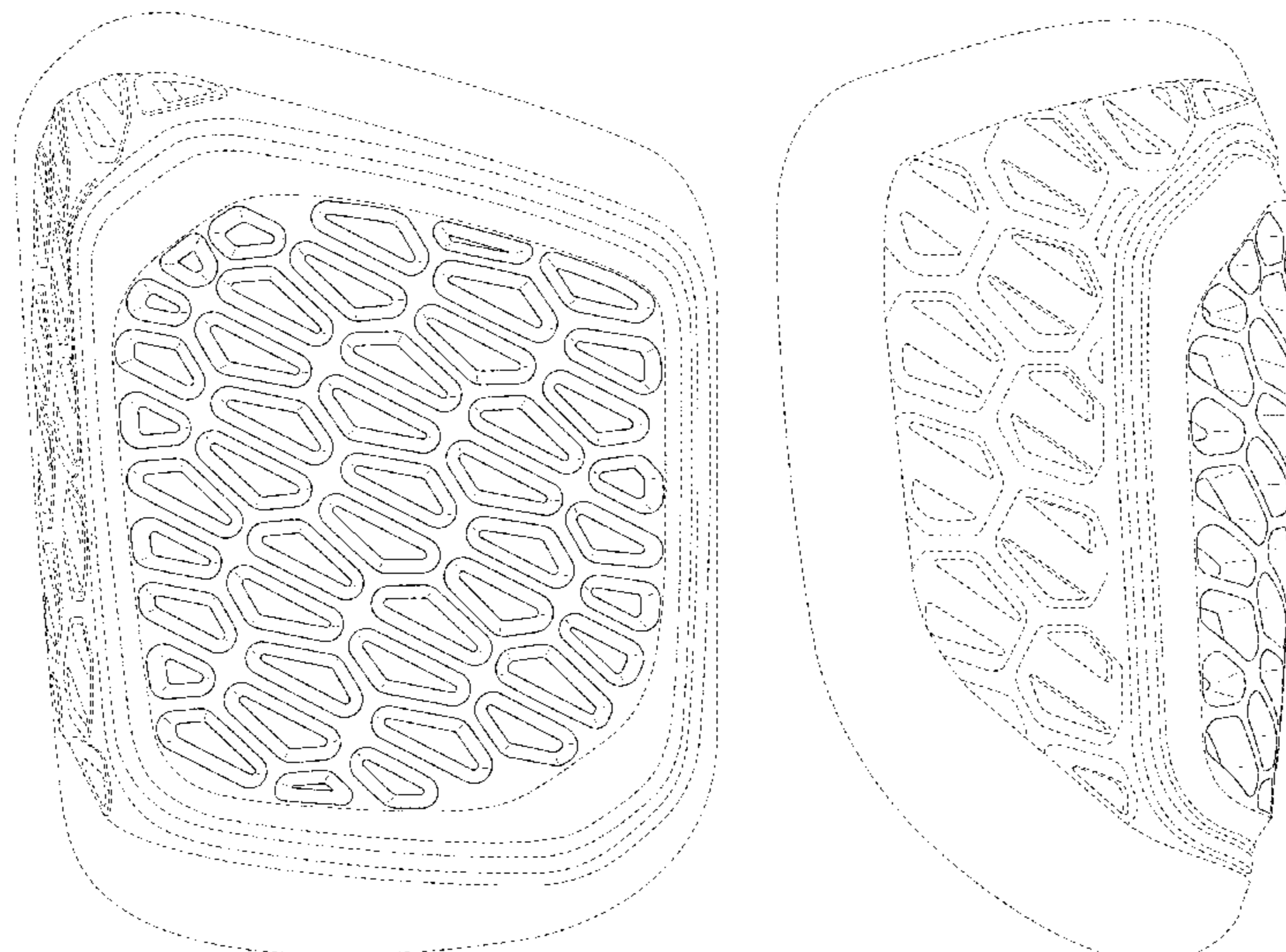
DESCRIPTION

FIG. 1 is a perspective view of a pad for a girdle, showing our new design.
 FIG. 2 is a front elevational view thereof;
 FIG. 3 is a back view thereof;
 FIG. 4 is a left side view thereof;
 FIG. 5 is a right side view thereof;
 FIG. 6 is a top view thereof; and,
 FIG. 7 is a bottom view thereof.
 The broken lines in the drawings illustrate portions of the pad for a girdle that forms no part of the claimed design.

(56) **References Cited**
 U.S. PATENT DOCUMENTS

- 759,833 A 5/1904 Stall
- 4,512,037 A * 4/1985 Vacanti A63B 71/08
2/22
- 5,581,805 A * 12/1996 Rennick A41D 13/0156
2/22

1 Claim, 7 Drawing Sheets



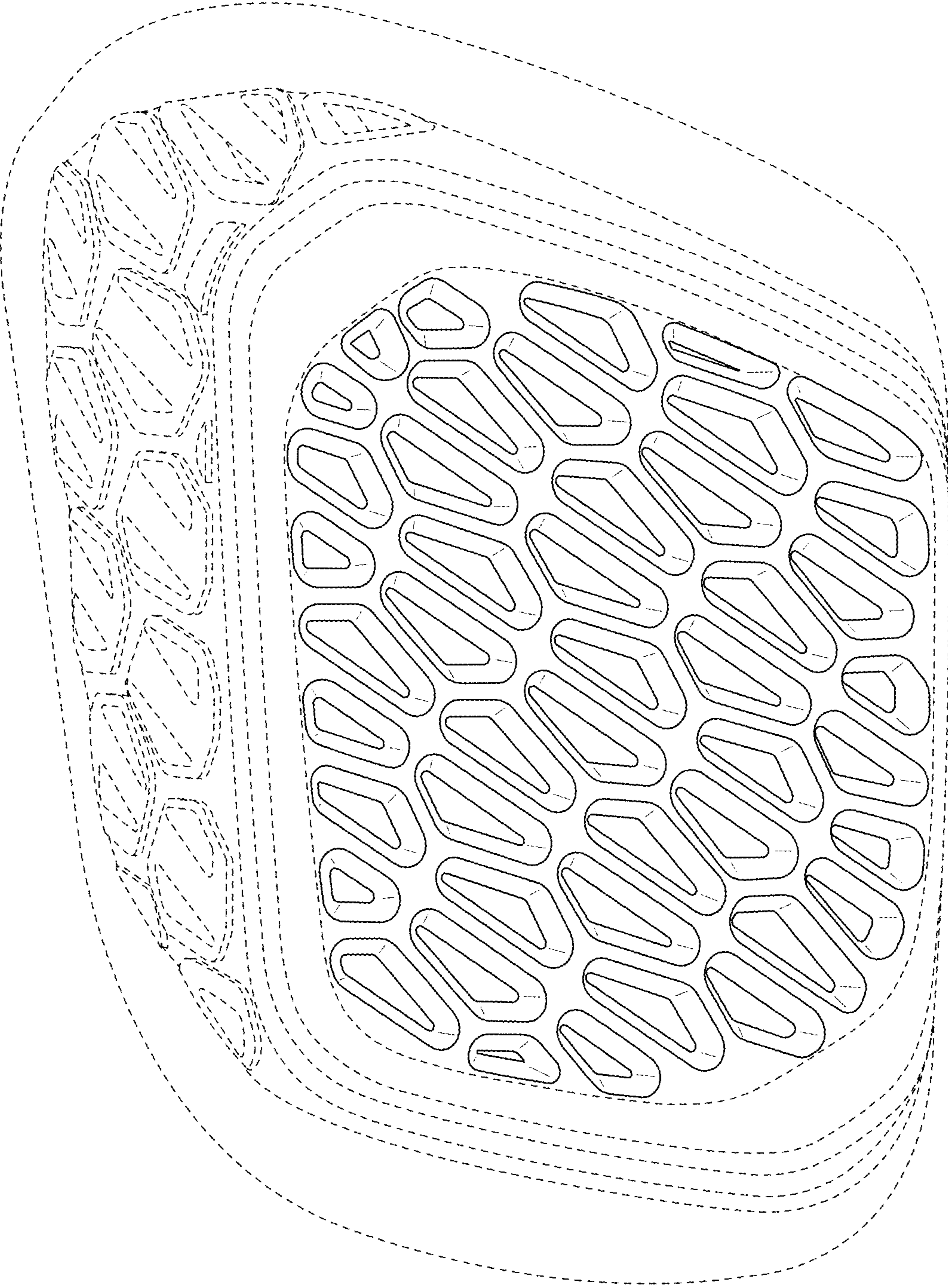


FIG. 1

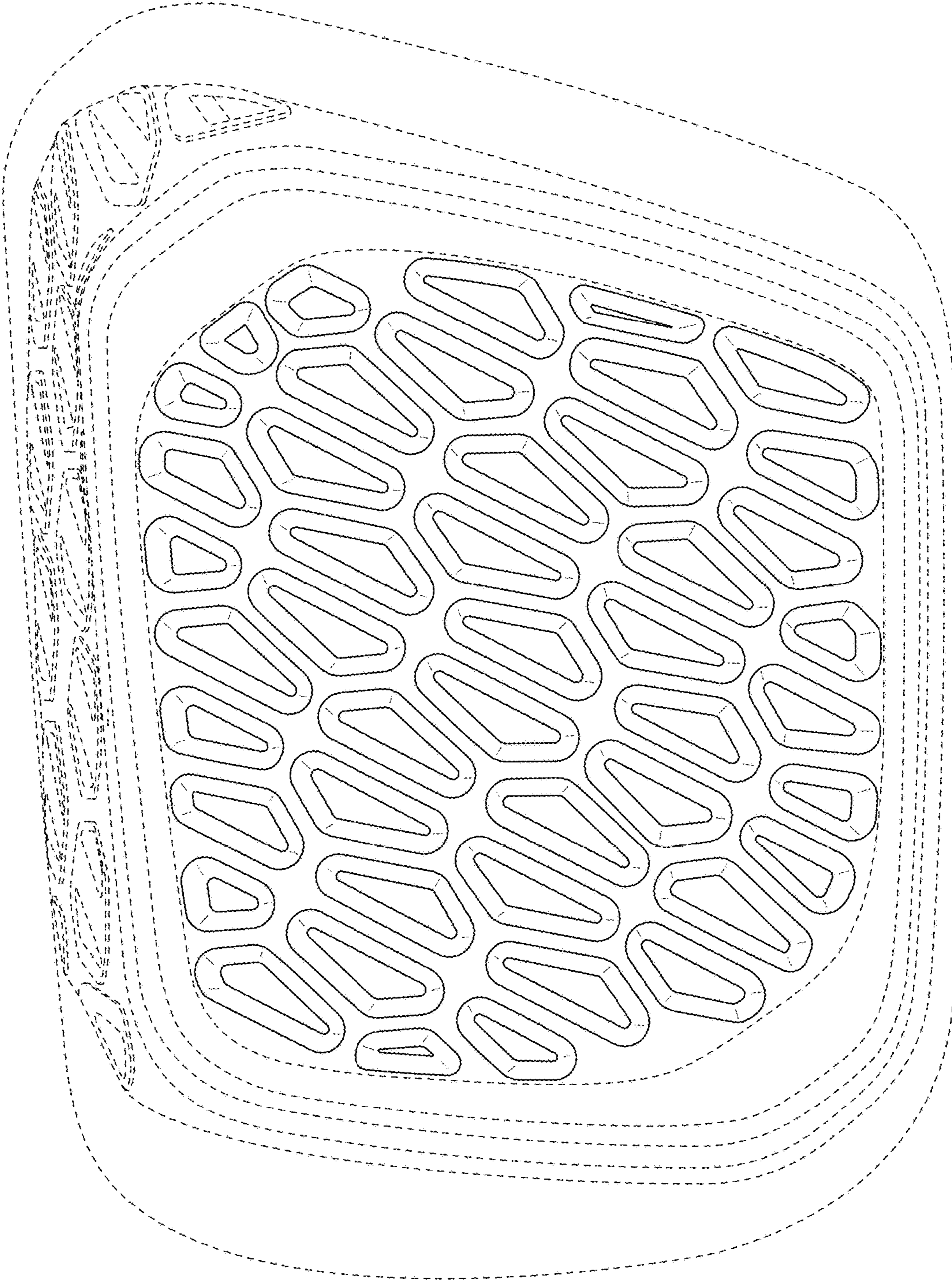


FIG. 2

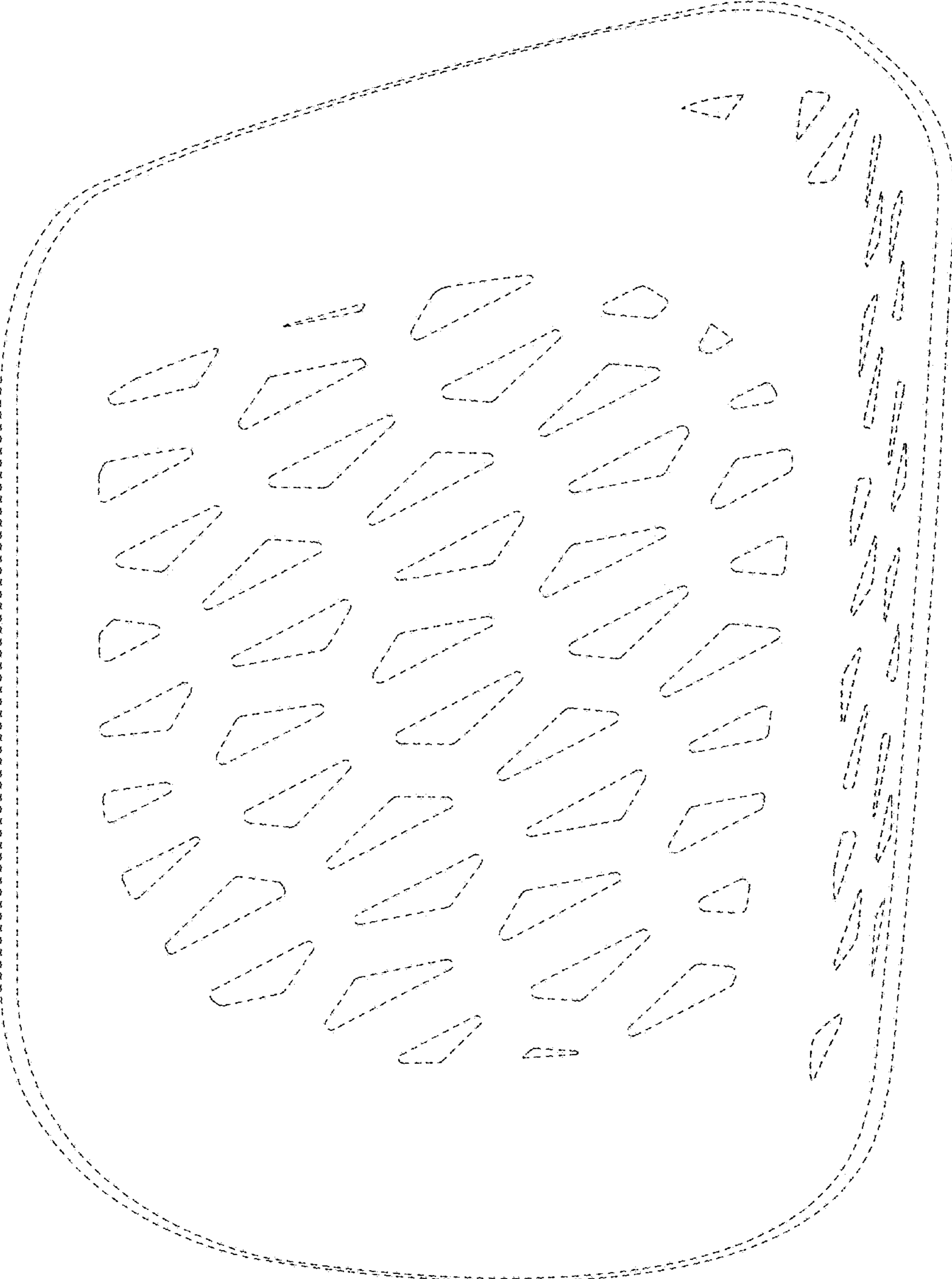


FIG. 3

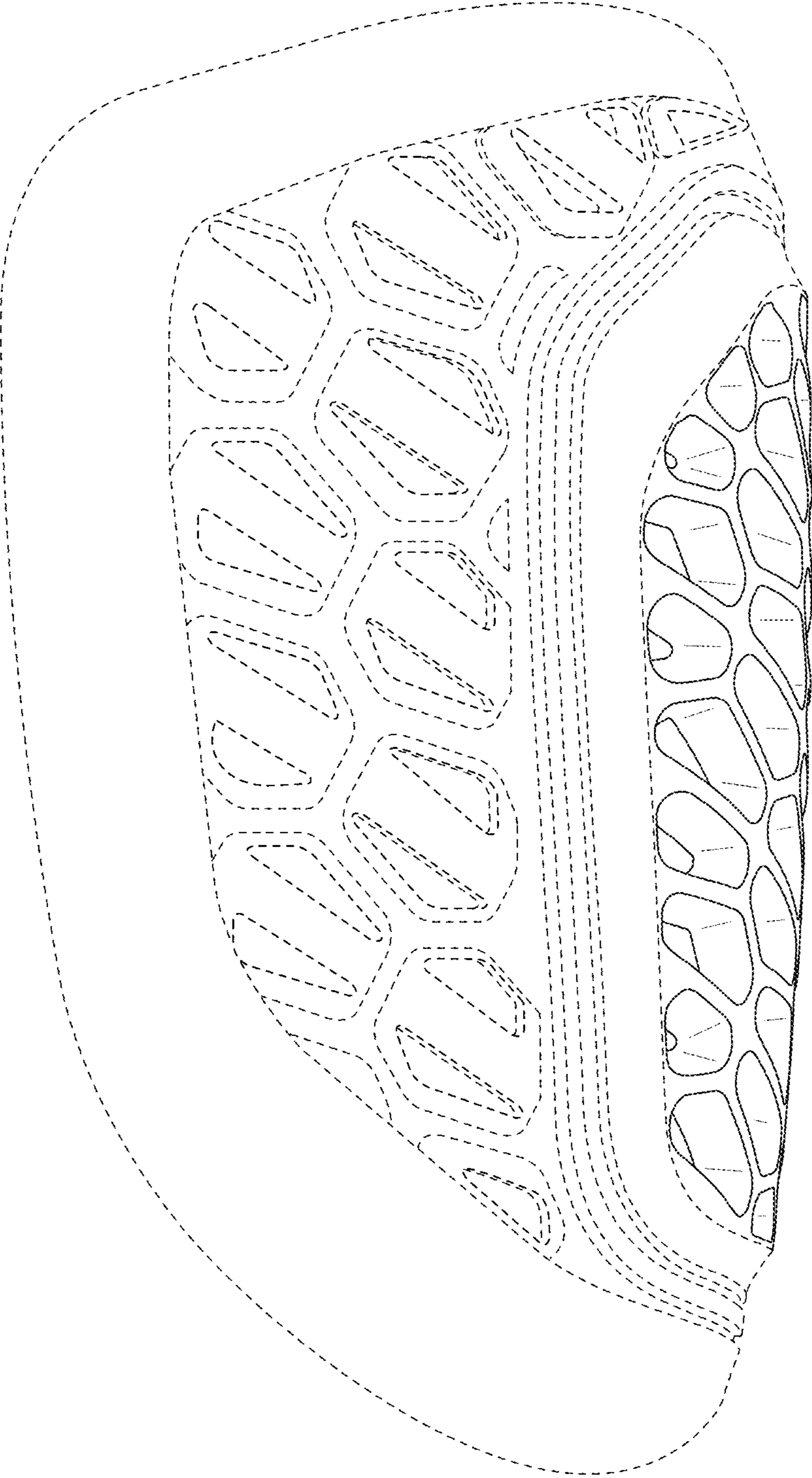


FIG. 4

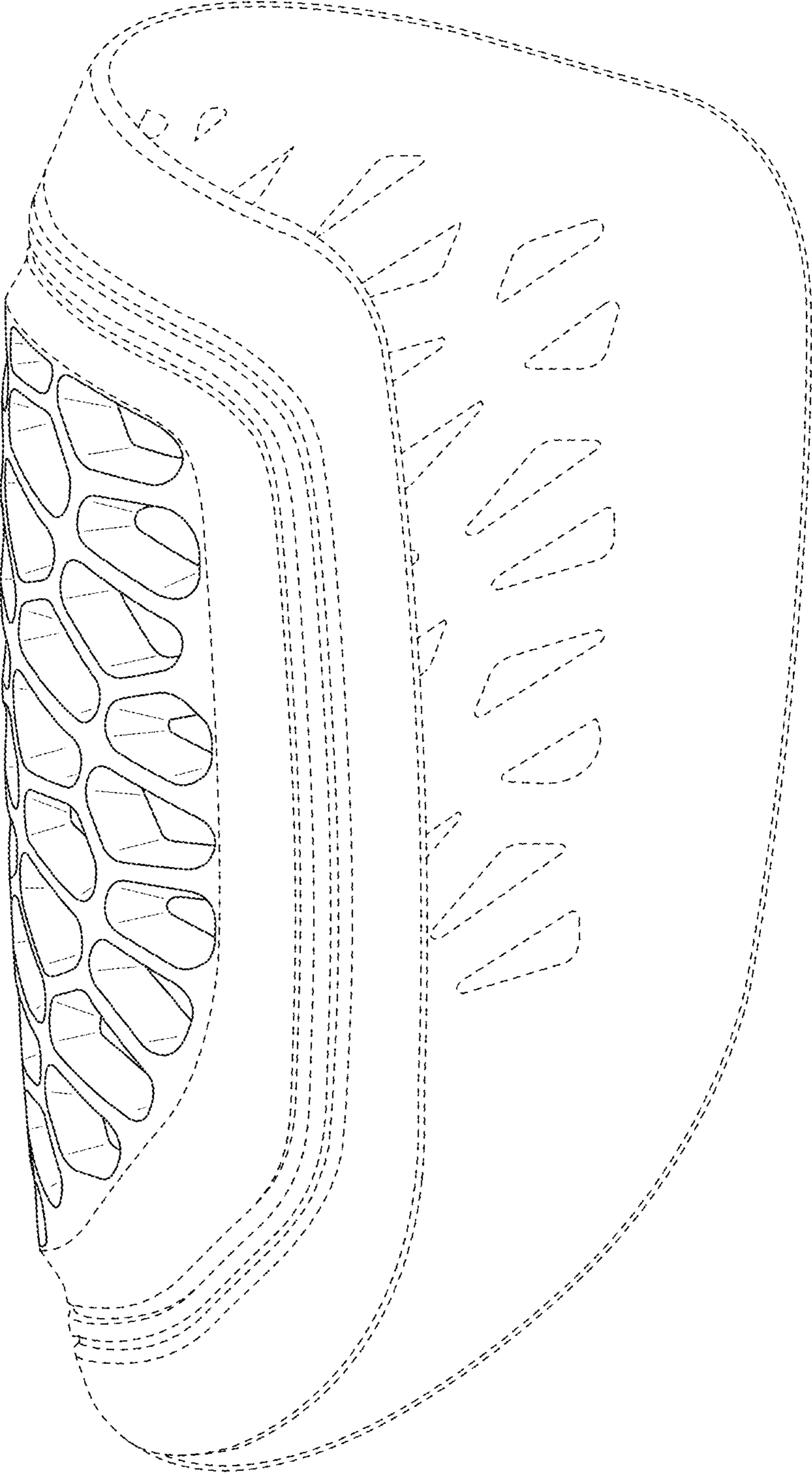


FIG. 5




FIG. 6




FIG. 7