



US00D827224S

(12) **United States Design Patent**
Lee et al.

(10) **Patent No.:** **US D827,224 S**
(45) **Date of Patent:** **** Aug. 28, 2018**

- (54) **DISHWASHER**
- (71) Applicant: **LG ELECTRONICS INC.**, Seoul (KR)
- (72) Inventors: **Junghwan Lee**, Seoul (KR); **Kyungah Lee**, Seoul (KR); **Hyejin Lee**, Seoul (KR); **Jeaseok Seong**, Seoul (KR)
- (73) Assignee: **LG ELECTRONICS INC.**, Seoul (KR)
- (**) Term: **15 Years**
- (21) Appl. No.: **35/502,170**
- (22) Filed: **Jun. 27, 2016**
- (80) **Hague Agreement Data**
 Int. Filing Date: **Jun. 27, 2016**
 Int. Reg. No.: **DM/091415**
 Int. Reg. Date: **Jun. 27, 2016**
 Int. Reg. Pub. Date: **Dec. 30, 2016**

D398,092 S *	9/1998	Good	D32/3
D441,149 S *	4/2001	Bournay, Jr.	D32/3
D441,150 S *	4/2001	Bournay, Jr.	D32/3
D627,939 S *	11/2010	Kim	D32/2
D643,164 S *	8/2011	Yalcin	D32/3
D677,023 S *	2/2013	Borjesson	D32/2
D682,491 S *	5/2013	Kim	D32/2
D689,248 S *	9/2013	Eng	D32/3
D725,325 S *	3/2015	Lee	D32/3
D725,851 S *	3/2015	Lee	D32/3
D741,556 S *	10/2015	Lee	D32/3
D743,118 S *	11/2015	Lee	D32/2
D750,854 S *	3/2016	Lee	D32/3
D750,855 S *	3/2016	Lee	D32/3
D758,026 S *	5/2016	Choi	D32/3
D760,452 S *	6/2016	Roberson	D32/2
D761,500 S *	7/2016	Feddema	D32/3
D762,019 S *	7/2016	Ferencevich	D32/3
D773,751 S *	12/2016	Hederstierna	D32/3
D775,770 S *	1/2017	Yoon	D32/2
D778,008 S *	1/2017	Roberson	D32/3
D799,763 S *	10/2017	Haft	D32/3

(Continued)

Primary Examiner — Richard E Chilcot
(74) *Attorney, Agent, or Firm* — Birch, Stewart, Kolasch & Birch, LLP

- (30) **Foreign Application Priority Data**
Dec. 30, 2015 (KR) 30-2015-0067244
- (51) **LOC (11) Cl.** **15-05**
- (52) **U.S. Cl.**
USPC **D32/3**
- (58) **Field of Classification Search**
USPC D32/2, 3, 6, 28; D7/304, 339–441;
D13/162, 177; D14/486, 489
CPC A47L 15/00; A47L 15/02
See application file for complete search history.

(57) **CLAIM**

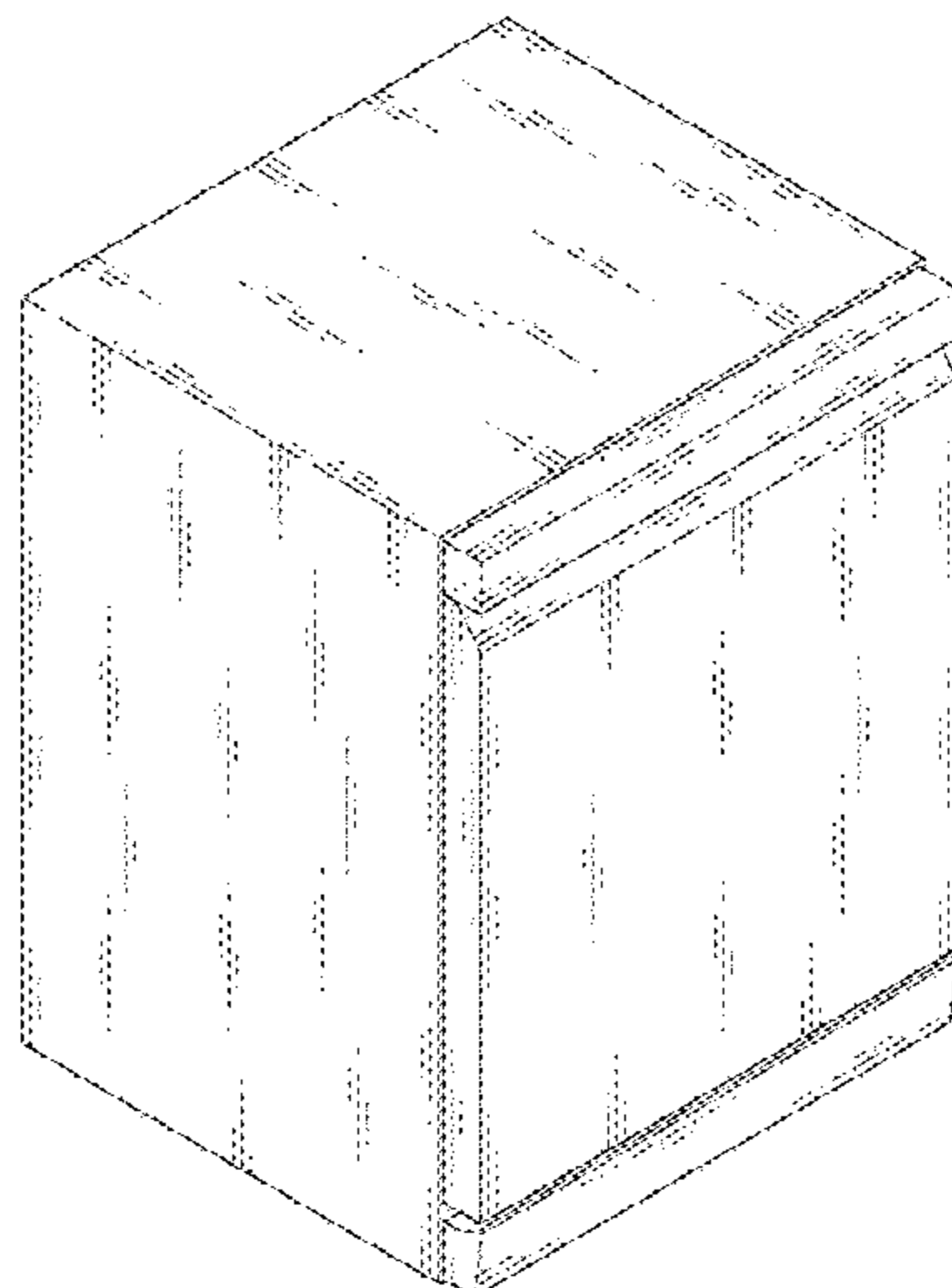
The ornamental design for a dishwasher, as shown and described.

DESCRIPTION

- 1. Dishwasher
- 1.1** is a perspective view of a dishwasher showing our new design;
- 1.2** is a front elevation view thereof;
- 1.3** is a rear elevation view thereof;
- 1.4** is a left-side elevation view thereof;
- 1.5** is a right-side elevation view thereof;
- 1.6** is a top plan view thereof;
- 1.7** is a bottom plan view thereof; and
- 1.8** is a perspective view thereof, in a use condition.

- (56) **References Cited**
 U.S. PATENT DOCUMENTS
 D383,879 S * 9/1997 Good D32/3
 D383,880 S * 9/1997 Good D32/3
 D393,505 S * 4/1998 Good D32/3

1 Claim, 8 Drawing Sheets



(56)

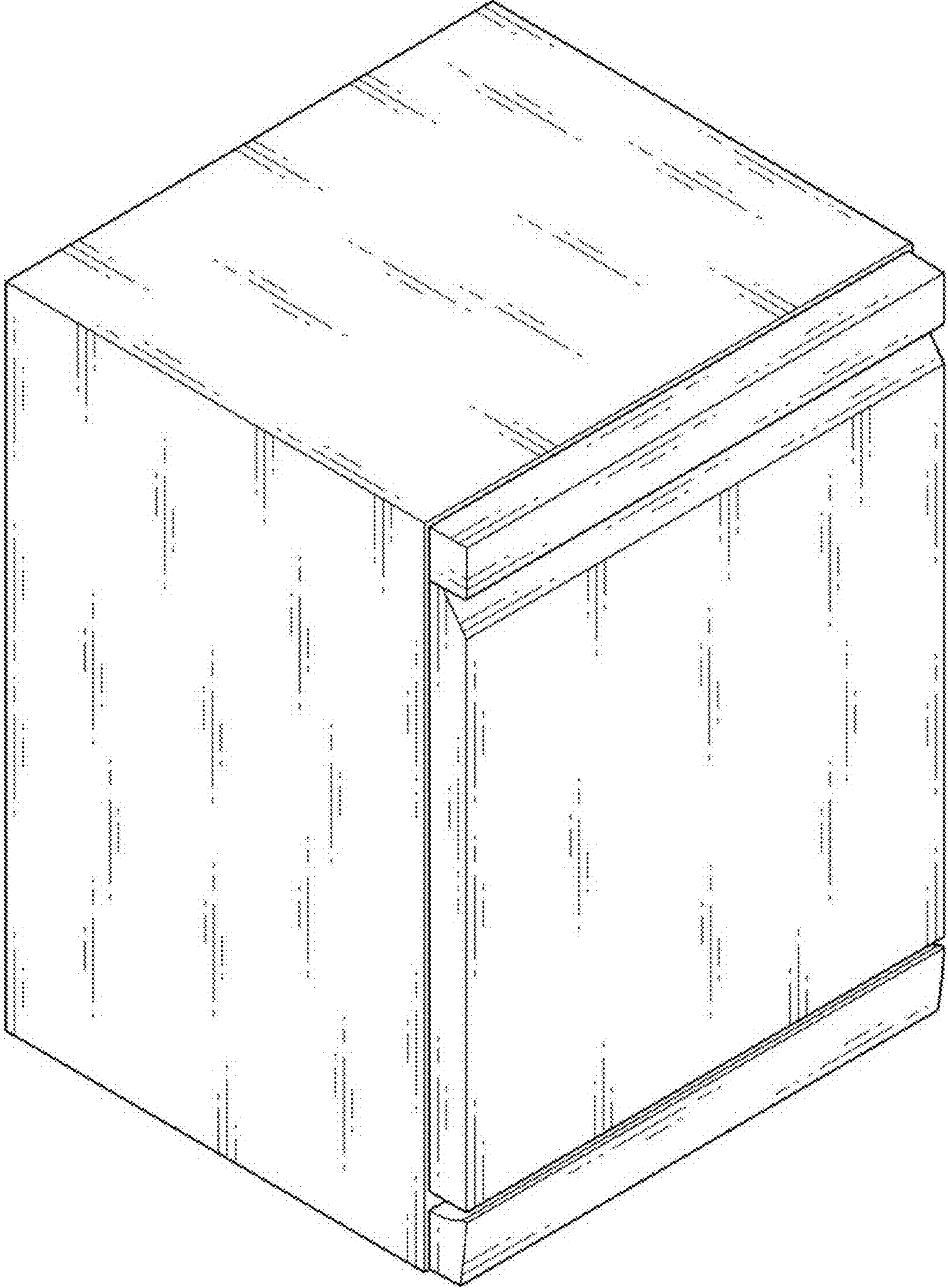
References Cited

U.S. PATENT DOCUMENTS


D799,764 S * 10/2017 Haft D32/3
D801,601 S * 10/2017 Kim D32/3

* cited by examiner

1.1



1.2



1.3



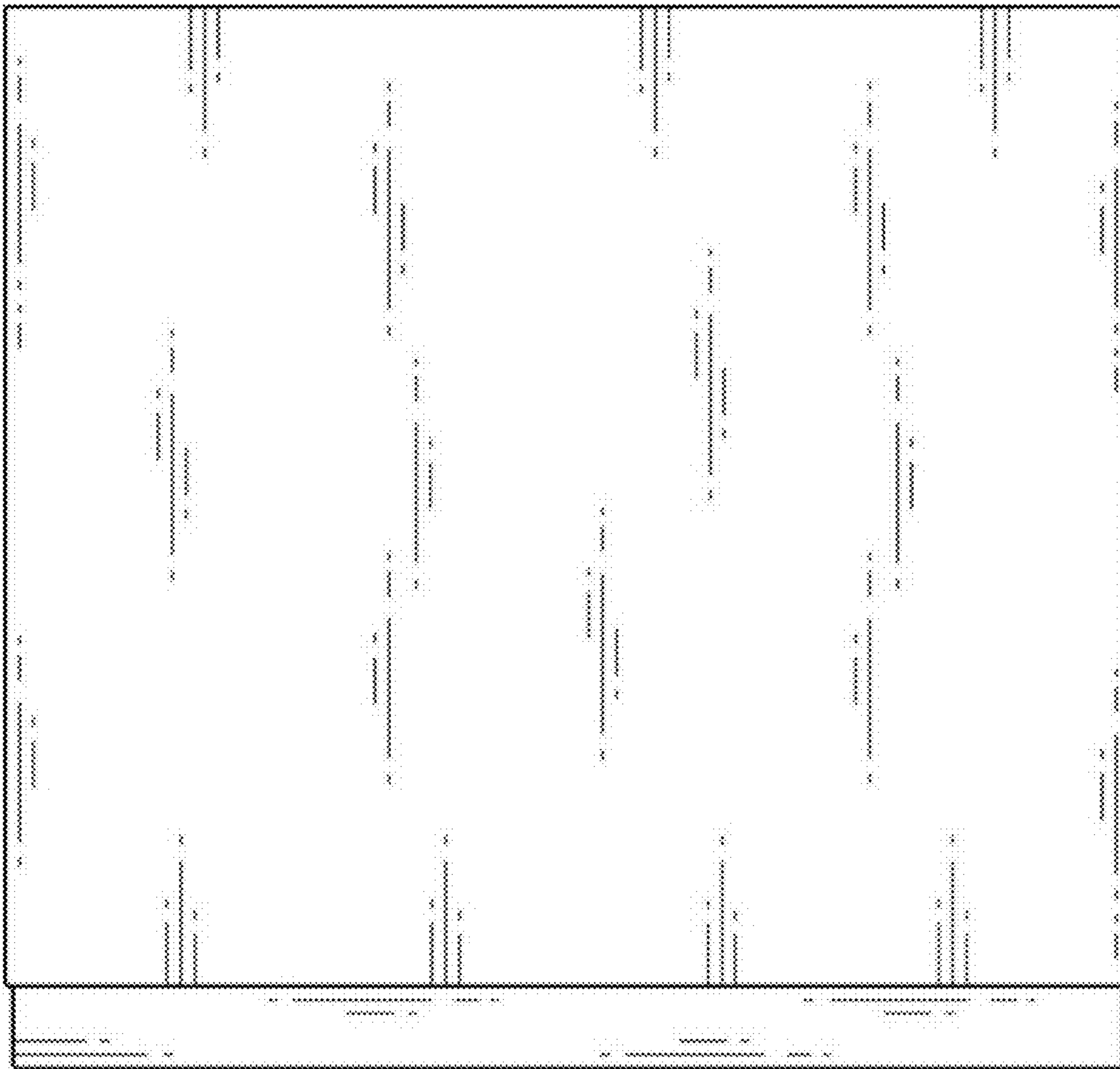
1.4




1.5



1.6



1.7



1.8

