



US00D827218S

(12) **United States Design Patent**
Van Wyk

(10) **Patent No.:** **US D827,218 S**

(45) **Date of Patent:** **** Aug. 28, 2018**

(54) **PET LEASH ATTACHMENT**

(71) Applicant: **Stacey Van Wyk**, Laguna Beach, CA
(US)

(72) Inventor: **Stacey Van Wyk**, Laguna Beach, CA
(US)

(**) Term: **15 Years**

(21) Appl. No.: **29/609,985**

(22) Filed: **Jul. 7, 2017**

(51) **LOC (11) Cl.** **30-04**

(52) **U.S. Cl.**
USPC **D30/153**

(58) **Field of Classification Search**

USPC D30/119, 136, 137, 138, 139, 144, 145,
D30/146, 151, 152, 153, 154, 158, 160,
D30/199, 161, 108, 117; D2/627, 719,
D2/860, 864, 909; D3/215, 217, 231,
D3/327, 11, 17, 201, 203.1, 207;
D29/101.1, 101.3, 101.4, 101.5;
D24/190, 192; D8/349, 354; 119/627,
119/654, 712, 769, 770, 792, 793, 795,
119/802, 822, 828, 831, 821, 850, 856,
119/858, 863, 865, 868, 907, 747, 772,
119/776, 780, 786, 787, 788, 797, 791;
135/118; 49/169

CPC .. A01K 13/007; A01K 13/006; A01K 13/008;
A01K 27/00; A01K 27/002; A01K
27/004; A01K 27/005; A01K 27/006;
A01K 27/008; A01K 25/00; A01K 15/04;
A41B 13/06; A61F 11/12; A61D 9/00;
A61D 1/04; B68B 1/02; E06B 7/32

See application file for complete search history.

(56) **References Cited**

U.S. PATENT DOCUMENTS

D6,208 S * 10/1872 Thomson D9/573
D159,980 S * 9/1950 Gust D9/432

D306,690 S * 3/1990 Bison D8/373
D309,416 S * 7/1990 Britz D8/104
D388,711 S * 1/1998 Wacker D9/544
6,006,699 A * 12/1999 Keever A01K 27/005
119/795
D423,406 S * 4/2000 Grosfillex D11/155
6,085,694 A * 7/2000 Simon A01K 27/002
119/792
D531,043 S * 10/2006 Houtart D9/560
D542,131 S * 5/2007 Egawa D9/432
D603,717 S * 11/2009 Rica D9/560
D624,746 S * 10/2010 Leung D3/11

(Continued)

FOREIGN PATENT DOCUMENTS

GB 5004694 * 8/2016
GB 6004311 * 12/2016

Primary Examiner — Barbara G Fox
Assistant Examiner — Mary C Ramirez

(57) **CLAIM**

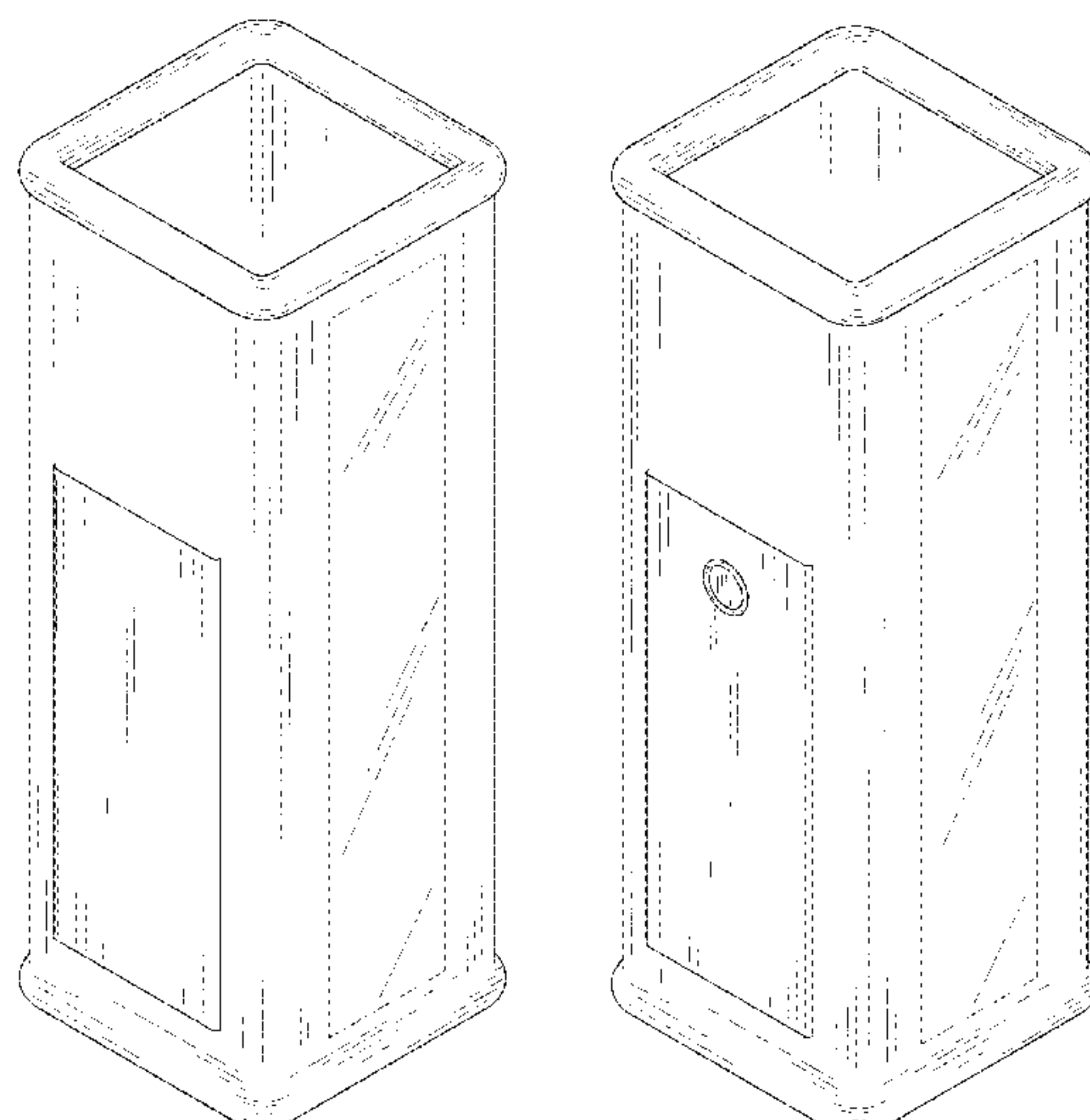
The ornamental design for a pet leash attachment, as shown and described.

DESCRIPTION

FIG. 1 is a top left perspective view of a pet leash showing my new design;
FIG. 2 is a top right perspective view thereof;
FIG. 3 is a top left perspective view of the pet leash attachment with a strap attached;
FIG. 4 is a top view of the pet leash attachment of FIG. 1;
FIG. 5 is a bottom view thereof;
FIG. 6 is a front view thereof;
FIG. 7 is a back view thereof;
FIG. 8 is a left view thereof; and,
FIG. 9 is a right view thereof.

The broken lines showing the strap in FIG. 3 are included for the purpose of showing environmental structure and form no part of the claimed design.

1 Claim, 9 Drawing Sheets



(56)

References Cited

U.S. PATENT DOCUMENTS

D734,131 S *	7/2015	White	D8/354
D777,037 S *	1/2017	Serafin	D9/435
D788,580 S *	6/2017	Hainaut	D9/432
2008/0006756 A1 *	1/2008	Mitchell	E02D 27/02 248/545

* cited by examiner

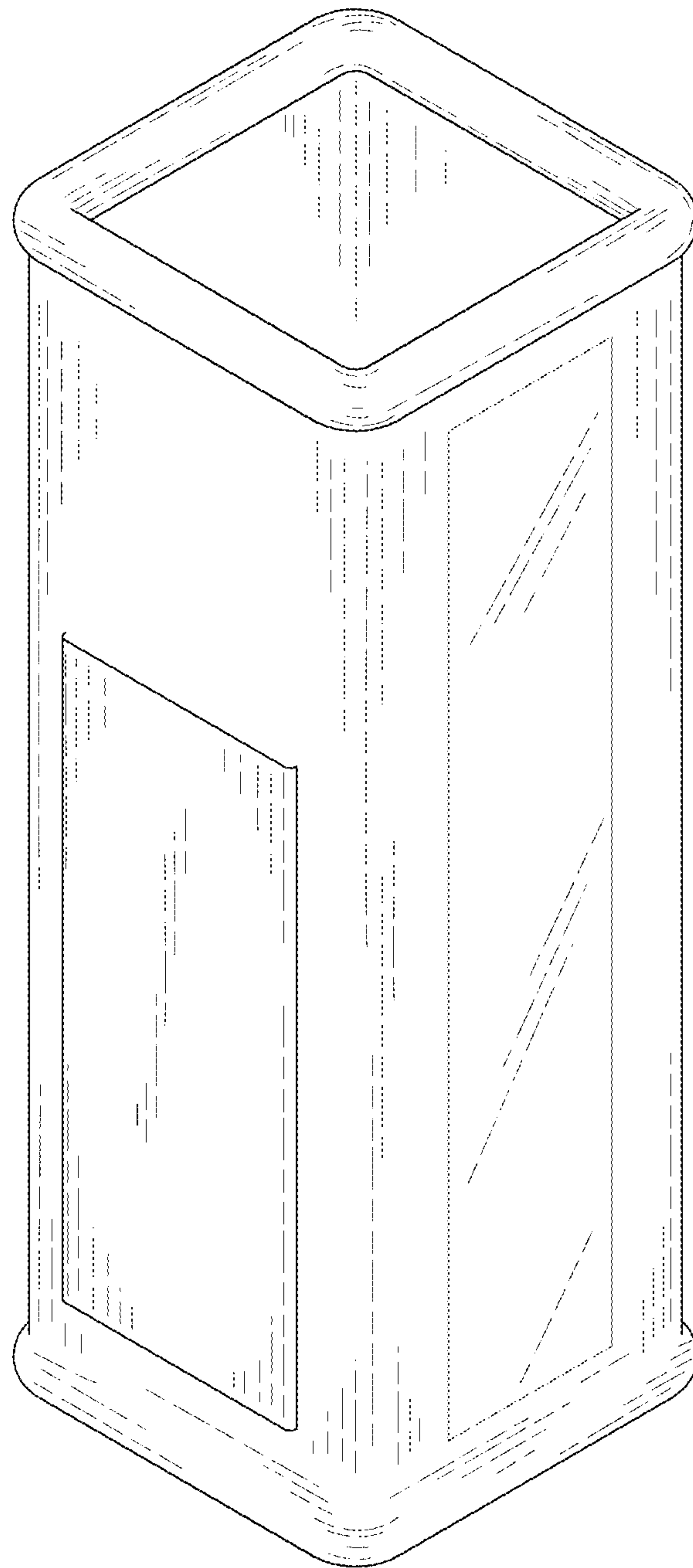


FIG. 1

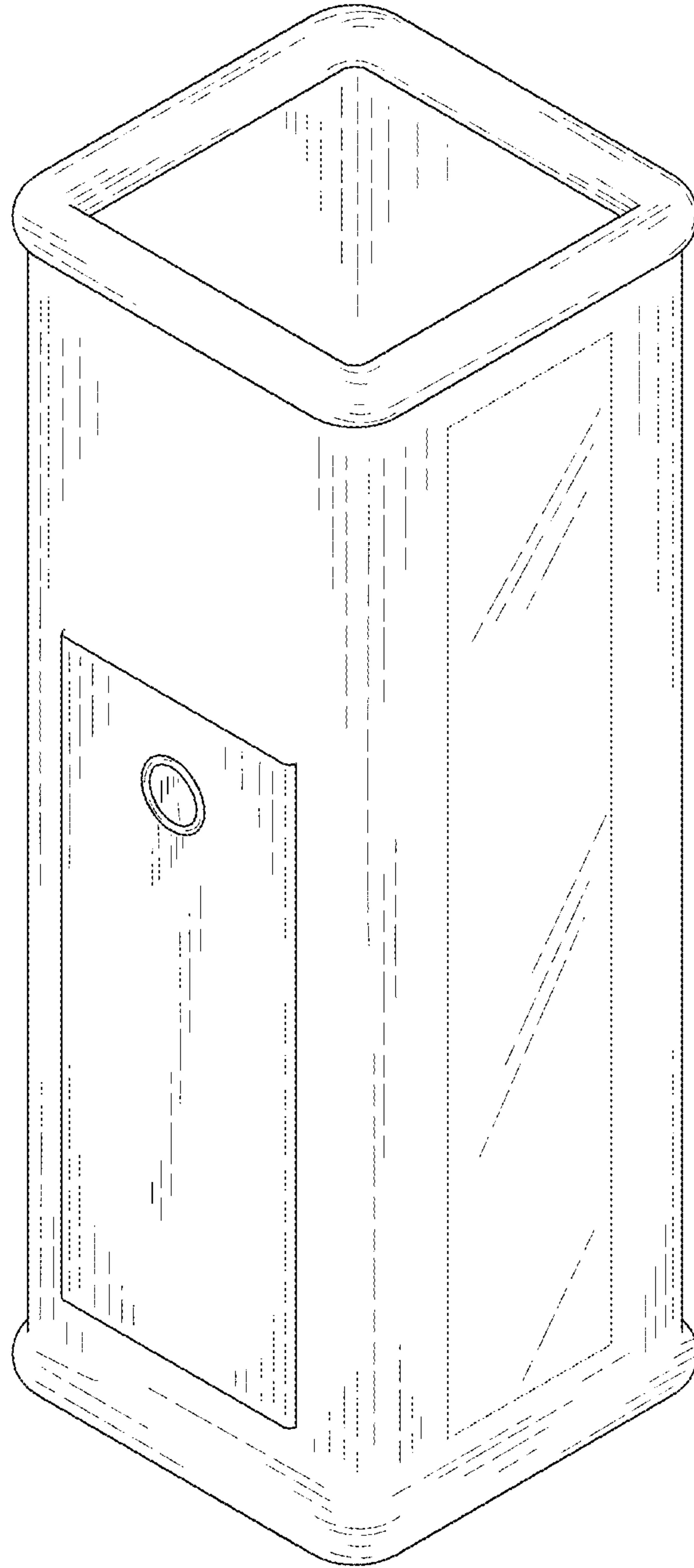


FIG. 2

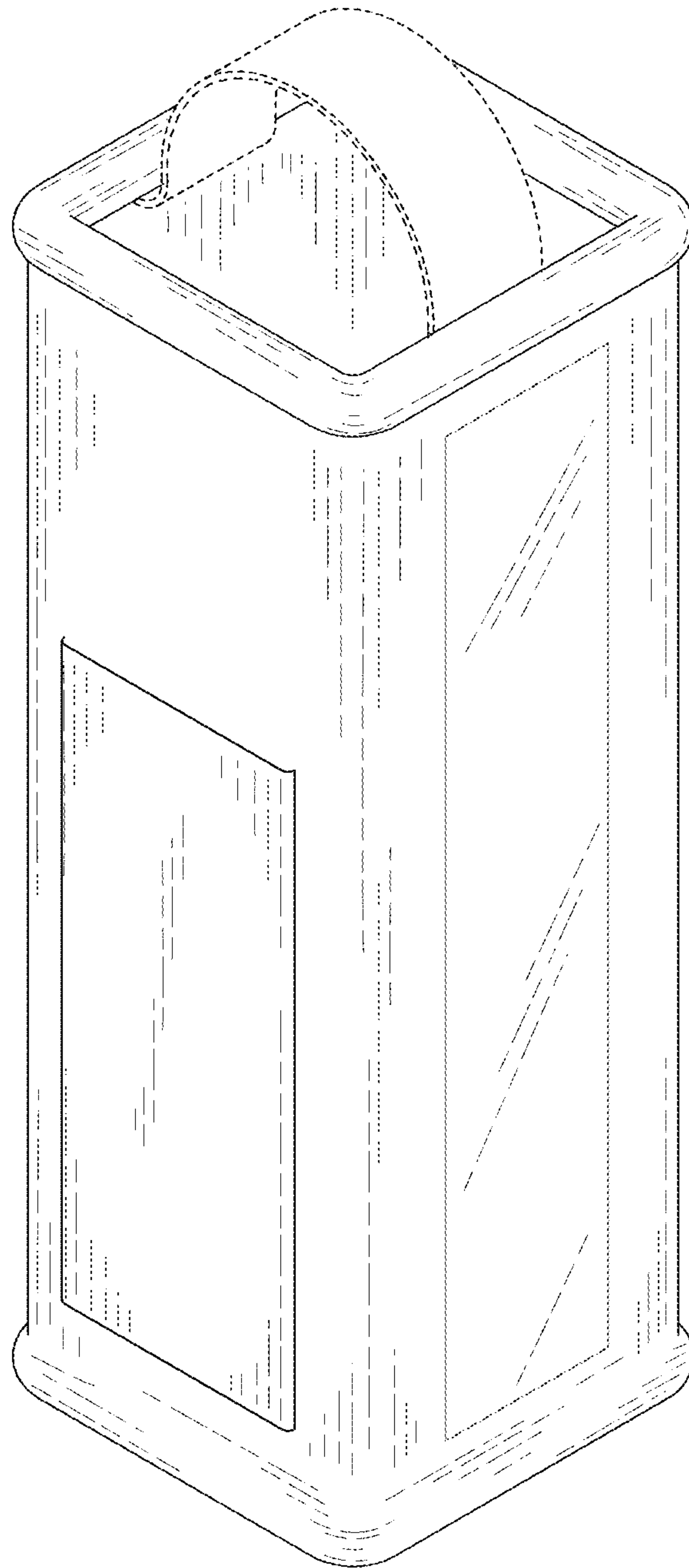


FIG. 3

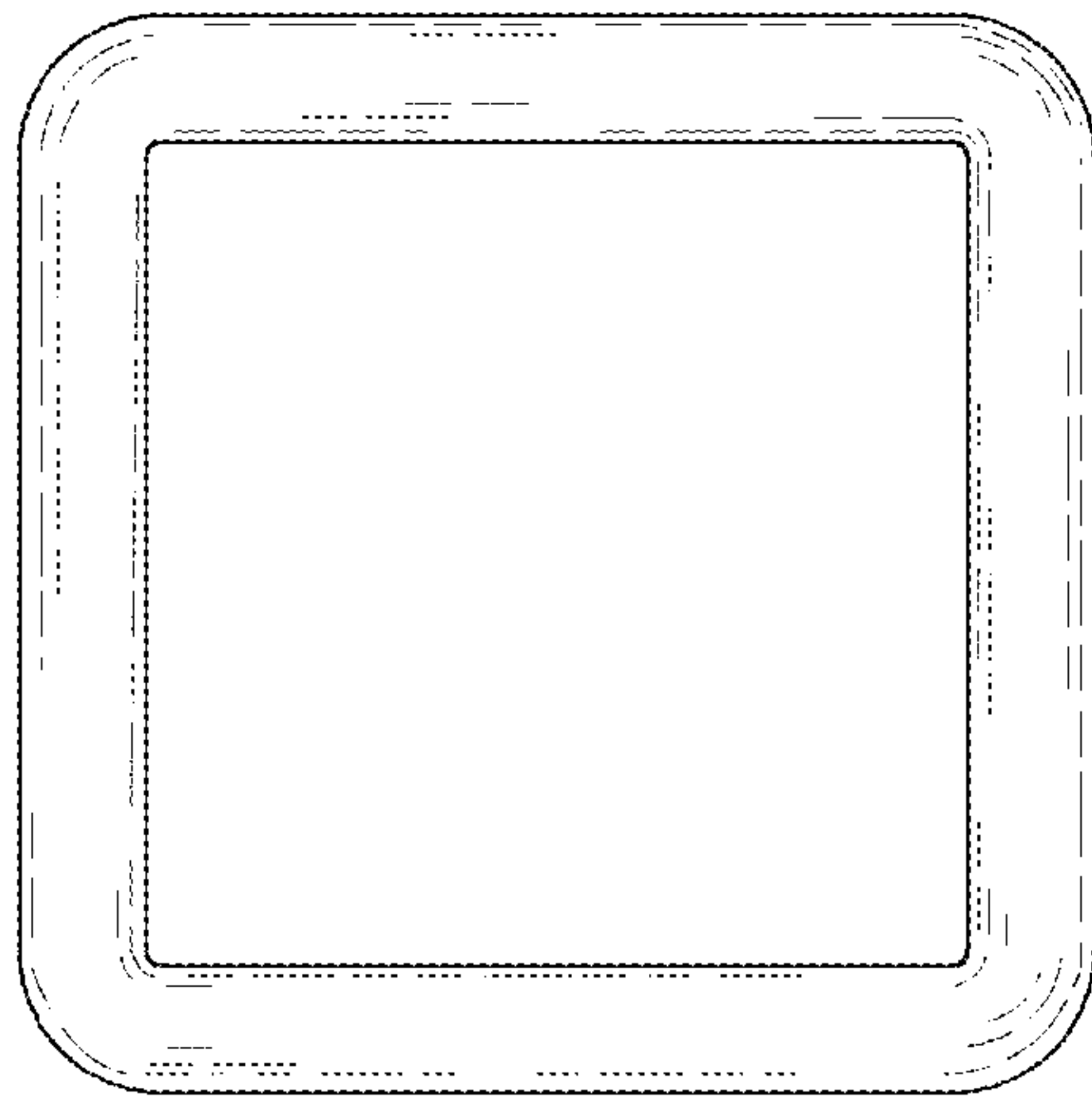


FIG. 4

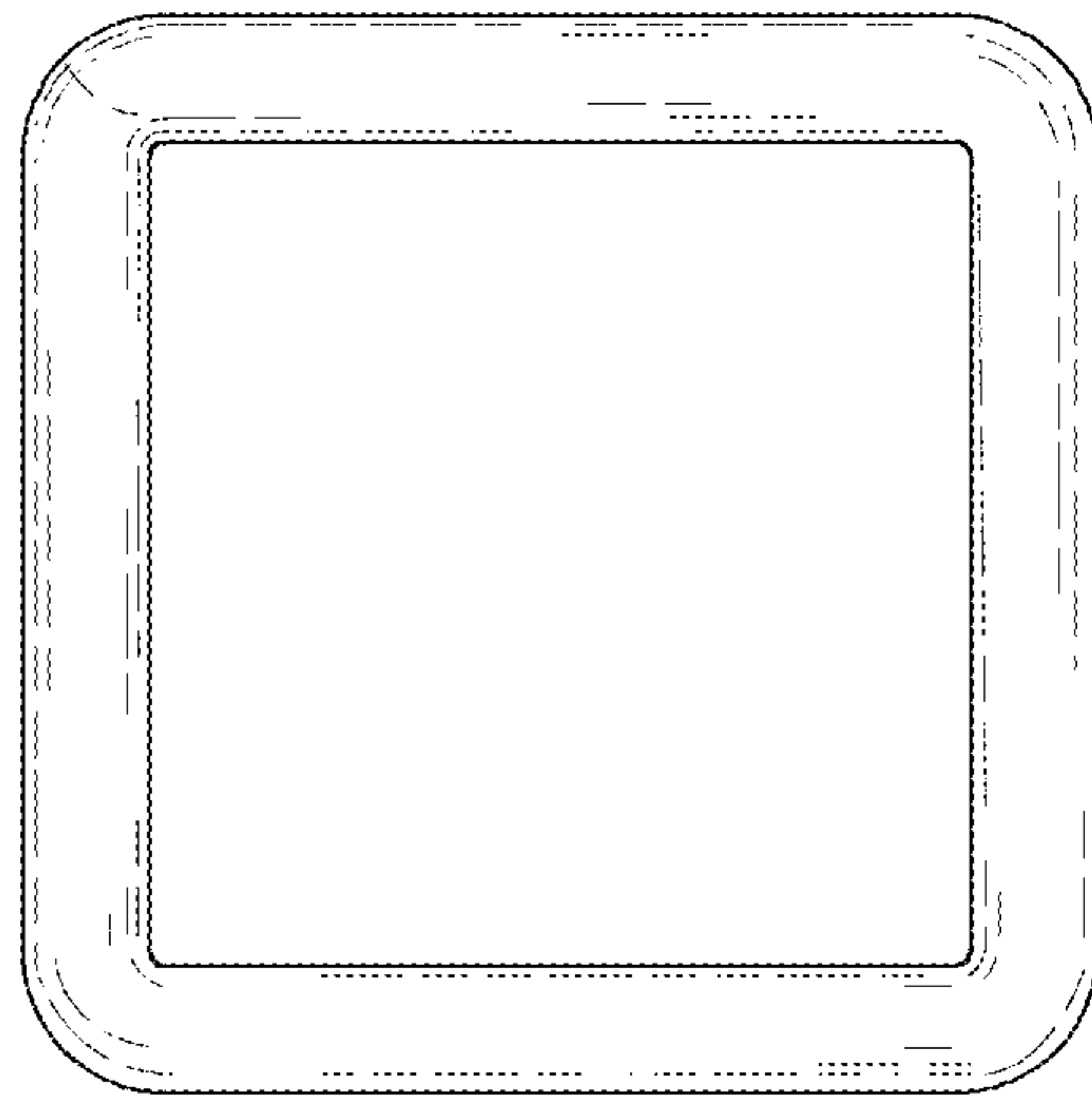


FIG. 5

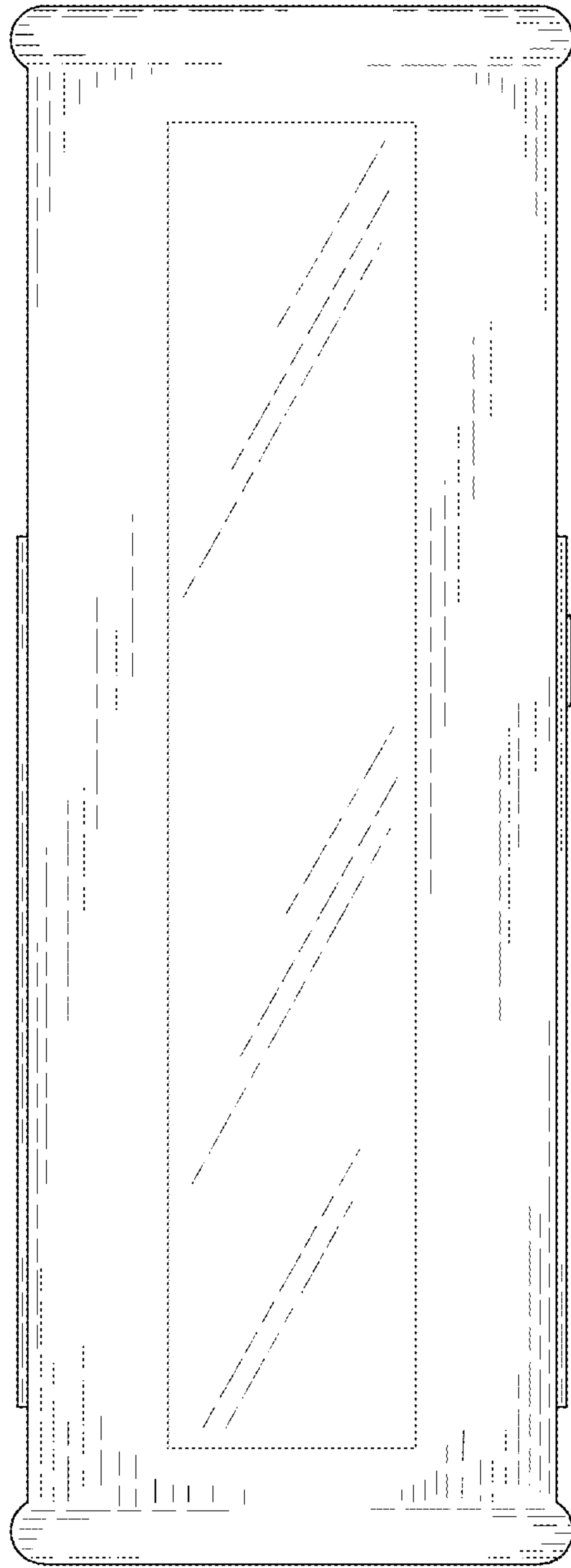


FIG. 6

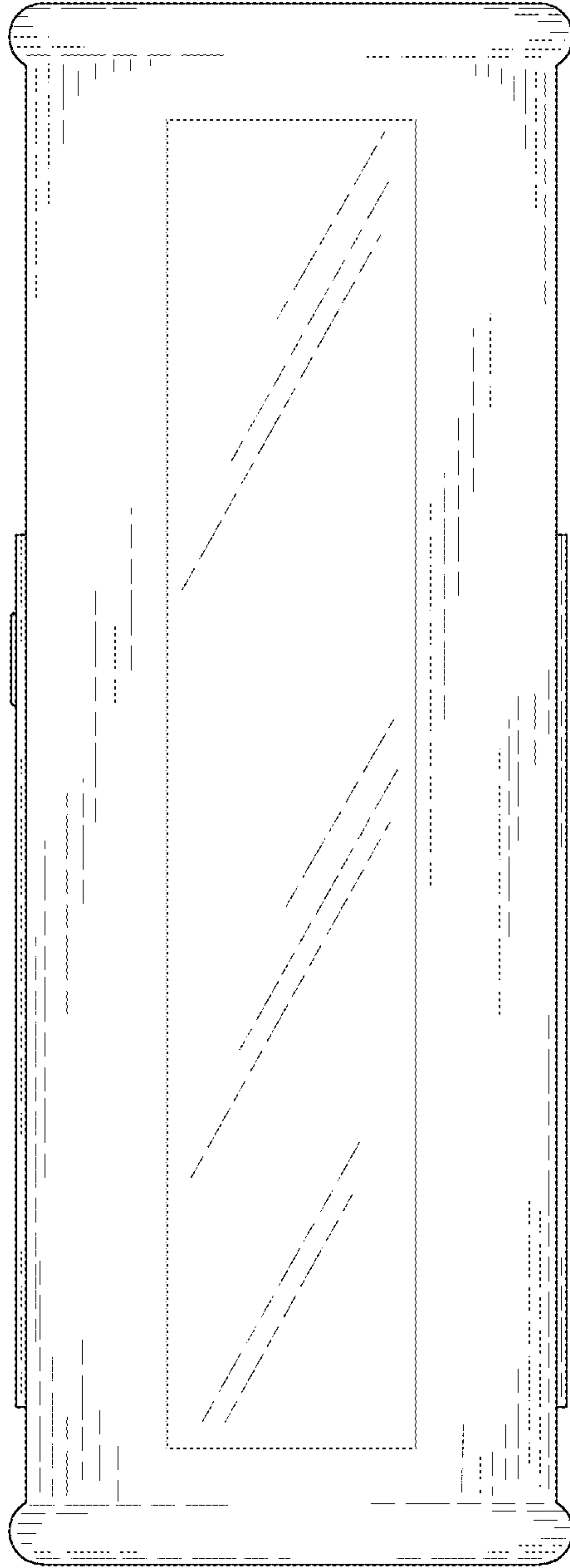


FIG. 7

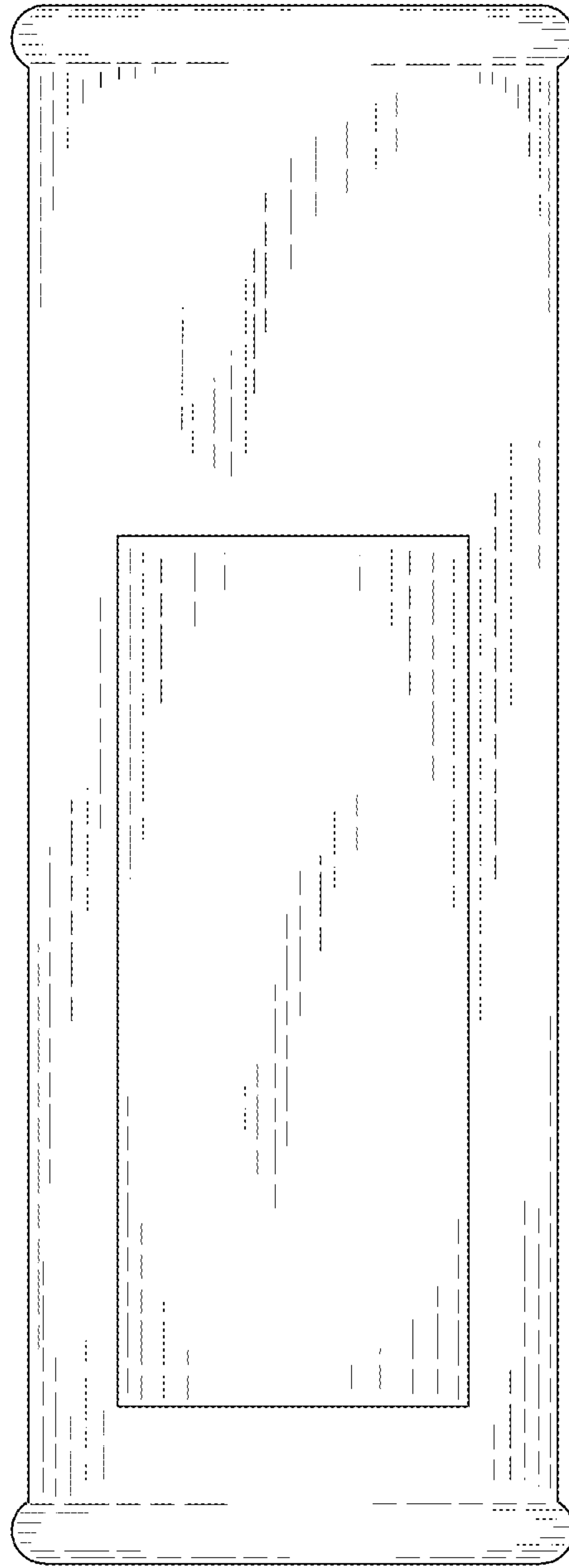


FIG. 8

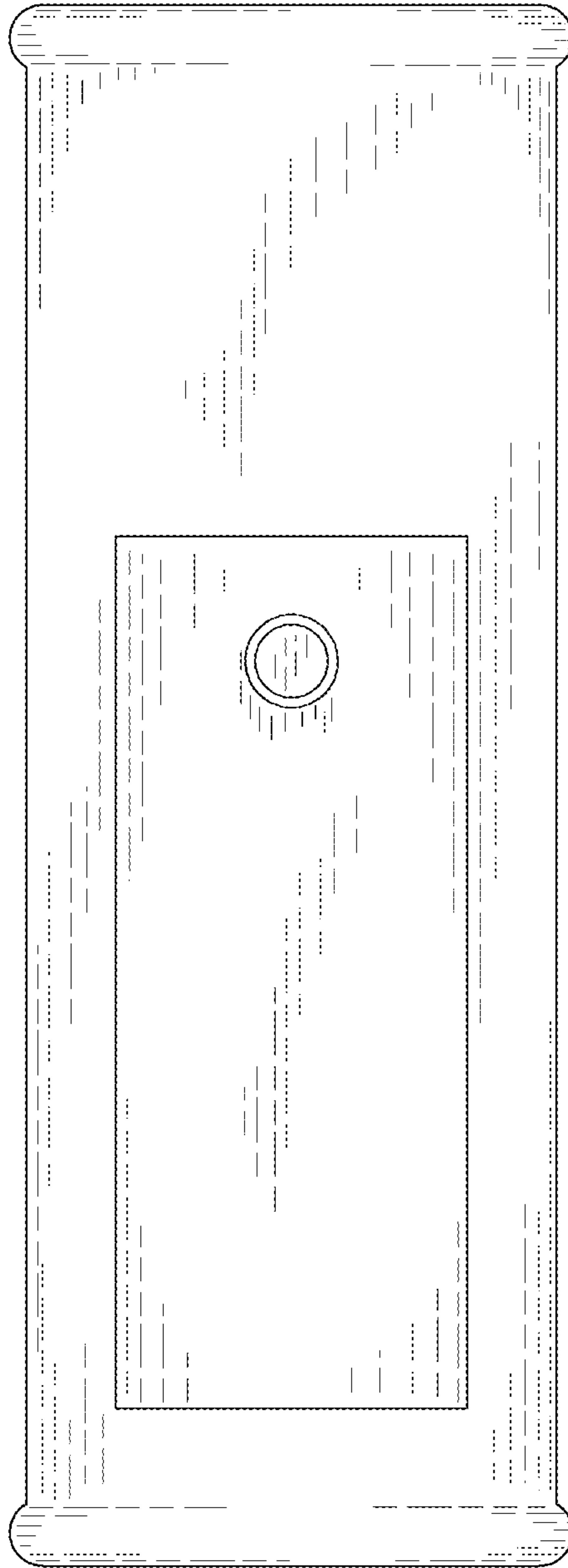


FIG. 9