



US00D827199S

(12) **United States Design Patent** (10) **Patent No.:** **US D827,199 S**  
**Tsai** (45) **Date of Patent:** **\*\* Aug. 28, 2018**

(54) **COILED HAIR ORNAMENT**  
(71) Applicant: **Kai-Mou Tsai**, Taipei (TW)  
(72) Inventor: **Kai-Mou Tsai**, Taipei (TW)  
(\*\*) Term: **15 Years**  
(21) Appl. No.: **29/591,469**  
(22) Filed: **Jan. 20, 2017**  
(51) **LOC (11) Cl.** ..... **28-03**  
(52) **U.S. Cl.**  
USPC ..... **D28/41**  
(58) **Field of Classification Search**  
USPC .... D28/39-43, 21-34, 10; D11/3-6, 22, 24;  
132/101, 126, 128-131, 144, 148,  
132/275-284  
CPC ..... A45D 8/00; A45D 8/36; A45D 2008/002;  
A45D 2008/004; A45D 2008/006; A45D  
2008/008  
See application file for complete search history.

(56) **References Cited**  
U.S. PATENT DOCUMENTS  
4,760,715 A \* 8/1988 Ramos, Jr. .... A44B 15/005  
63/3  
D300,675 S \* 4/1989 Sacher ..... D11/3  
D389,954 S \* 1/1998 McClean ..... D28/41  
D428,530 S \* 7/2000 Dorsey ..... D28/41  
D665,852 S \* 8/2012 Krasniansky ..... D28/41

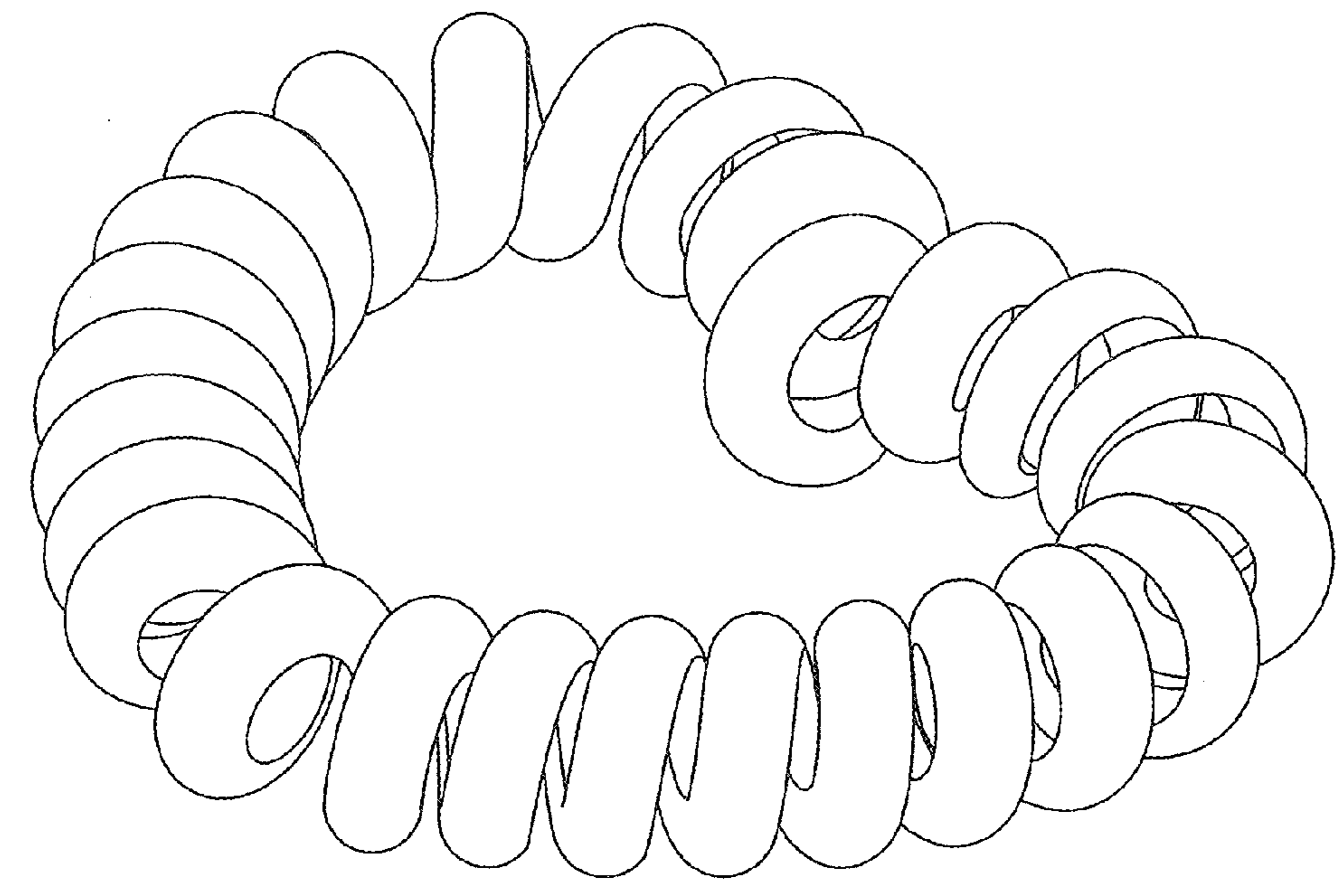
D667,890 S \* 9/2012 Krasniansky ..... D28/41  
D667,996 S \* 9/2012 Krasniansky ..... D28/41  
D669,218 S \* 10/2012 Tsai ..... D28/41  
D682,470 S \* 5/2013 Krasniansky ..... D28/41  
D683,072 S \* 5/2013 Clark ..... D28/39  
D698,996 S \* 2/2014 Krasniansky ..... D28/41  
D709,648 S \* 7/2014 Hsu ..... A45D 8/00  
D28/41  
D719,044 S \* 12/2014 Kasidi ..... D11/5  
D721,607 S \* 1/2015 Lindstrom ..... D11/3  
D735,939 S \* 8/2015 Petruccelli ..... D28/10  
D765,313 S \* 8/2016 Bernal ..... D28/41

\* cited by examiner  
*Primary Examiner* — Susan B Hattan  
*Assistant Examiner* — Rebecca Tsehaye  
(74) *Attorney, Agent, or Firm* — Rosenberg, Klein & Lee

(57) **CLAIM**  
The ornamental design for a coiled hair ornament, as shown and described.

**DESCRIPTION**  
FIG. 1 is a perspective view of a coiled hair ornament showing my new design thereof;  
FIG. 2 is a front elevational view thereof;  
FIG. 3 is a rear elevational view thereof;  
FIG. 4 is a left side elevational view thereof;  
FIG. 5 is a right side elevational view thereof;  
FIG. 6 is a top plan view thereof; and,  
FIG. 7 is a bottom plan view thereof.

**1 Claim, 4 Drawing Sheets**



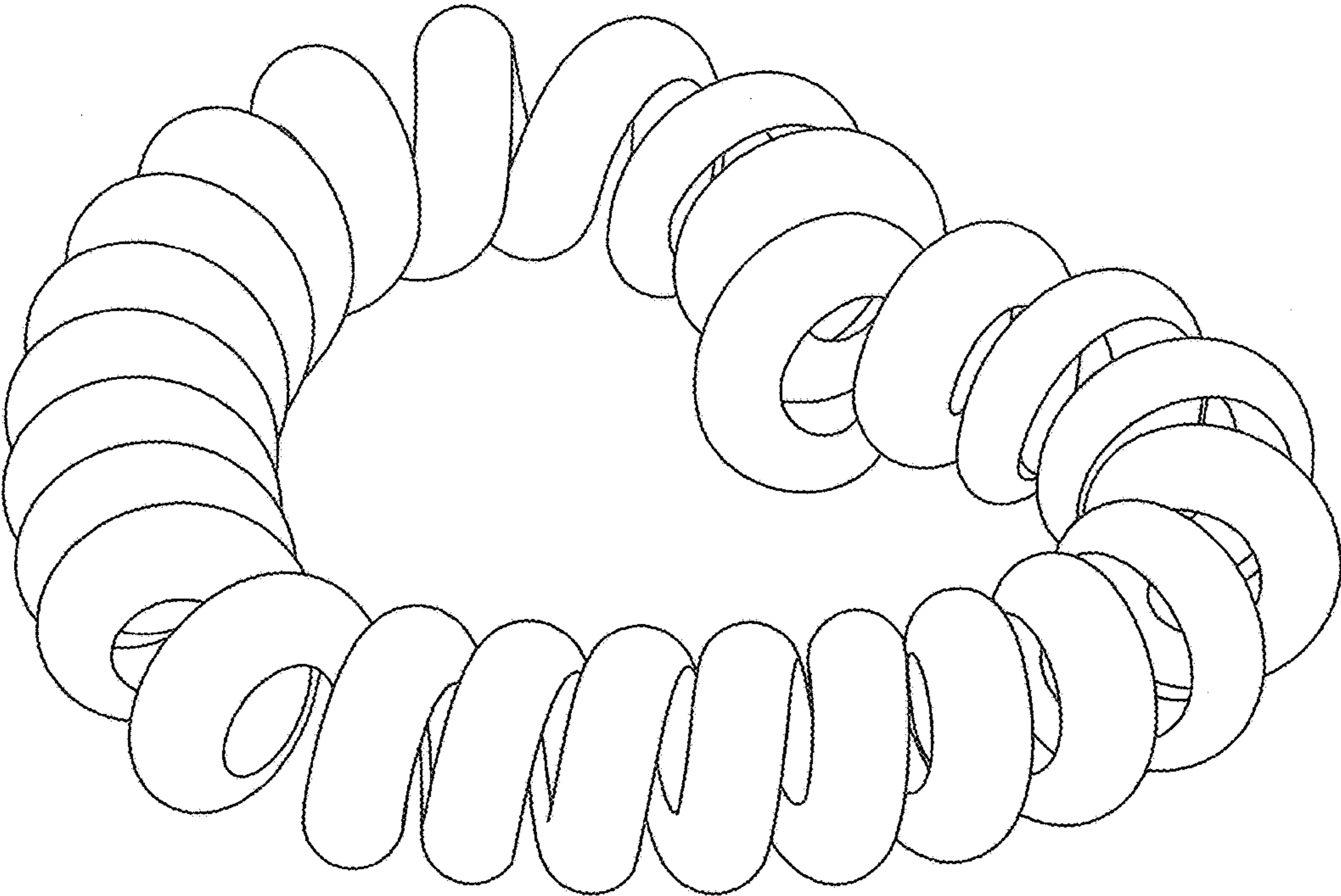


FIG.1




FIG. 2

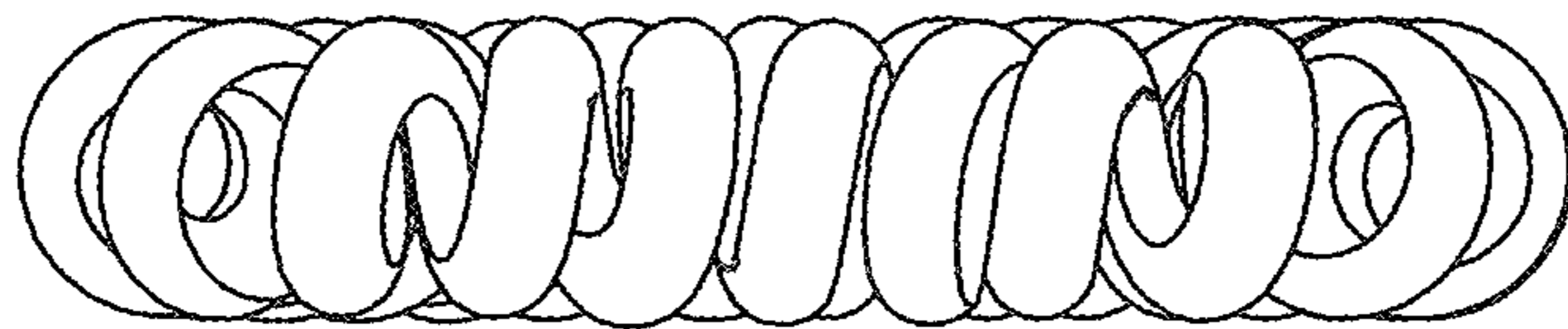


FIG. 3

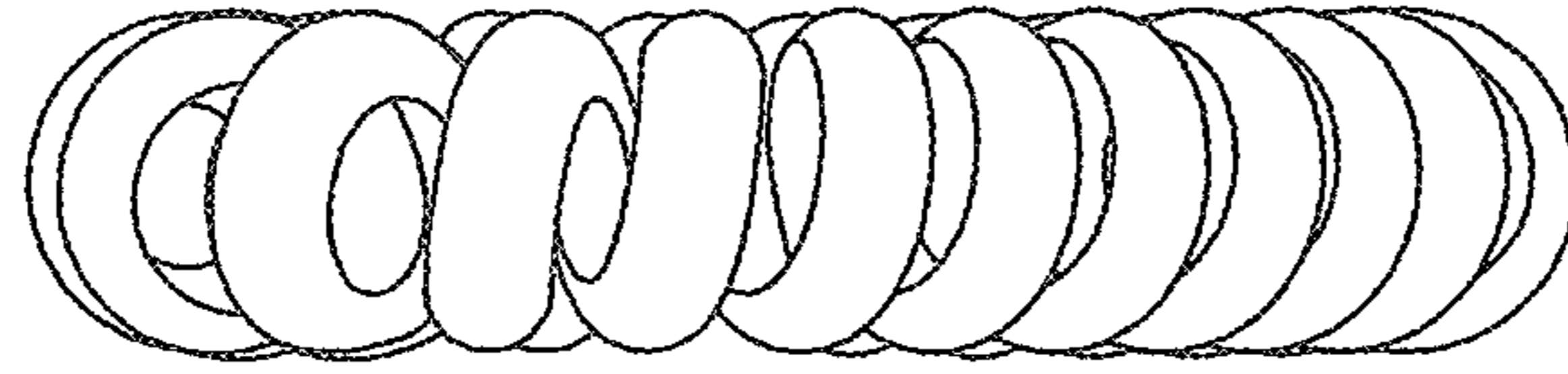


FIG. 4

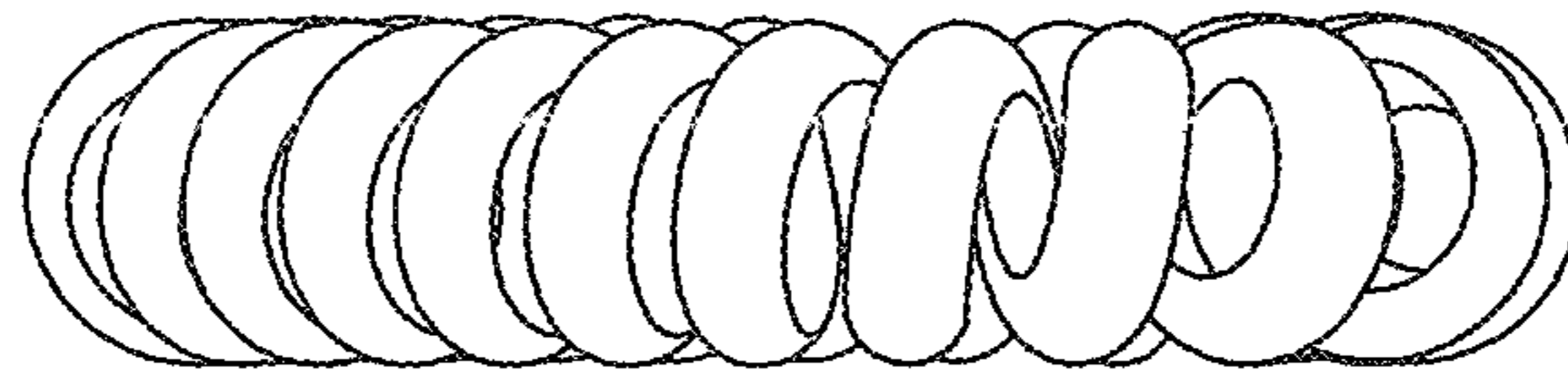


FIG. 5

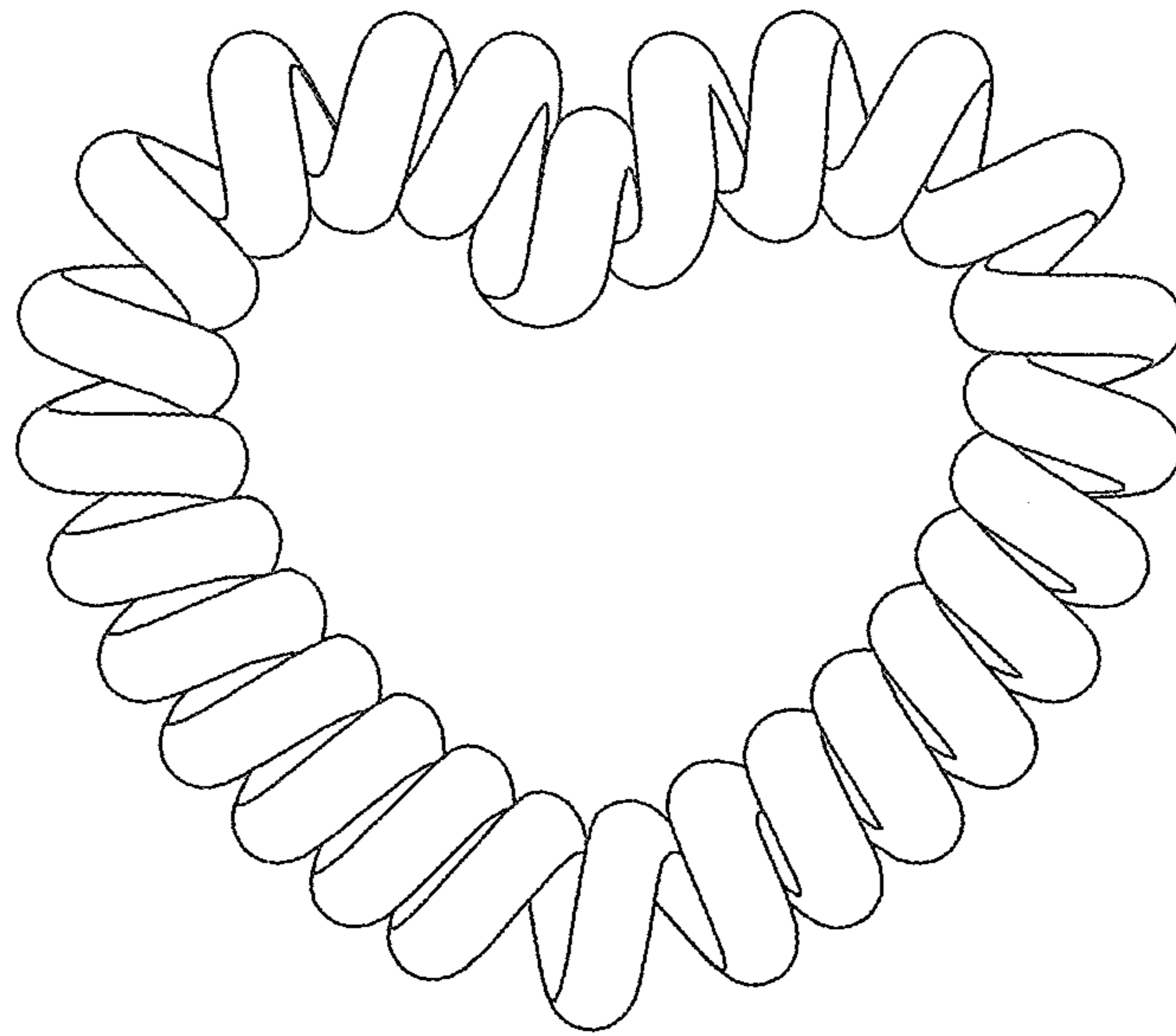


FIG. 6

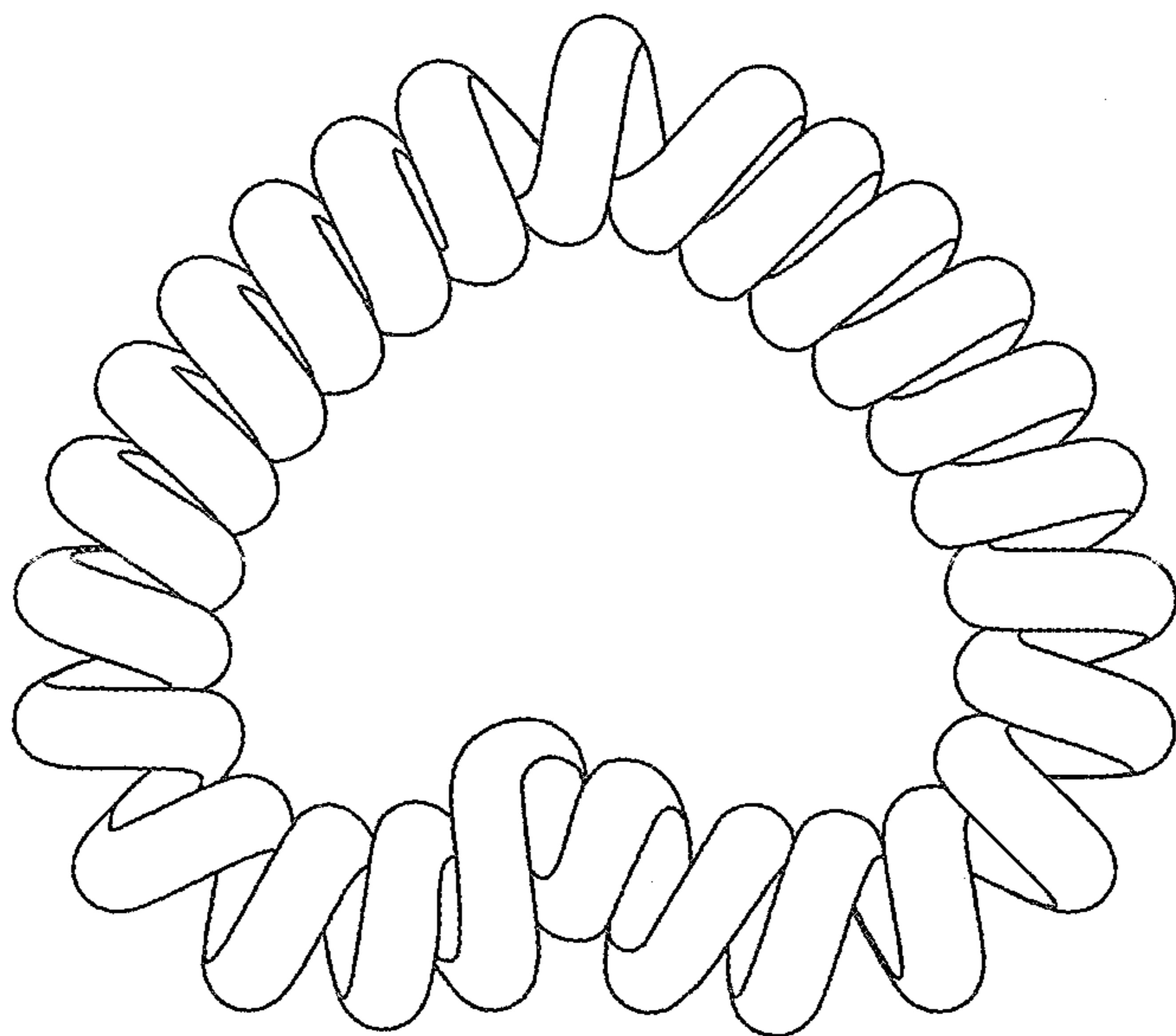


FIG. 7