



US00D827193S

(12) **United States Design Patent**
Sonneman

(10) **Patent No.:** **US D827,193 S**

(45) **Date of Patent:** **** Aug. 28, 2018**

(54) **LIGHT FIXTURE**

(71) Applicant: **Robert A. Sonneman**, Mamaroneck,
NY (US)

(72) Inventor: **Robert A. Sonneman**, Mamaroneck,
NY (US)

(73) Assignee: **CONTEMPORARY VISIONS, LLC**,
Larchmont, NY (US)

(**) Term: **15 Years**

(21) Appl. No.: **29/630,516**

(22) Filed: **Dec. 21, 2017**

(51) **LOC (11) Cl.** **26-99**

(52) **U.S. Cl.**
USPC **D26/118**

(58) **Field of Classification Search**
USPC D26/76, 80-82, 84-85, 88, 90, 93, 110,
D26/113, 118, 120, 124, 128, 131
CPC F21S 2/00; F21S 4/00; F21S 4/003; F21S
4/005; F21S 4/006; F21S 4/007; F21S
4/008; F21S 6/00; F21S 8/00; F21S
8/024; F21S 8/026; F21S 8/031; F21S
8/033; F21S 8/035-8/037; F21S 8/04;
F21S 8/043; F21S 8/063

See application file for complete search history.

(56) **References Cited**

U.S. PATENT DOCUMENTS

D140,107 S * 1/1945 Lippincott D26/76
D521,172 S * 5/2006 Chen D26/76

D567,985 S * 4/2008 Komar D26/84
D601,742 S * 10/2009 Sabernig D26/84
D786,481 S * 5/2017 Wiedemer D26/81
D788,331 S * 5/2017 Beghelli D26/24
D812,802 S * 3/2018 Garrett D26/90

* cited by examiner

Primary Examiner — Brian N. Vinson

(74) *Attorney, Agent, or Firm* — Gottlieb, Rackman &
Reisman, P.C.

(57) **CLAIM**

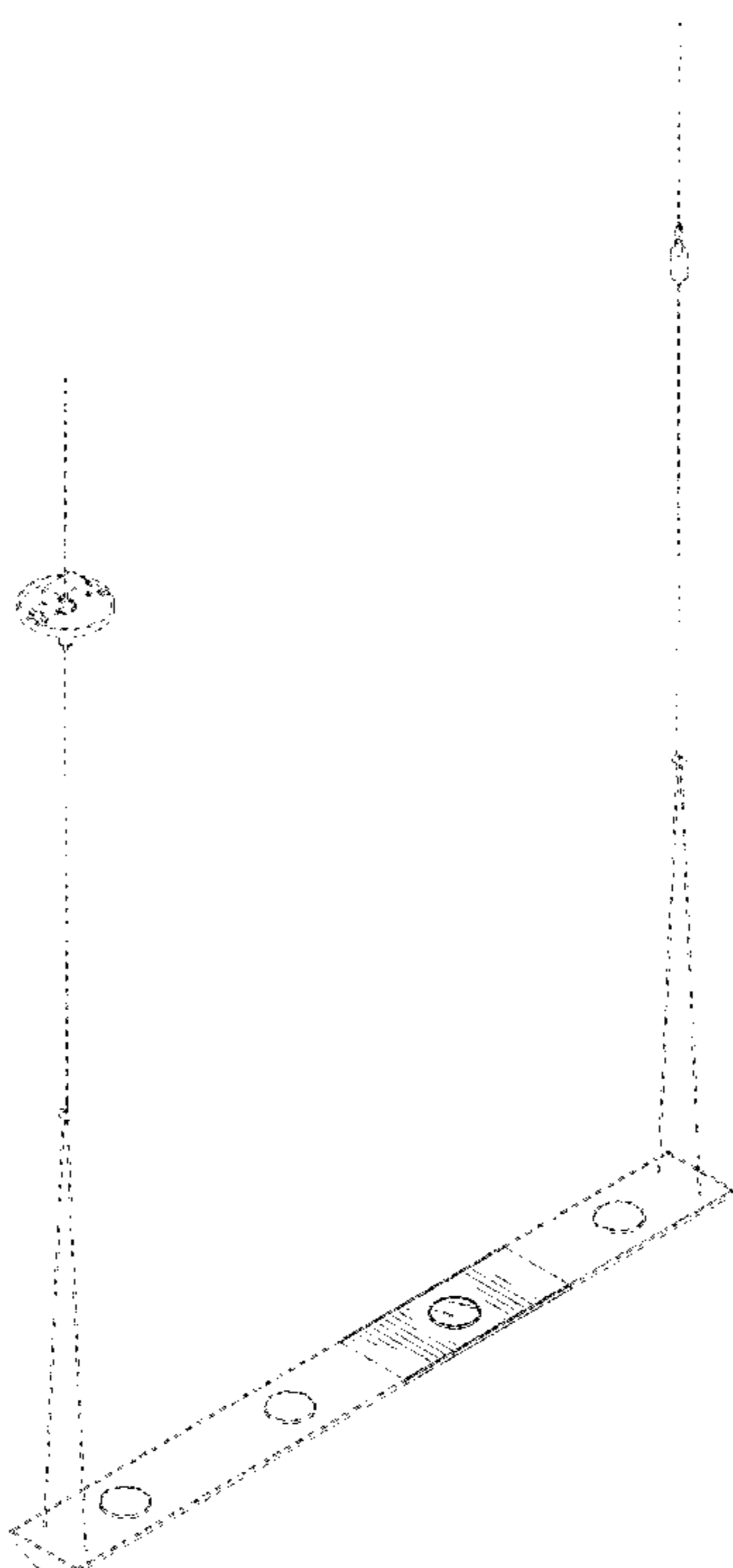
The ornamental design for a light fixture, as shown and
described.

DESCRIPTION

FIG. 1 is a first perspective view of a light fixture showing
my new design;
FIG. 2 is a second perspective view thereof;
FIG. 3 is a front elevational view thereof;
FIG. 4 is a rear elevational view thereof;
FIG. 5 is a right side elevational view thereof;
FIG. 6 is a left side elevational view thereof;
FIG. 7 is a top plan view thereof; and,
FIG. 8 is a bottom plan view thereof.

The broken lines shown in the drawings are included for the
purpose of illustrating portions of the light fixture that form
no part of the claimed design.

1 Claim, 6 Drawing Sheets



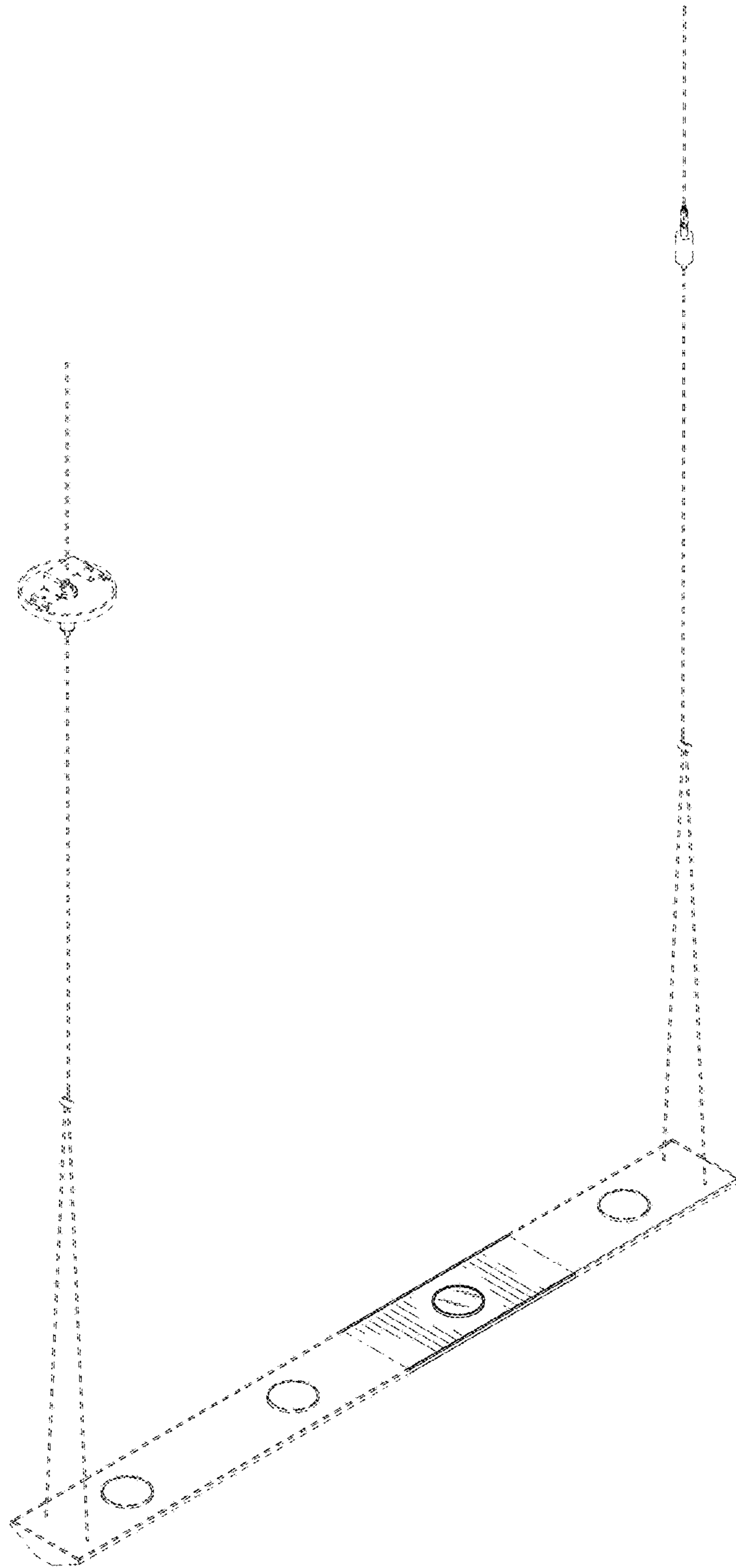


FIG. 1

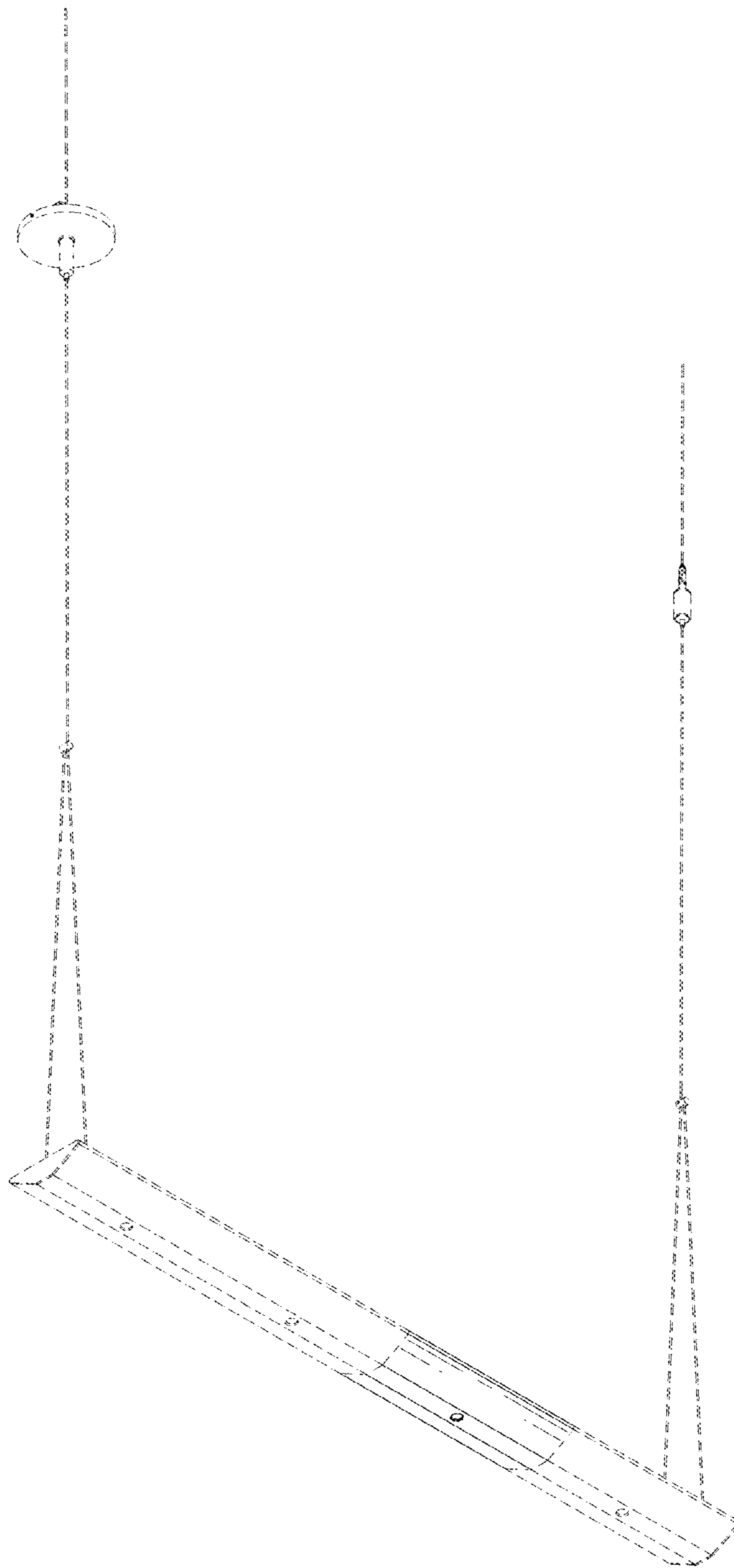


FIG. 2




FIG. 3




FIG. 4



FIG. 5




FIG. 6




FIG. 7

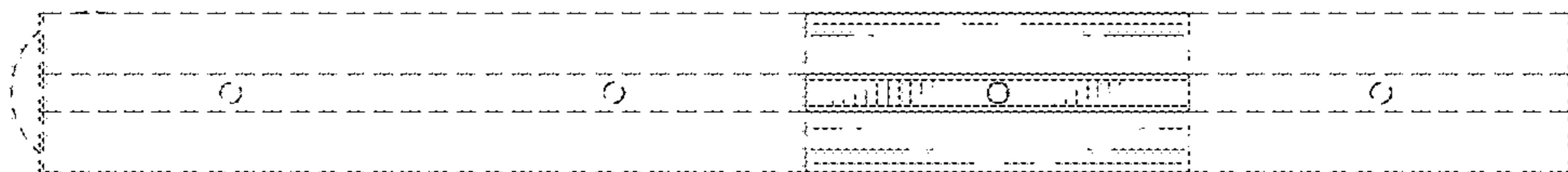


FIG. 8