



US00D827173S

(12) **United States Design Patent**
Van Berkel et al.

(10) **Patent No.:** **US D827,173 S**
(45) **Date of Patent:** **** Aug. 28, 2018**

- (54) **STREET LANTERN**
- (71) Applicant: **ZUMTOBEL LIGHTING GMBH**,
Dornbirn (AT)
- (72) Inventors: **Ben Van Berkel**, Amsterdam (NL);
Stephan Pieper, Dornbirn (AT);
Christian Kohler, Dornbirn (AT);
Sebastian Schade, Dornbirn (AT)
- (73) Assignee: **ZUMTOBEL LIGHTING GMBH**,
Dornbirn (AT)
- (**) Term: **15 Years**
- (21) Appl. No.: **29/572,364**
- (22) Filed: **Jul. 27, 2016**
- (30) **Foreign Application Priority Data**

Jan. 29, 2016 (EM) 002964049

- (51) **LOC (11) Cl.** **26-05**
- (52) **U.S. Cl.**
USPC **D26/63**
- (58) **Field of Classification Search**
USPC D13/134-136; D26/51, 60-71, 76, 78,
D26/80, 85-87, 92, 145; D29/103
CPC F21S 8/036; F21S 8/038; F21S 8/43; F21S
8/81; F21S 8/83; F21S 8/85; F21S 8/86;
F21S 8/88; F21S 9/03; F21S 9/035; F21S
9/037; F21S 10/063; F21S 13/10
See application file for complete search history.

(56) **References Cited**
U.S. PATENT DOCUMENTS

D270,483 S *	9/1983	Gardner	D26/105
D296,717 S *	7/1988	Kane	D26/63
D297,670 S *	9/1988	Douenias	D26/63
D298,634 S *	11/1988	Yuen	D16/135
D301,754 S *	6/1989	DeCandia	D26/63

D302,321 S *	7/1989	Charet	D26/29
D312,886 S *	12/1990	Brown	D26/63
D316,906 S *	5/1991	Freidman	D26/39
D341,901 S *	11/1993	Monaghan	D26/67
D342,337 S *	12/1993	Wen	D26/63
D552,779 S *	10/2007	Starck	D26/63
D552,780 S *	10/2007	Starck	D26/63
D552,781 S *	10/2007	Kosche	D26/63
D695,435 S *	12/2013	Pedersen	D26/63
D700,727 S *	3/2014	Fukasawa	D26/63
D700,728 S *	3/2014	Fukasawa	D26/63
D736,984 S *	8/2015	Dal Ponte	D26/92
D740,991 S *	10/2015	Hill	D26/78
D744,144 S *	11/2015	Bobel	D26/63
D744,149 S *	11/2015	Bobel	D26/92
D744,150 S *	11/2015	Bobel	D26/92
D762,318 S *	7/2016	Gorman	D26/63
D767,806 S *	9/2016	Colacilli	D26/63

(Continued)

Primary Examiner — Kevin K Rudzinski
Assistant Examiner — Richard Kearney
(74) *Attorney, Agent, or Firm* — Scully Scott Murphy and
Presser; Frank Digiglio

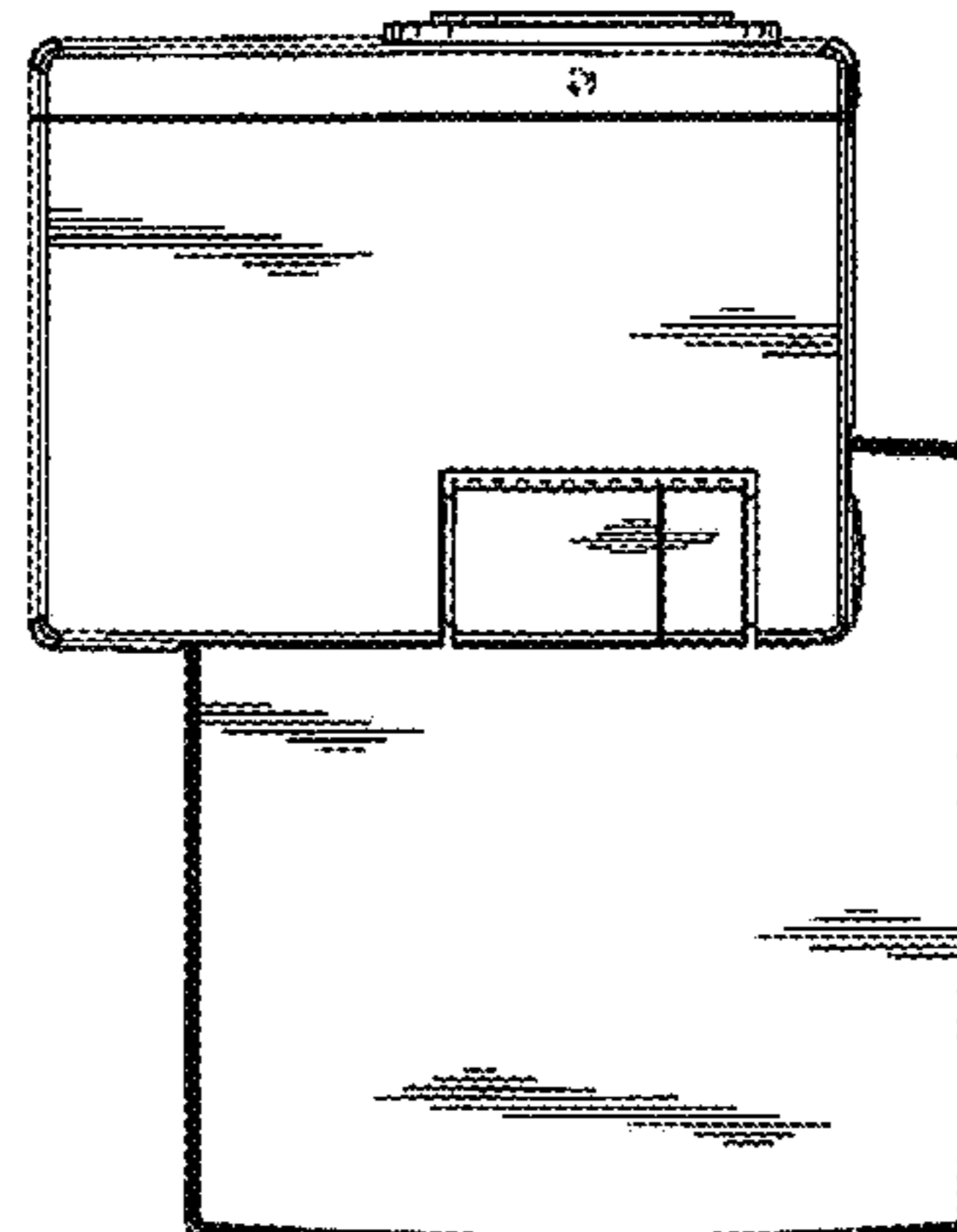
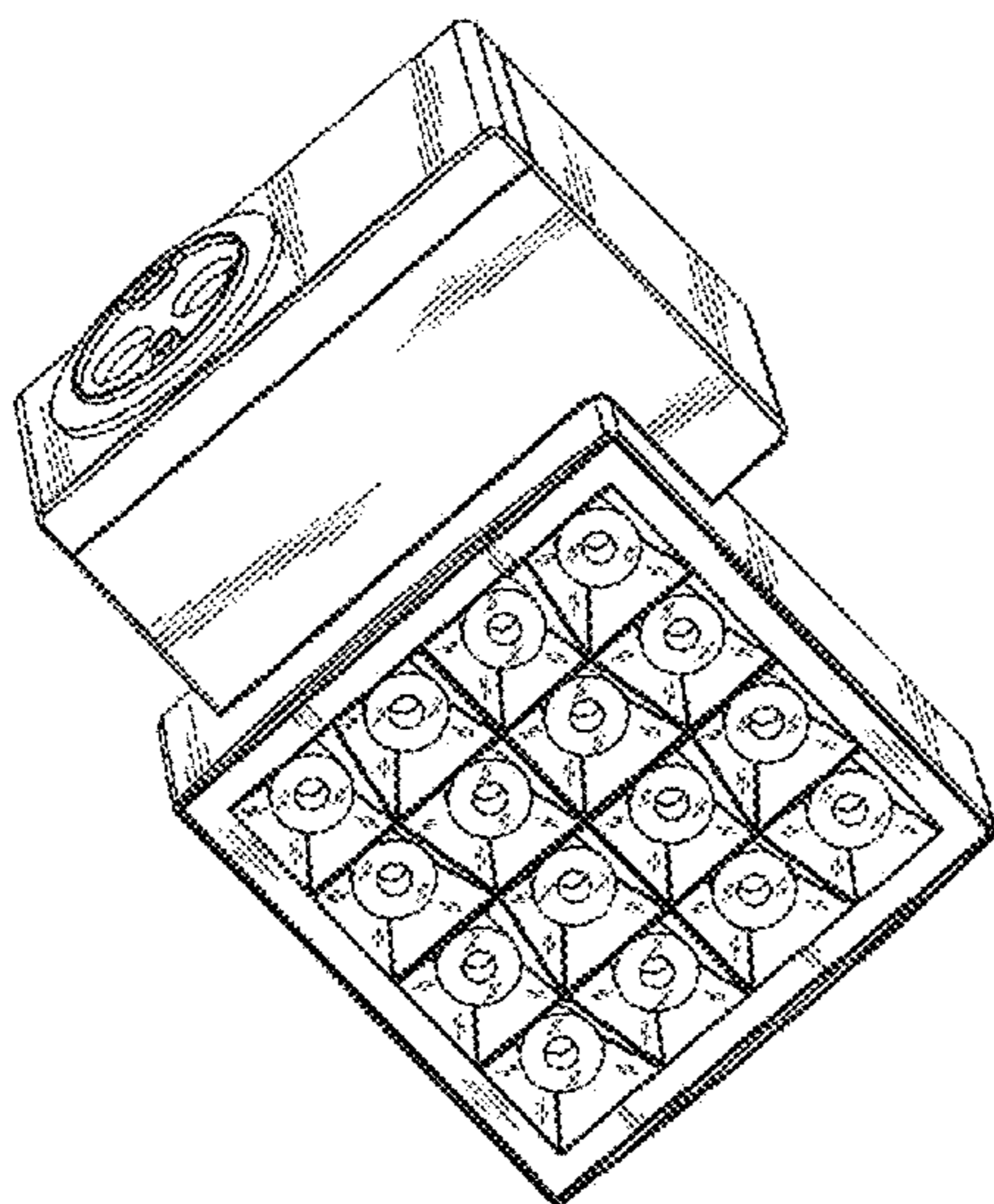
(57) **CLAIM**

The ornamental design for a street lantern, as shown and described.

DESCRIPTION

FIG. 1 is a perspective view of a street lantern showing our new and ornamental design;
FIG. 2 is a bottom view thereof;
FIG. 3 is a top view thereof;
FIG. 4 is a side view thereof;
FIG. 5 is an alternate side view thereof;
FIG. 6 is a back view thereof; and,
FIG. 7 is a front view thereof.
The broken lines are included for the purpose of illustrating portions of the article that form no part of the claimed design.

1 Claim, 5 Drawing Sheets



(56)

References Cited

U.S. PATENT DOCUMENTS

D771,855 S * 11/2016 Dal Ponte D26/71
D779,702 S * 2/2017 Yeh D26/77
D785,231 S * 4/2017 Shundong D26/92

* cited by examiner

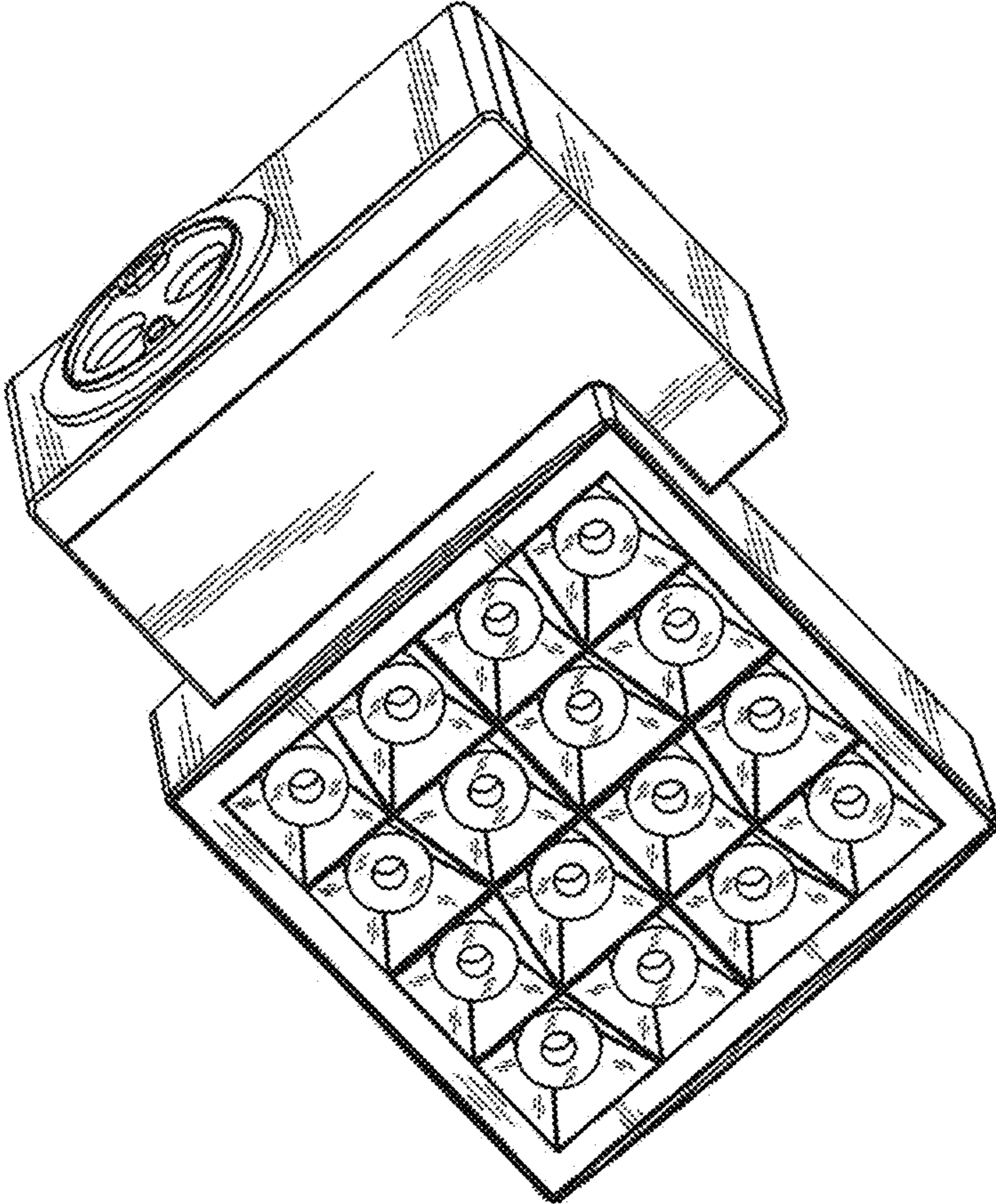


Figure 1

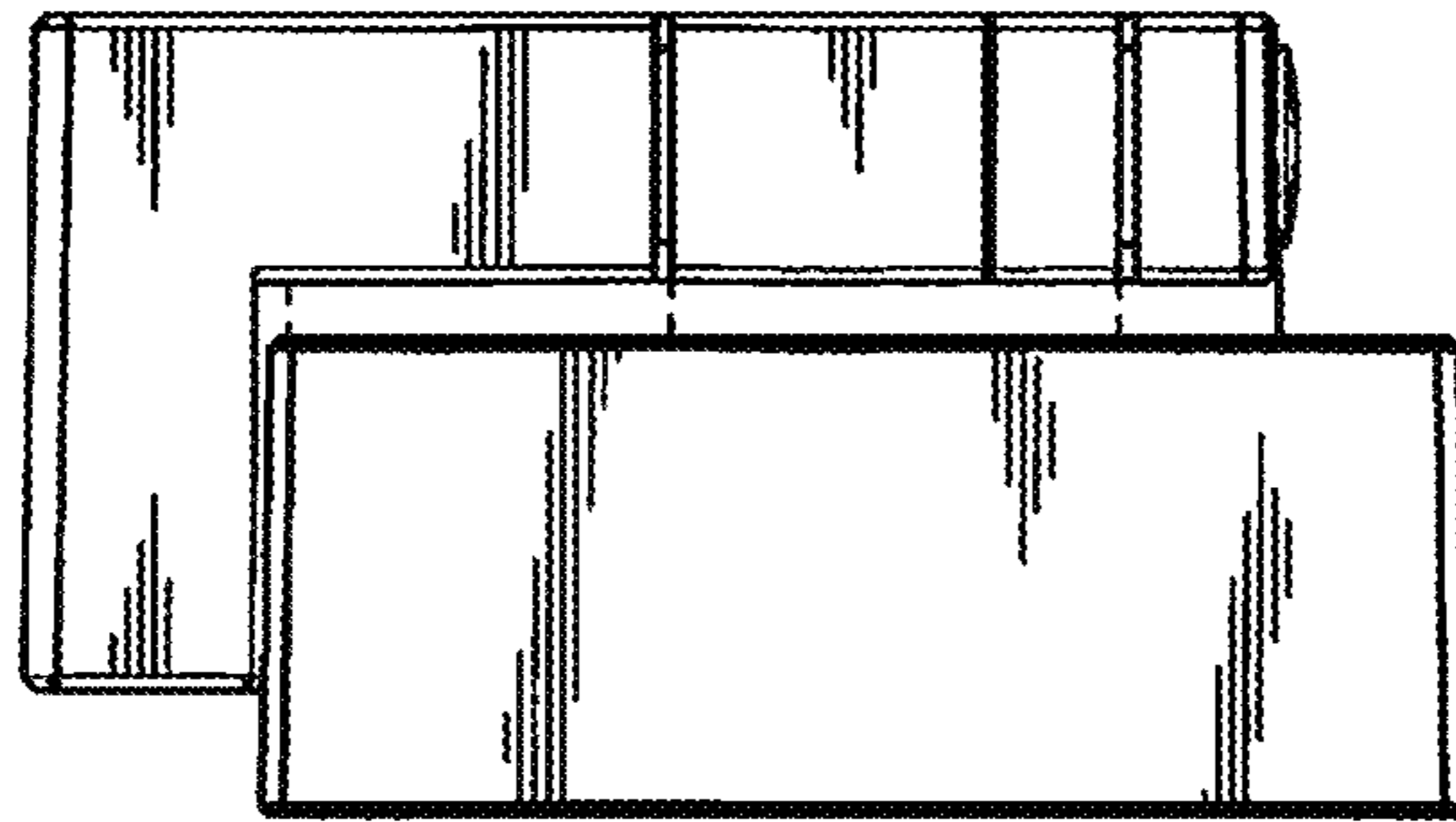


Figure 2

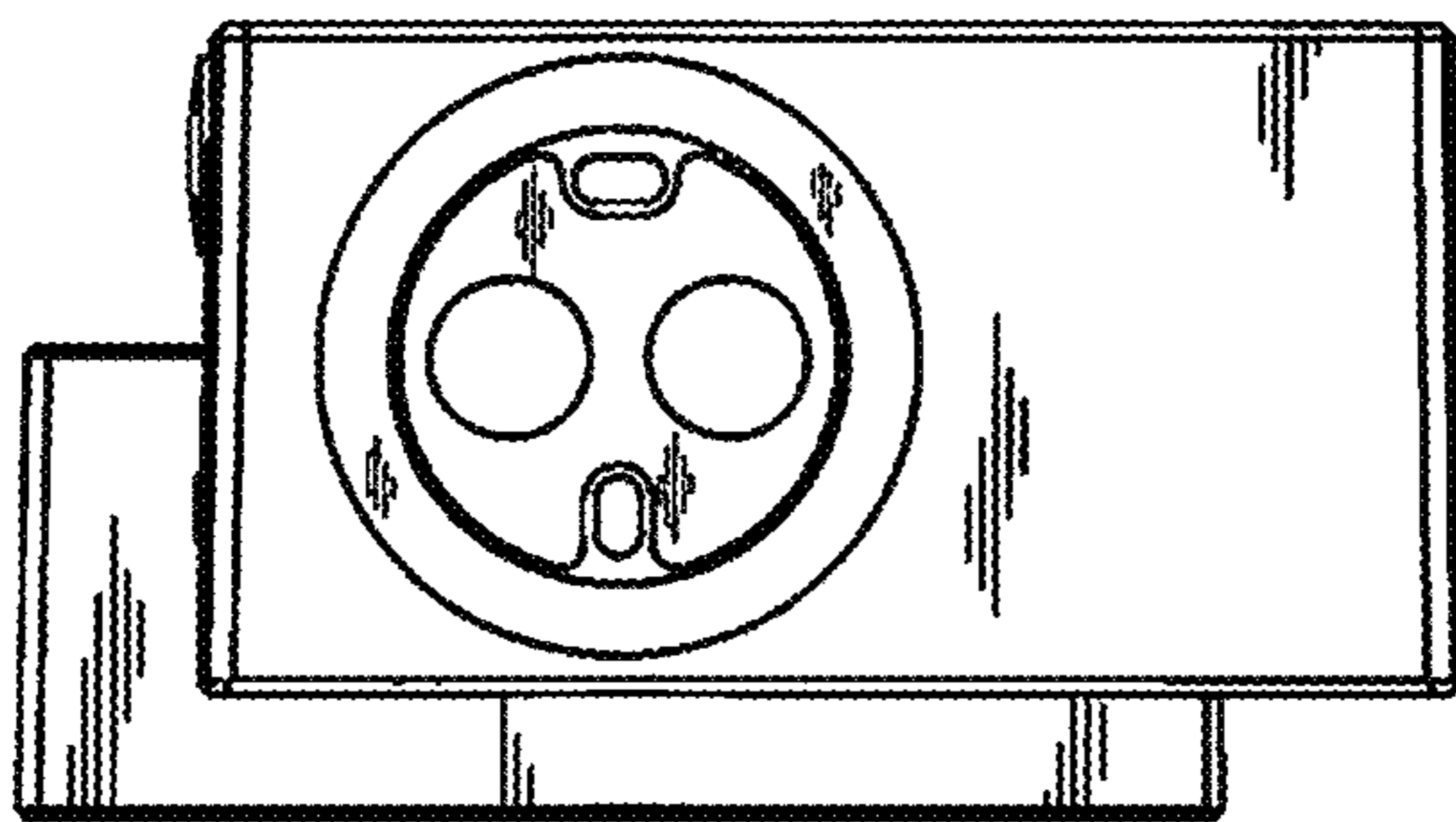


Figure 3

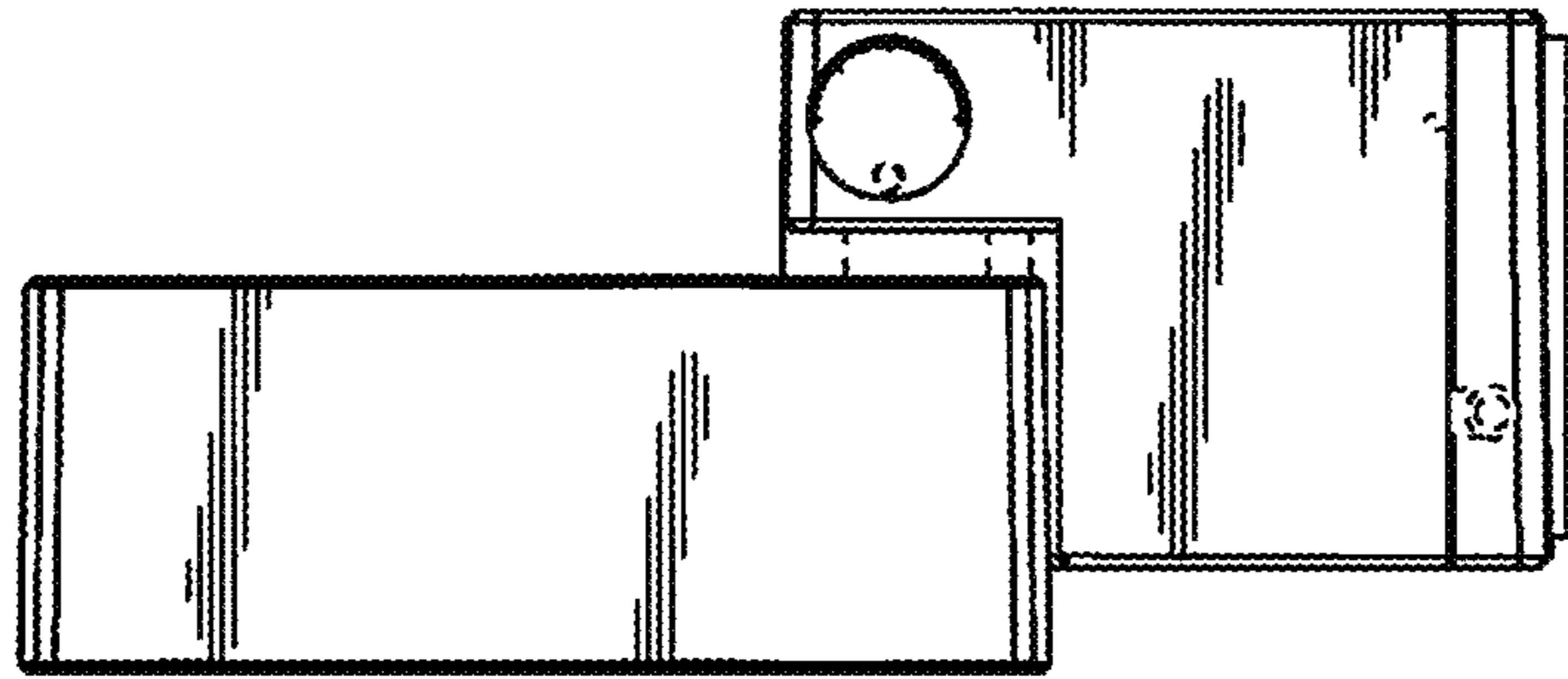


Figure 4

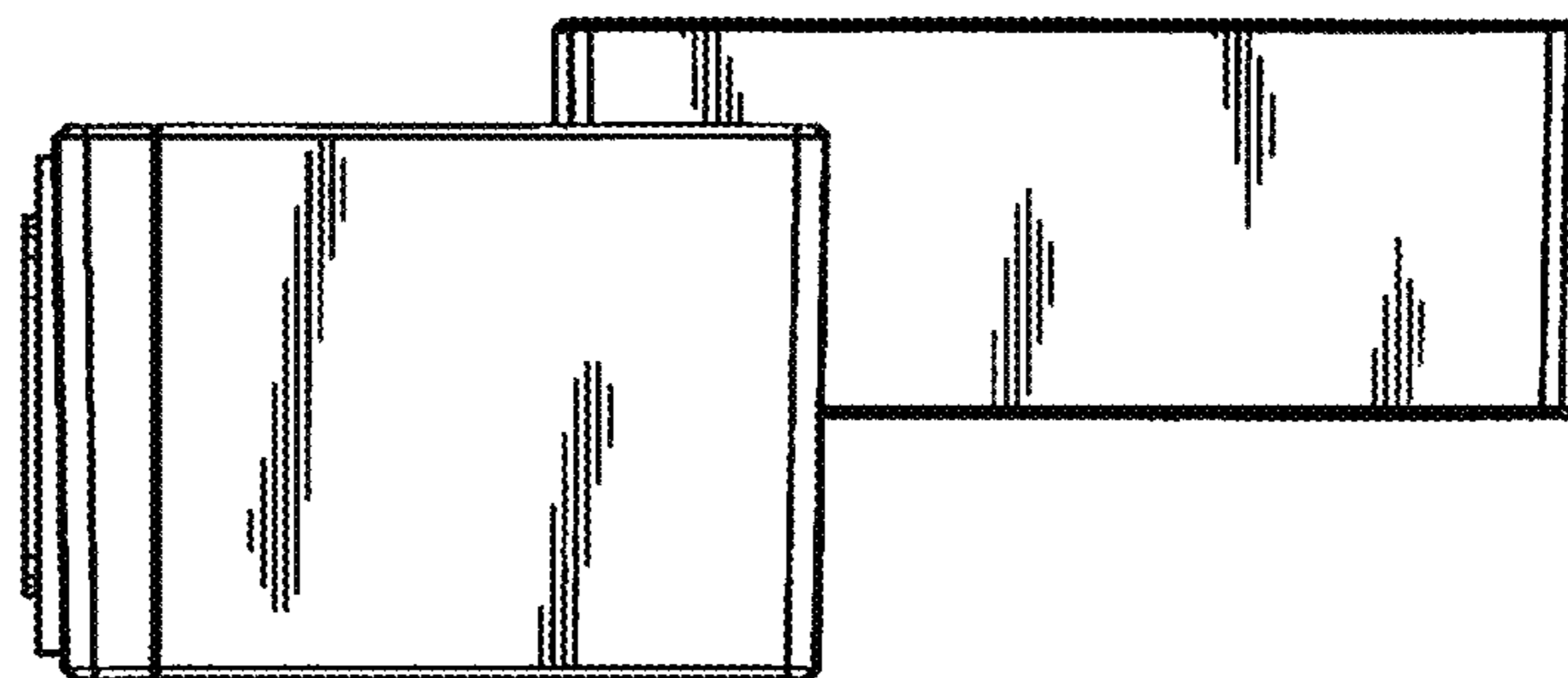


Figure 5

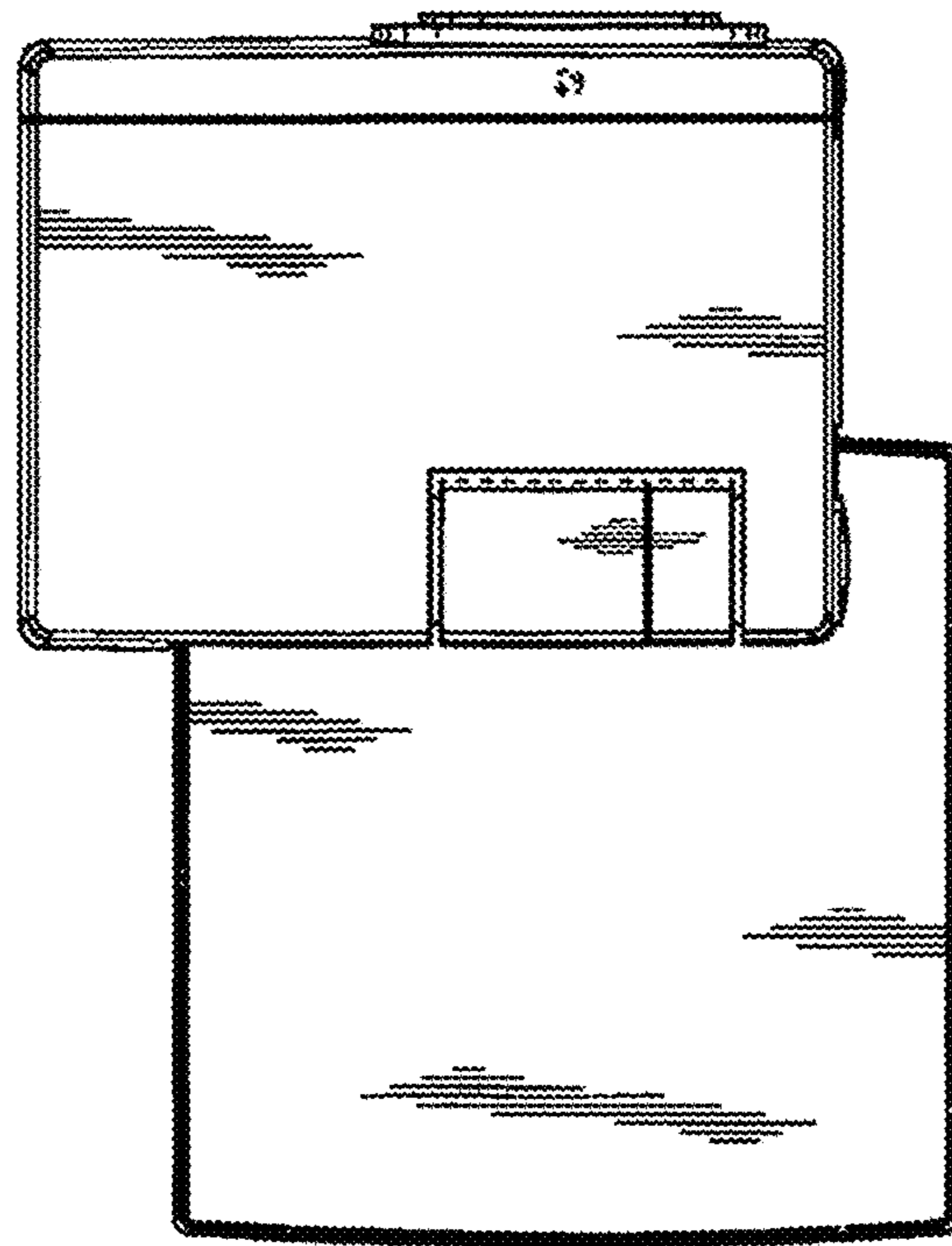


Figure 6




Figure 7