



US00D827172S

(12) **United States Design Patent**
Van Berkel et al.

(10) **Patent No.:** **US D827,172 S**

(45) **Date of Patent:** **** *Aug. 28, 2018**

(54) **STREET LANTERN**

(71) Applicant: **ZUMTOBEL LIGHTING GMBH,**
Dornbirn (AT)

(72) Inventors: **Ben Van Berkel,** Amsterdam (NL);
Stephan Pieper, Dornbirn (AT);
Christian Kohler, Dornbirn (AT);
Sebastian Schade, Dornbirn (AT)

(73) Assignee: **ZUMTOBEL LIGHTING GMBH,**
Dornbirn (AT)

(*) Notice: This patent is subject to a terminal disclaimer.

(**) Term: **15 Years**

(21) Appl. No.: **29/572,249**

(22) Filed: **Jul. 26, 2016**

(30) **Foreign Application Priority Data**

Jan. 29, 2016 (EM) 002964049

(51) **LOC (11) Cl.** **26-05**

(52) **U.S. Cl.**
USPC **D26/63**

(58) **Field of Classification Search**

USPC D13/134-136; D26/51, 60-71, 76, 78,
D26/80, 85-87, 92, 145; D29/103

CPC F21S 8/036; F21S 8/038; F21S 8/43; F21S
8/81; F21S 8/83; F21S 8/85; F21S 8/86;
F21S 8/88; F21S 9/03; F21S 9/035; F21S
9/037; F21S 10/063; F21S 13/10

See application file for complete search history.

(56) **References Cited**

U.S. PATENT DOCUMENTS

D270,483 S * 9/1983 Gardner 26/105
D296,717 S * 7/1988 Kane D26/63
D297,670 S * 9/1988 Douenias D26/63

D298,634 S * 11/1988 Yuen D16/135
D301,754 S * 6/1989 DeCandia D26/63
D302,321 S * 7/1989 Charet D26/29
D312,886 S * 12/1990 Brown D26/63
D316,906 S * 5/1991 Freidman D26/39
D341,901 S * 11/1993 Monaghan D26/67
D342,337 S * 12/1993 Wen D26/63
D552,779 S * 10/2007 Starck D26/63
D552,780 S * 10/2007 Starck D26/63
D552,781 S * 10/2007 Kosche D26/63
D695,435 S * 12/2013 Pedersen D26/63
D700,727 S * 3/2014 Fukasawa D26/63
D700,728 S * 3/2014 Fukasawa D26/63

(Continued)

OTHER PUBLICATIONS

Nightsight Area Light (available online) Retrieved from the internet
Nov. 13, 2017, retrieved from URL: <http://www.zumtobel.com/en/products/nightsight.html>.*

Primary Examiner — Kevin Keith Rudzinski

Assistant Examiner — Richard Kearney

(74) *Attorney, Agent, or Firm* — Scully Scott Murphy and
Presser; Frank DiGiglio

(57) **CLAIM**

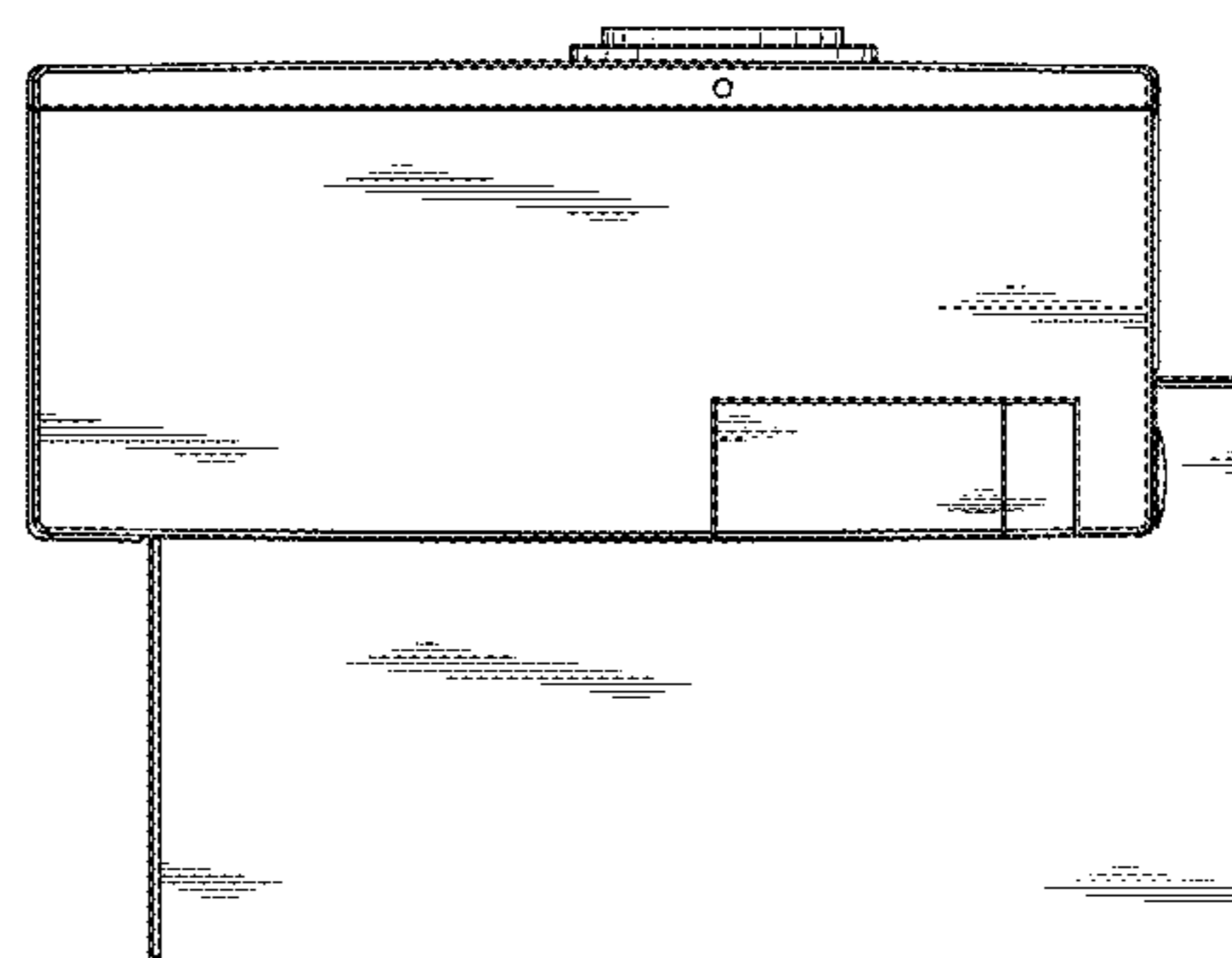
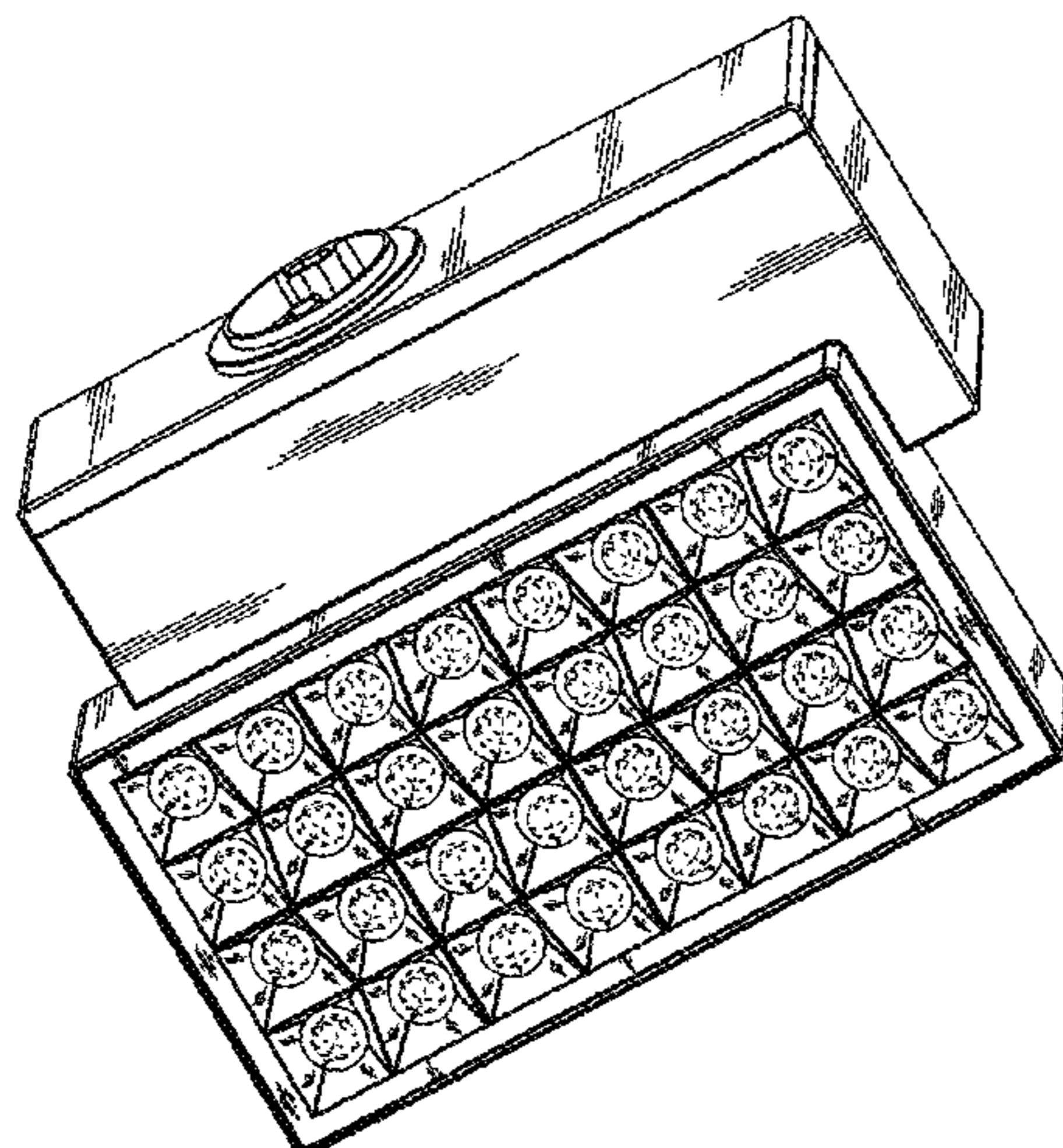
The ornamental design for a street lantern, as shown and
described.

DESCRIPTION

FIG. 1 is a perspective view of a street lantern showing our
new and ornamental design;
FIG. 2 is a bottom view thereof;
FIG. 3 is a top view thereof;
FIG. 4 is a side view thereof;
FIG. 5 is an alternate side view thereof;
FIG. 6 is a back view thereof; and,
FIG. 7 is a front view thereof.

The broken lines are included for the purpose of illustrating
portions of the article that form no part of the claimed
design.

1 Claim, 6 Drawing Sheets



(56)

References Cited

U.S. PATENT DOCUMENTS

D736,984 S *	8/2015	Dal Ponte	D26/92
D740,991 S *	10/2015	Hill	D26/78
D744,144 S *	11/2015	Bobel	D26/63
D744,149 S *	11/2015	Bobel	D26/92
D744,150 S *	11/2015	Bobel	D26/92
D762,318 S *	7/2016	Gorman	D26/63
D767,806 S *	9/2016	Colacilli	D26/63
D771,855 S *	11/2016	Dal Ponte	D26/71
D779,702 S *	2/2017	Yeh	D26/77
D785,231 S *	4/2017	Shundong	D26/92

* cited by examiner




Figure 1

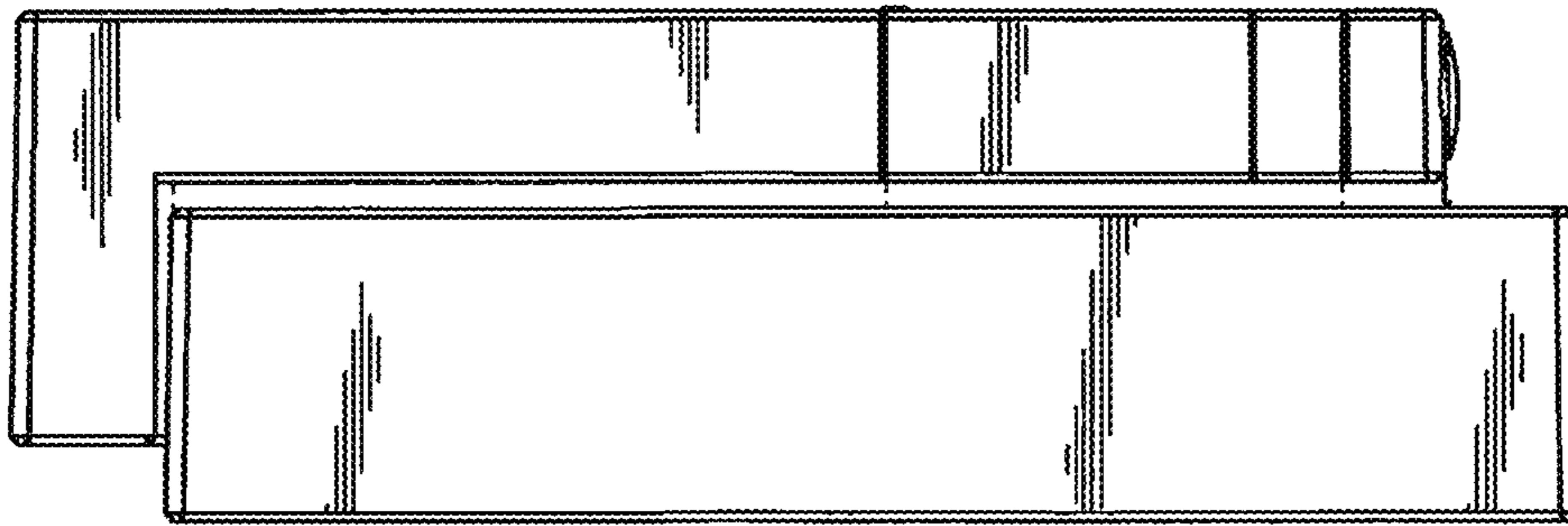


Figure 2

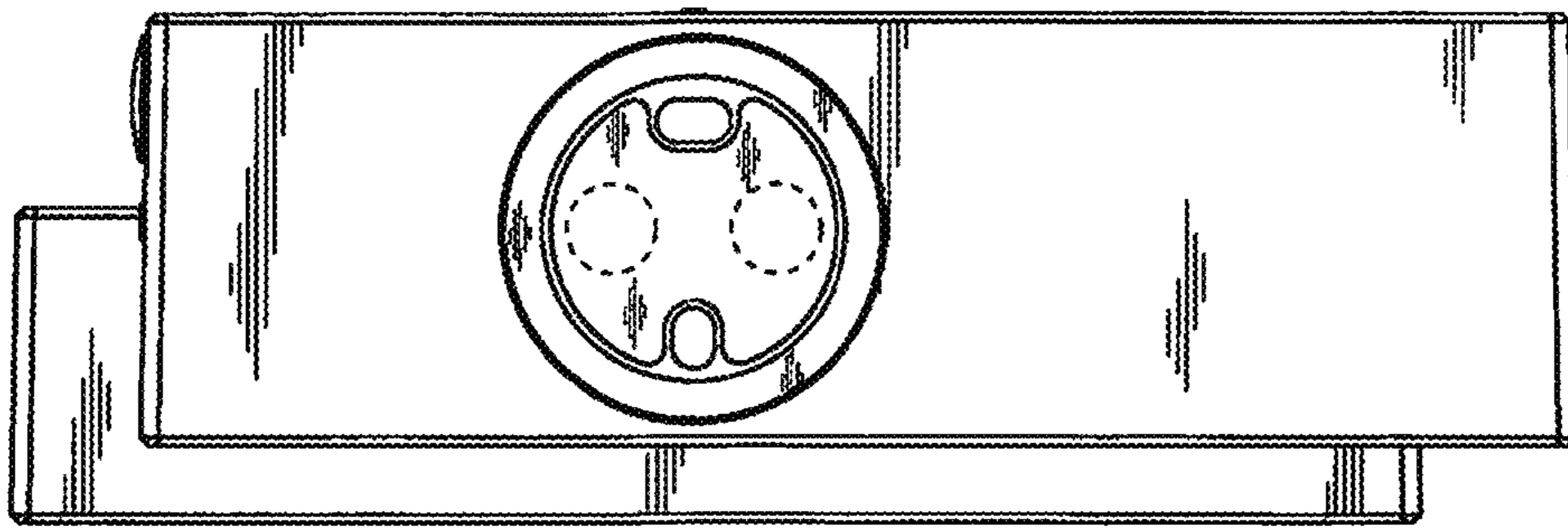


Figure 3

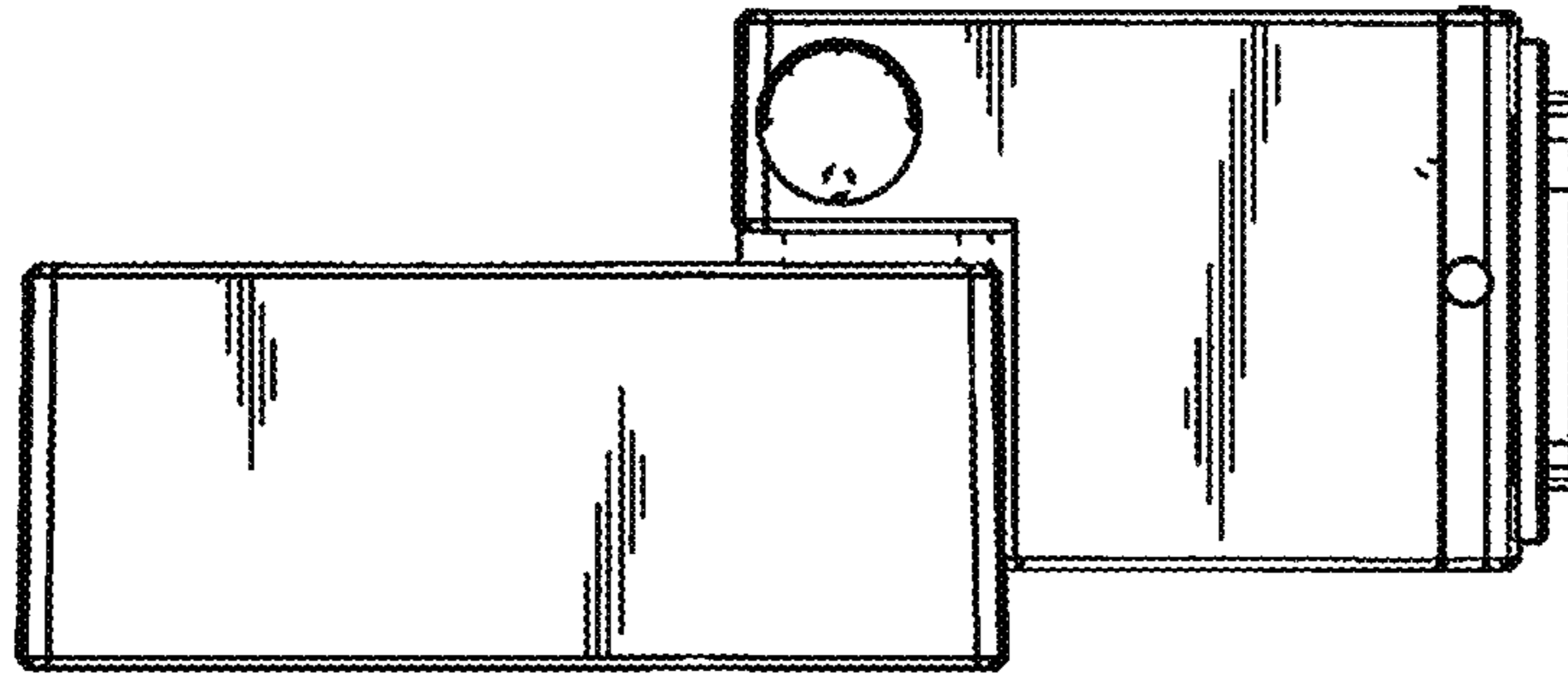


Figure 4

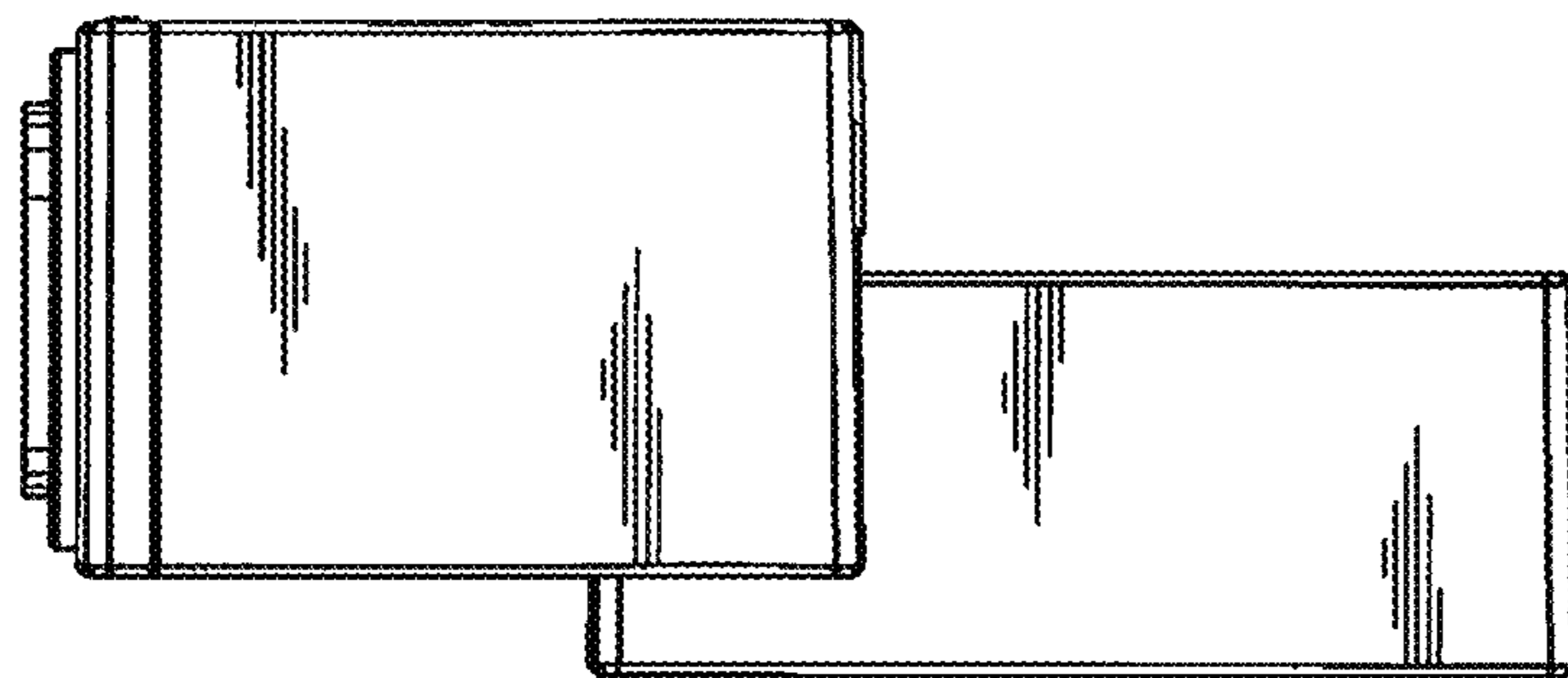


Figure 5

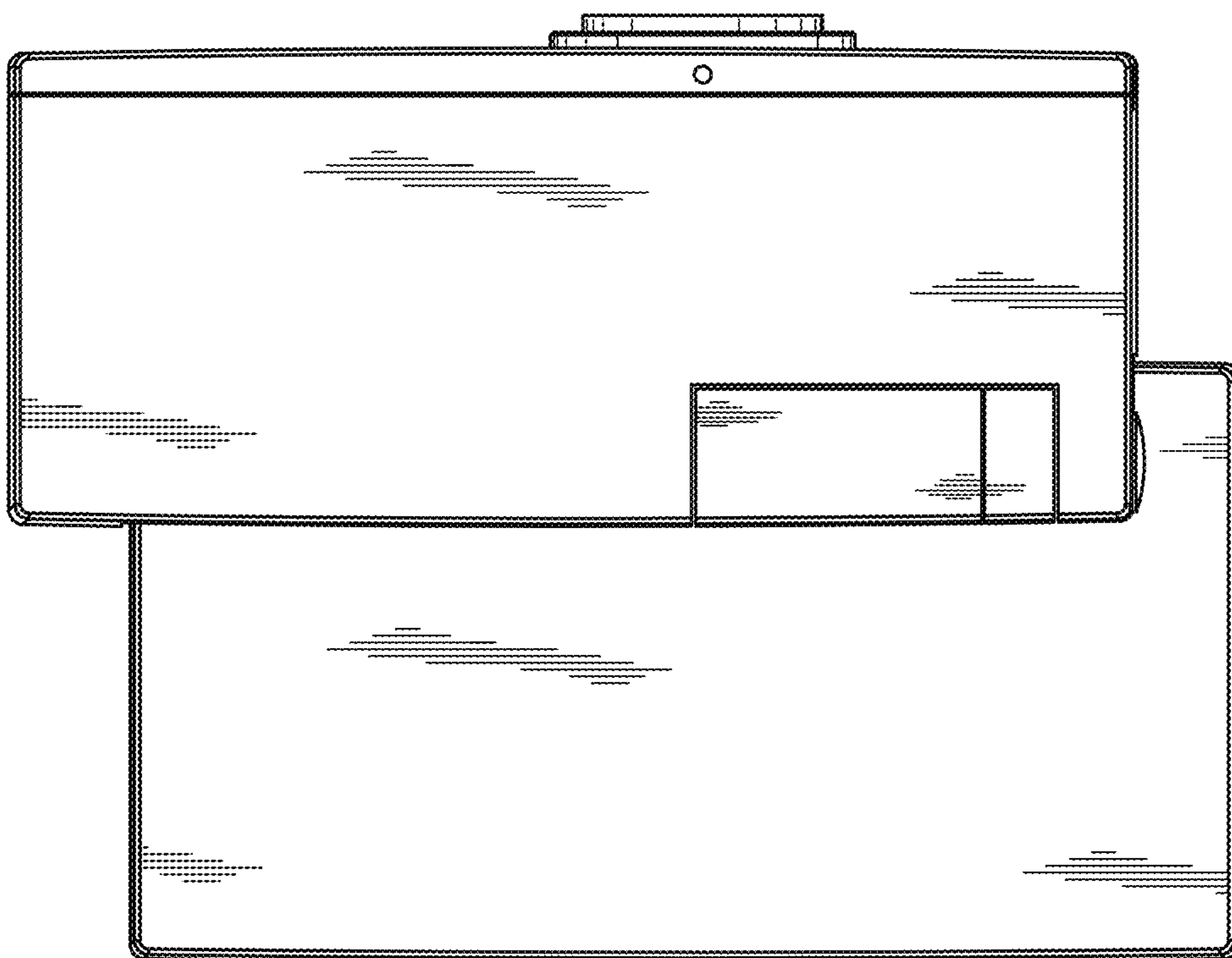


Figure 6

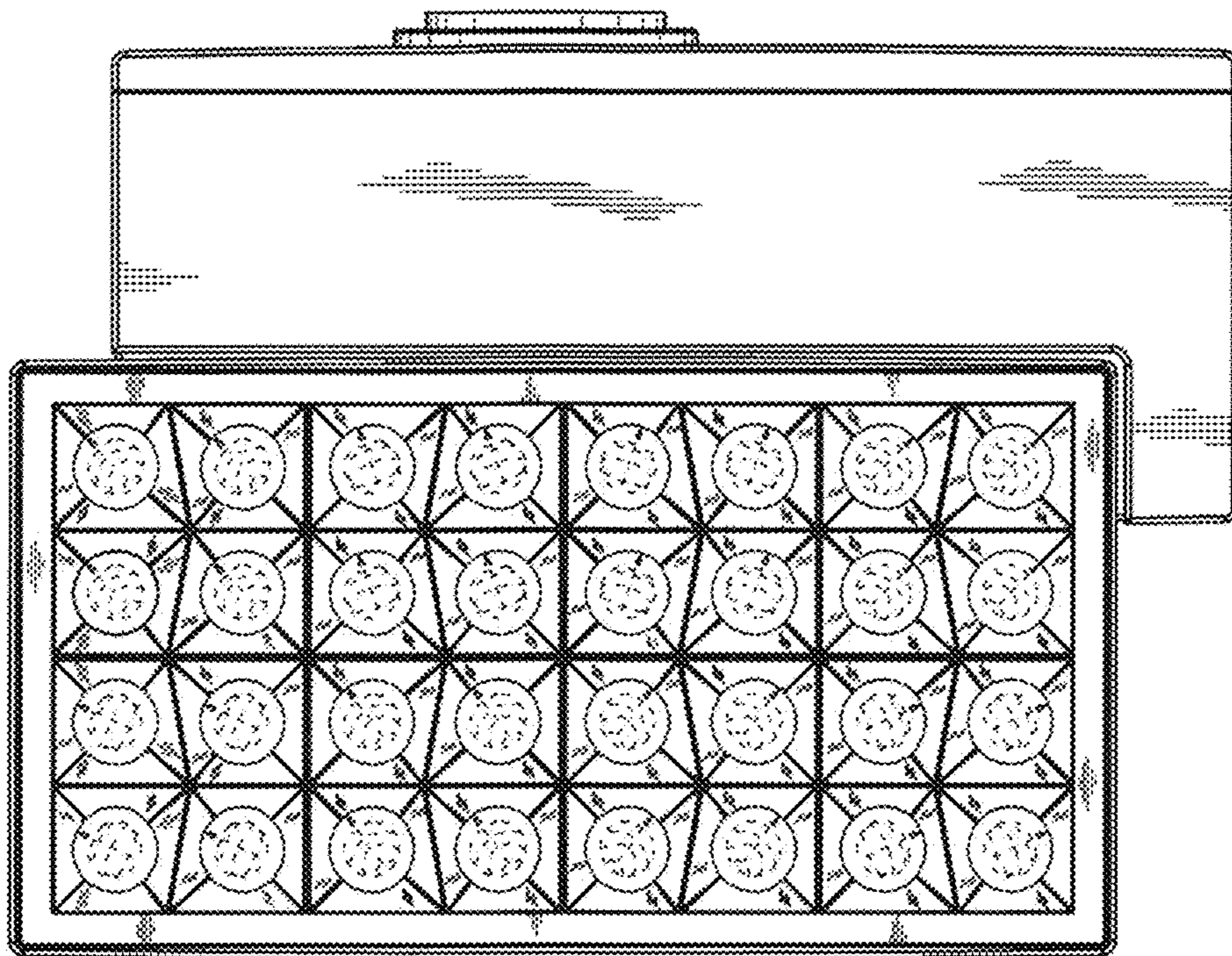


Figure 7