



US00D827160S

(12) **United States Design Patent** (10) **Patent No.:** **US D827,160 S**
Menton (45) **Date of Patent:** **** Aug. 28, 2018**

(54) **FLAT REPLACEMENT TILE**
(71) Applicant: **Duane Menton**, Vallejo, CA (US)
(72) Inventor: **Duane Menton**, Vallejo, CA (US)
(73) Assignee: **Wencon Development, Inc.**, Walnut Creek, CA (US)
(**) Term: **15 Years**

8,225,572 B2 * 7/2012 Wallace E04F 13/0803
52/235
D703,305 S * 4/2014 Stollenwerk O'Hagin
D23/373
8,739,483 B1 * 6/2014 Bilge E04F 13/0805
52/235
D710,032 S * 7/2014 Chrien D25/119
9,328,518 B2 * 5/2016 Bilge E04F 13/0805
D805,680 S * 12/2017 Akiyama D26/113
2002/0152704 A1 * 10/2002 Thompson E04B 9/245
52/506.06

(Continued)

(21) Appl. No.: **29/590,981**
(22) Filed: **Jan. 15, 2017**
(51) **LOC (11) Cl.** **25-99**
(52) **U.S. Cl.**
USPC **D25/199**; D25/139
(58) **Field of Classification Search**
USPC D25/138, 139, 140, 141, 199; D23/393
CPC E04D 1/00; E04D 1/06; E04D 1/12; E04D
1/30; E04D 2001/309
See application file for complete search history.

OTHER PUBLICATIONS

Quick Mount PV—Flat Tile Flashing with 3.25 Post (on-line), no date available. Retrieved from Internet Apr. 15, 2018, URL: <https://www.platt.com/platt-electric-supply/Racking-Hardware-Flashings/Quick-Mount-PV/QMTR-F3-25-A-12/product.aspx?zpid=104455> (1 page).*

(Continued)

(56) **References Cited**

U.S. PATENT DOCUMENTS

1,743,206 A * 1/1930 Fulenwider E04D 1/06
52/520
2,082,241 A * 6/1937 Bennett E04F 13/0801
52/385
2,918,151 A * 12/1959 Kennedy E04B 1/08
52/539
4,010,578 A * 3/1977 Logsdon E04D 13/1471
285/44
4,270,325 A * 6/1981 Mandelli E04F 13/0803
52/391
D269,454 S * 6/1983 Houseman D23/261
4,563,847 A * 1/1986 Hasty E04D 13/1476
285/4
D292,234 S * 10/1987 Schalle D25/199
D331,812 S * 12/1992 Bunger D25/139
D370,274 S * 5/1996 Menzies D25/199
D527,813 S * 9/2006 Dodge D23/393
D637,314 S * 5/2011 Zeff D25/119

Primary Examiner — Vy N Koenig
Assistant Examiner — Kimberly Barnes
(74) *Attorney, Agent, or Firm* — Temmerman Law Office;
Mathew J. Temmerman



(57) **CLAIM**

I claim the ornamental design for a flat replacement tile, as shown and described.

DESCRIPTION

FIG. 1 is a top plan view of a flat replacement tile, showing my new design;
FIG. 2 is a front elevation view thereof;
FIG. 3 is a bottom plan view thereof;
FIG. 4 is a rear elevation view thereof;
FIG. 5 is a first isometric view thereof;
FIG. 6 is a second isometric view thereof;
FIG. 7 is a left side elevation view thereof; and,
FIG. 8 is a right side elevation thereof.

1 Claim, 5 Drawing Sheets



(56)

References Cited

U.S. PATENT DOCUMENTS

2017/0356189 A1 * 12/2017 Stearns E04D 1/30

OTHER PUBLICATIONS

Quick Mount PV QMFTM A Mill Finish Specialty Flat Tile Mount (on-line), dated Apr. 7, 2015. Retrieved from Internet Apr. 15, 2018, URL: <https://web.archive.org/web/20150407052618/https://www.civicsolar.com/product/quick-mount-pv-qmftm-mill-finish-flat-tile-mount> (1 page).*

Quick Mount PV Tile Replacement Mount (on-line), no date available. Retrieved from Internet Apr. 15, 2018, URL: <https://www.platt.com/platt-electric-supply/Racking-Hardware-Flashings/Quick-Mount-PV/QMTR-F3-25-A-12/product.aspx?zpid=104455> (4 pages).*

Quickmount Tile Replacement Mount Flat-tile flashing (on-line), dated Jul. 20, 2017. Retrieved from Internet Apr. 15, 2018, URL: <https://web.archive.org/web/20170720161019/https://www.renvu.com/Solar-Products/QMPV/QUICKMOUNT-Tile-Replacement-Mount-Flat-tile-flashing> (1 page).*

* cited by examiner

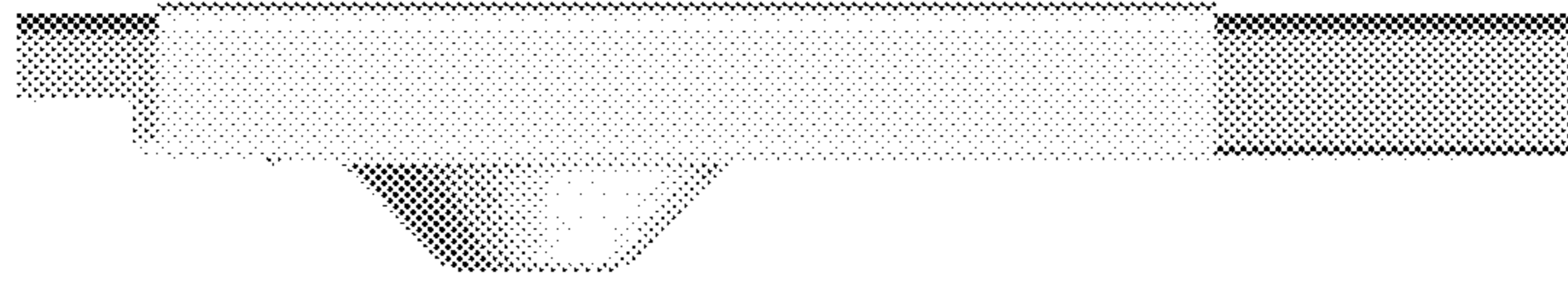


Fig. 1




Fig. 2

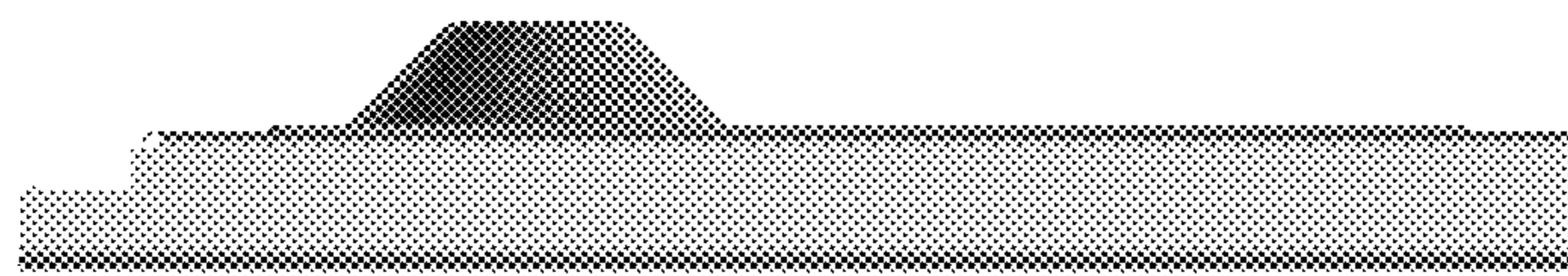


Fig. 3




Fig. 4

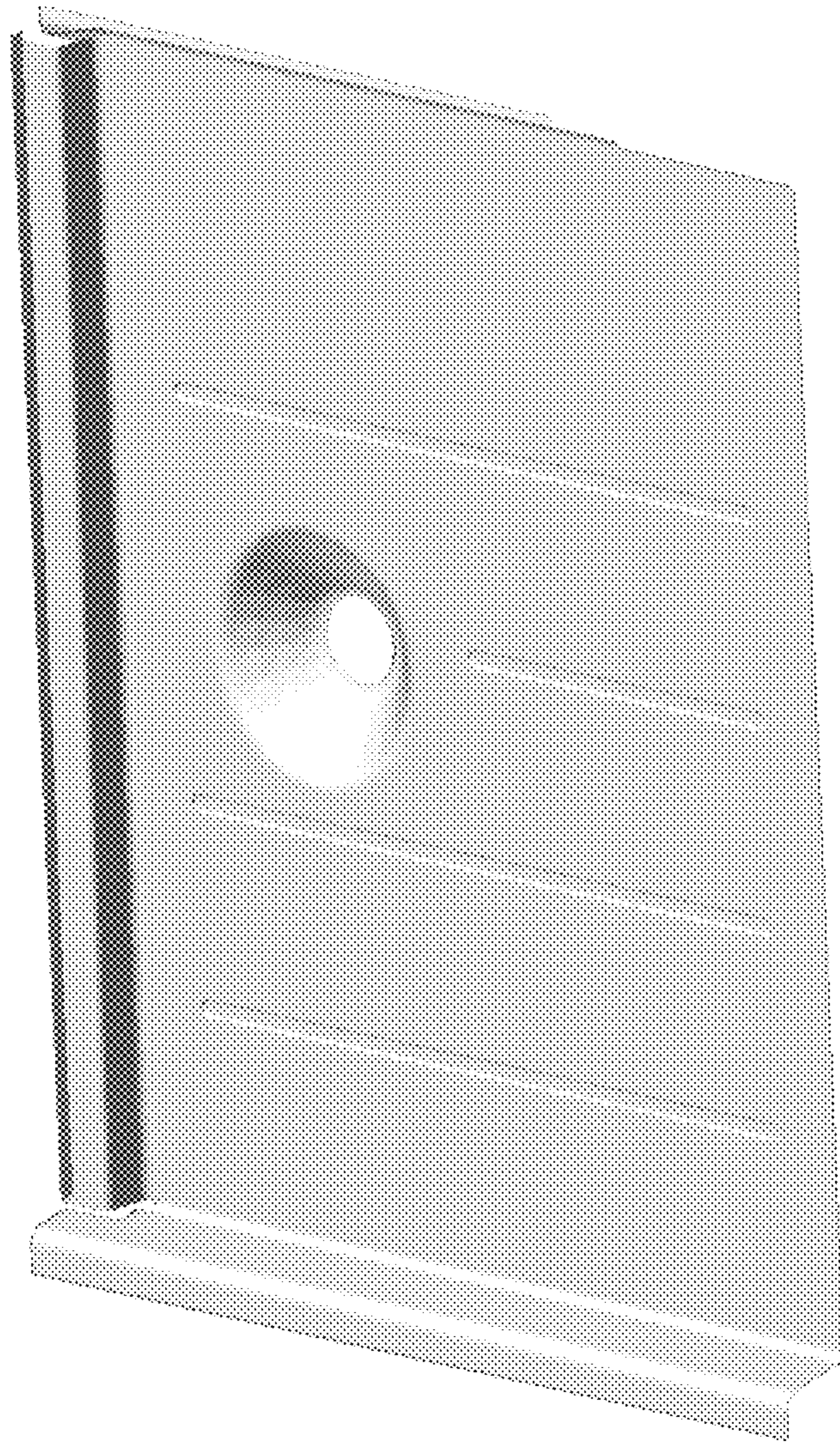


Fig. 5

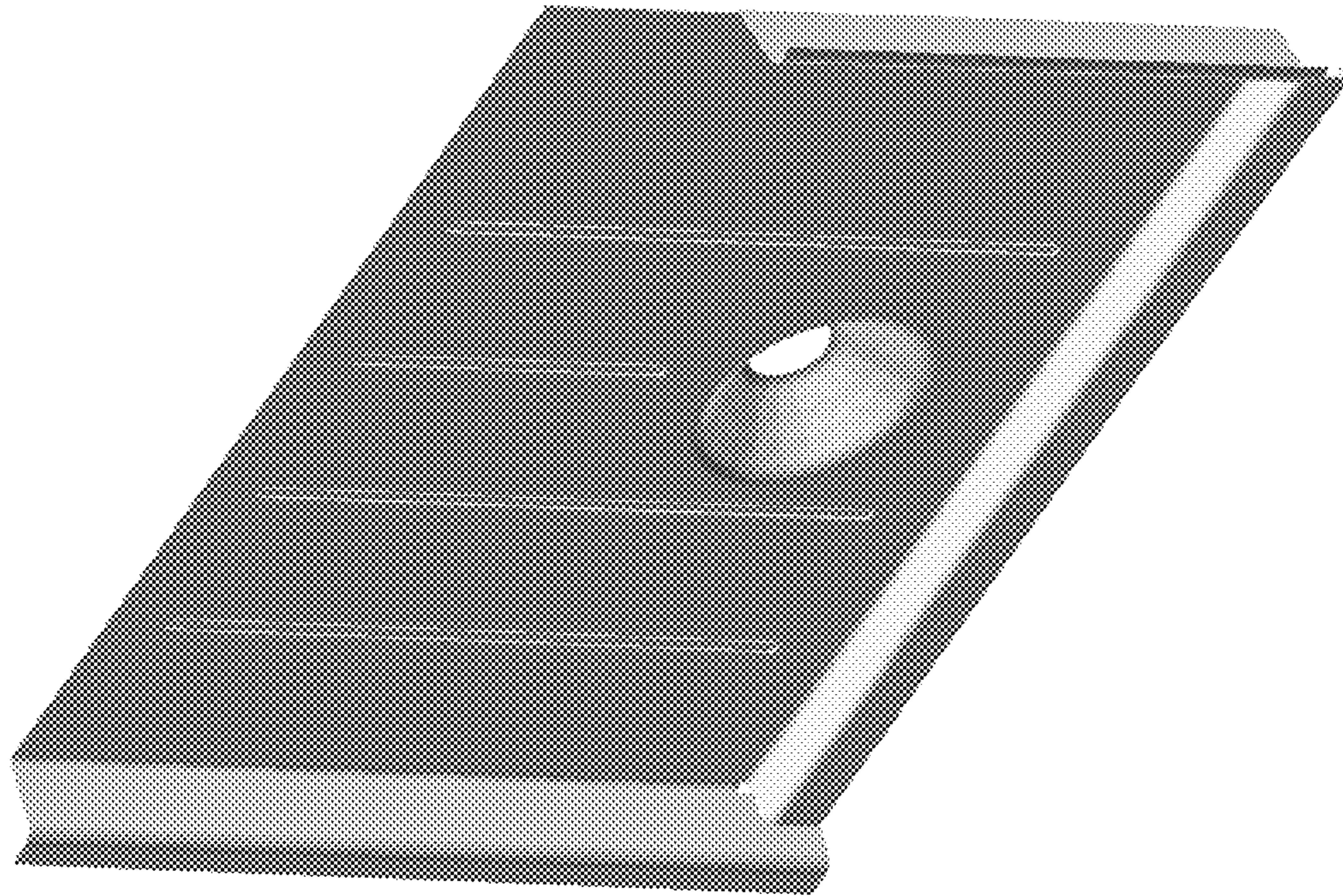


Fig. 6




Fig. 7

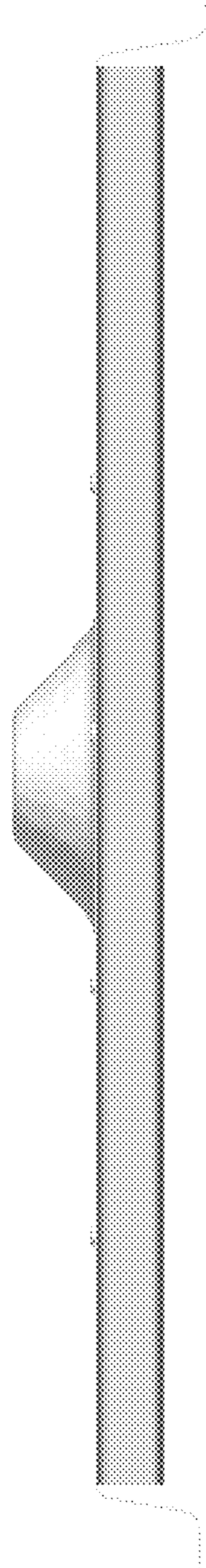


Fig. 8