



US00D827157S

(12) **United States Design Patent**
Schuit et al.

(10) **Patent No.:** **US D827,157 S**
(45) **Date of Patent:** **** Aug. 28, 2018**

- (54) **BASE EXTRUSION**
- (71) Applicant: **Unirac Inc.**, Albuquerque, NM (US)
- (72) Inventors: **Nathan Schuit**, Edgewood, NM (US);
Jason Mayfield, Albuquerque, NM (US)
- (73) Assignee: **Unirac Inc.**, Albuquerque, NM (US)
- (**) Term: **15 Years**
- (21) Appl. No.: **29/580,883**
- (22) Filed: **Oct. 13, 2016**
- (51) **LOC (11) Cl.** **25-02**
- (52) **U.S. Cl.**
USPC **D25/125**
- (58) **Field of Classification Search**
USPC D25/119–126, 131–137, 164, 199;
D12/223, 400; D34/35; D20/42–44;
D26/138; D8/349, 354, 376, 377, 378,
D8/380, 381
CPC ... E04C 3/00; E04C 3/005; E04C 3/02; E04C
3/04; E04C 3/12; E04C 3/20; E04C 3/28;
E04C 3/30; E04F 19/02; E04F 19/022;
E04F 19/026; E04F 19/028; E04F 19/04;
E04F 19/0436; E04F 19/0481; E04F
19/0486; E04F 19/06; E04F 19/061;
E06B 1/00; E06B 1/006; E06B 1/02;
E06B 1/04; E06B 1/045; E06B 1/12;
E06B 1/16; E06B 1/34; E06B 1/342;
E06B 1/345; E06B 1/347; E06B 1/36;
E06B 1/363; E06B 1/366; E06B 1/38;
E06B 1/40; E06B 1/52; E06B 1/522;
E06B 1/524; E06B 1/526; E06B 1/528;
E06B 1/56; E06B 1/60; E06B 1/6092;
E06B 1/62; E06B 1/70; E06B 1/702;
E06B 1/705; E06B 1/707; E04B 2/00;
E04B 2/74; E04B 2/76; E04B 2/761;
E04B 2/762; E04B 2/763; E04B 2/764;
E04B 2/765; E04B 2/7854; E04B 2/7863;
E04B 2/7872; E04B 2/7881; E04B 2/789;
E04B 2001/2436; E04B 2001/2439; E04B

2001/2442; E04B 2001/2445; E04B
2001/2448; E04B 2001/2451; E04B
(Continued)

(56) **References Cited**

U.S. PATENT DOCUMENTS

2,838,812 A * 6/1958 Oehmig E06B 7/2316
D25/124
2,851,744 A * 9/1958 Oehmig E06B 7/2316
D25/60

(Continued)

FOREIGN PATENT DOCUMENTS

JP 2000-345664 A 12/2000

OTHER PUBLICATIONS

U.S. Appl. No. 15/352,494, “Height Adjustable Solar Panel Mounting Assembly With an Asymmetric Lower Bracket”, filed Nov. 15, 2016, Inventor Nathan Schuit et al.

Primary Examiner — Cynthia Ramirez

Assistant Examiner — L. Martinez-Rivera

(74) *Attorney, Agent, or Firm* — Crowell & Moring LLP

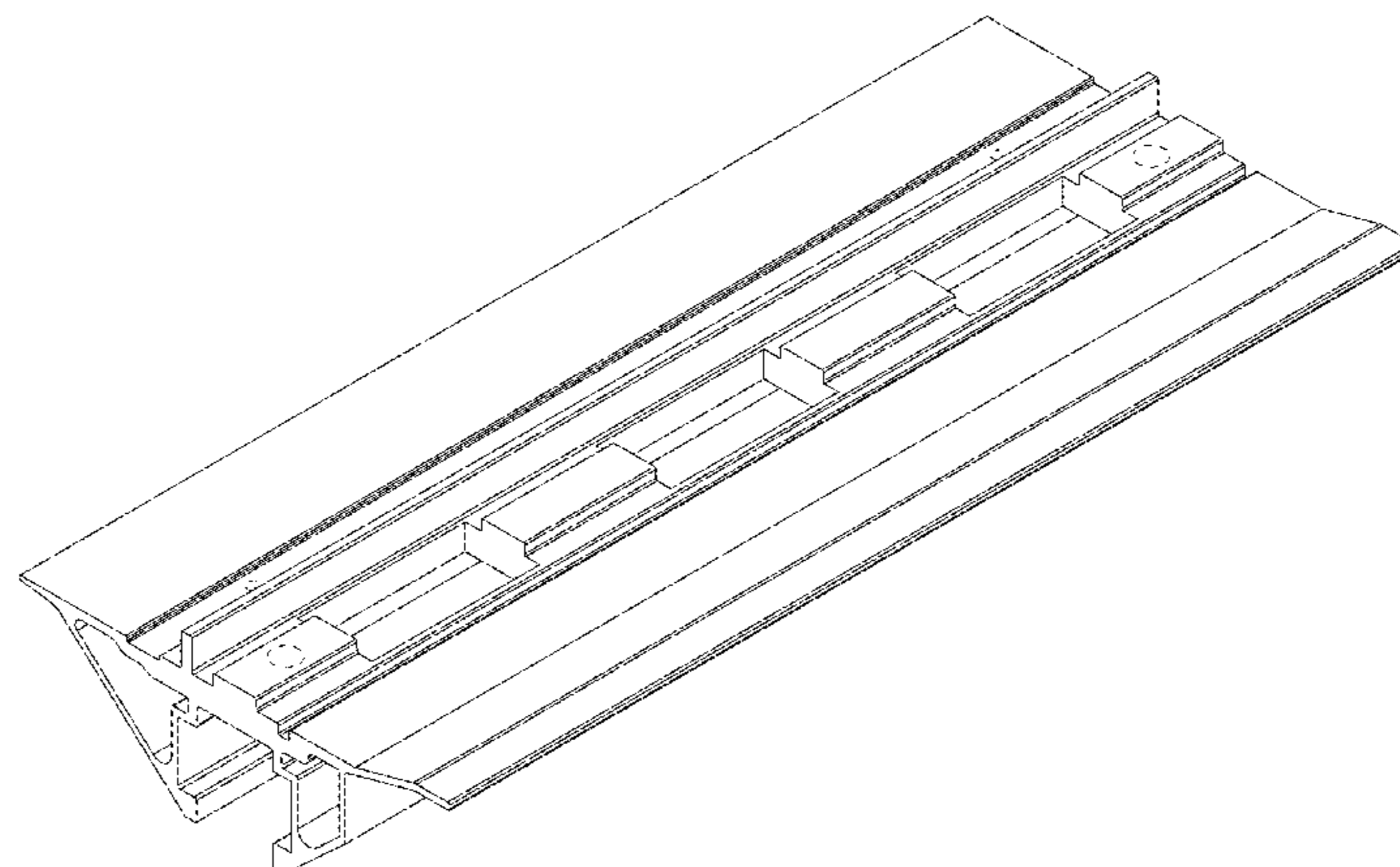
(57) **CLAIM**

The ornamental design for a base extrusion, as shown and described.

DESCRIPTION

FIG. 1 is a perspective view of a base extrusion according to the design;
FIG. 2 is a right side elevational view thereof;
FIG. 3 is a left side elevational view thereof;
FIG. 4 is a front elevational view thereof;
FIG. 5 is a rear elevational view thereof;
FIG. 6 is a top plan view thereof; and,
FIG. 7 is a bottom plan view thereof.

(Continued)



The broken lines show portions of the base extrusion that form no part of the claimed design.

1 Claim, 4 Drawing Sheets

(58) Field of Classification Search

CPC 2001/2454; E04B 2001/2457; E04B
2001/246; E04B 2001/2463

See application file for complete search history.

(56)

References Cited

U.S. PATENT DOCUMENTS

D254,625 S * 4/1980 Stenersen D20/43
D388,182 S * 12/1997 Payton D25/121
5,820,092 A 10/1998 Thaler
D425,734 S * 5/2000 Bauer D8/377
D465,586 S * 11/2002 Krieger D25/121
D552,270 S * 10/2007 Vibiano D25/164
D554,772 S * 11/2007 Bullock D25/119
D636,656 S * 4/2011 Schaefer D25/122
8,109,048 B2 2/2012 West et al.
D662,255 S * 6/2012 Klu D26/138
8,272,174 B2 9/2012 Stearns et al.
8,353,650 B2 1/2013 Wiley et al.
8,375,645 B2 2/2013 Iwauchi et al.
8,683,761 B2 4/2014 Danning
8,752,338 B2 6/2014 Schaefer et al.
8,806,813 B2 8/2014 Plaisted et al.
8,919,053 B2 12/2014 West
8,935,893 B2 1/2015 Liu et al.
8,938,932 B1 1/2015 Wentworth et al.
8,943,765 B2 2/2015 Danning et al.
9,010,041 B2 4/2015 Danning

9,076,899 B2 7/2015 Schrock
9,080,792 B2 7/2015 Patton et al.
9,097,443 B2 8/2015 Liu et al.
D741,689 S * 10/2015 Metzler D8/349
9,166,524 B2 10/2015 West et al.
D746,669 S * 1/2016 McBride E04B 1/40
D25/121
D752,422 S * 3/2016 Veilleux D8/377
9,413,286 B2 8/2016 Danning
9,431,953 B2 8/2016 Stearns et al.
D767,787 S * 9/2016 Molteni D25/124
9,455,662 B2 9/2016 Meine
2006/0039775 A1 2/2006 Mizuno et al.
2008/0053517 A1 3/2008 Plaisted et al.
2011/0000519 A1 1/2011 West
2011/0000544 A1 1/2011 West
2011/0260027 A1 10/2011 Farnham, Jr.
2012/0192926 A1 8/2012 Kambara et al.
2012/0234378 A1 9/2012 West et al.
2012/0301661 A1 11/2012 West et al.
2013/0048816 A1 2/2013 Wentworth et al.
2014/0158184 A1 6/2014 West et al.
2014/0175244 A1 6/2014 West et al.
2015/0013237 A1 1/2015 Schaefer et al.
2015/0068590 A1 3/2015 West et al.
2015/0129517 A1 5/2015 Wildes
2015/0168021 A1 6/2015 Wentworth et al.
2015/0204583 A1 7/2015 Stephan et al.
2015/0244308 A1 8/2015 Patton et al.
2015/0280638 A1 10/2015 Stephan et al.
2015/0288320 A1 10/2015 Stearns et al.
2016/0040434 A1 * 2/2016 Molteni E04B 1/40
52/710
2016/0111996 A1 4/2016 Stephan et al.
2016/0218661 A1 7/2016 Meine
2016/0268958 A1 9/2016 Wildes et al.
2016/0268959 A1 9/2016 Meine et al.

* cited by examiner

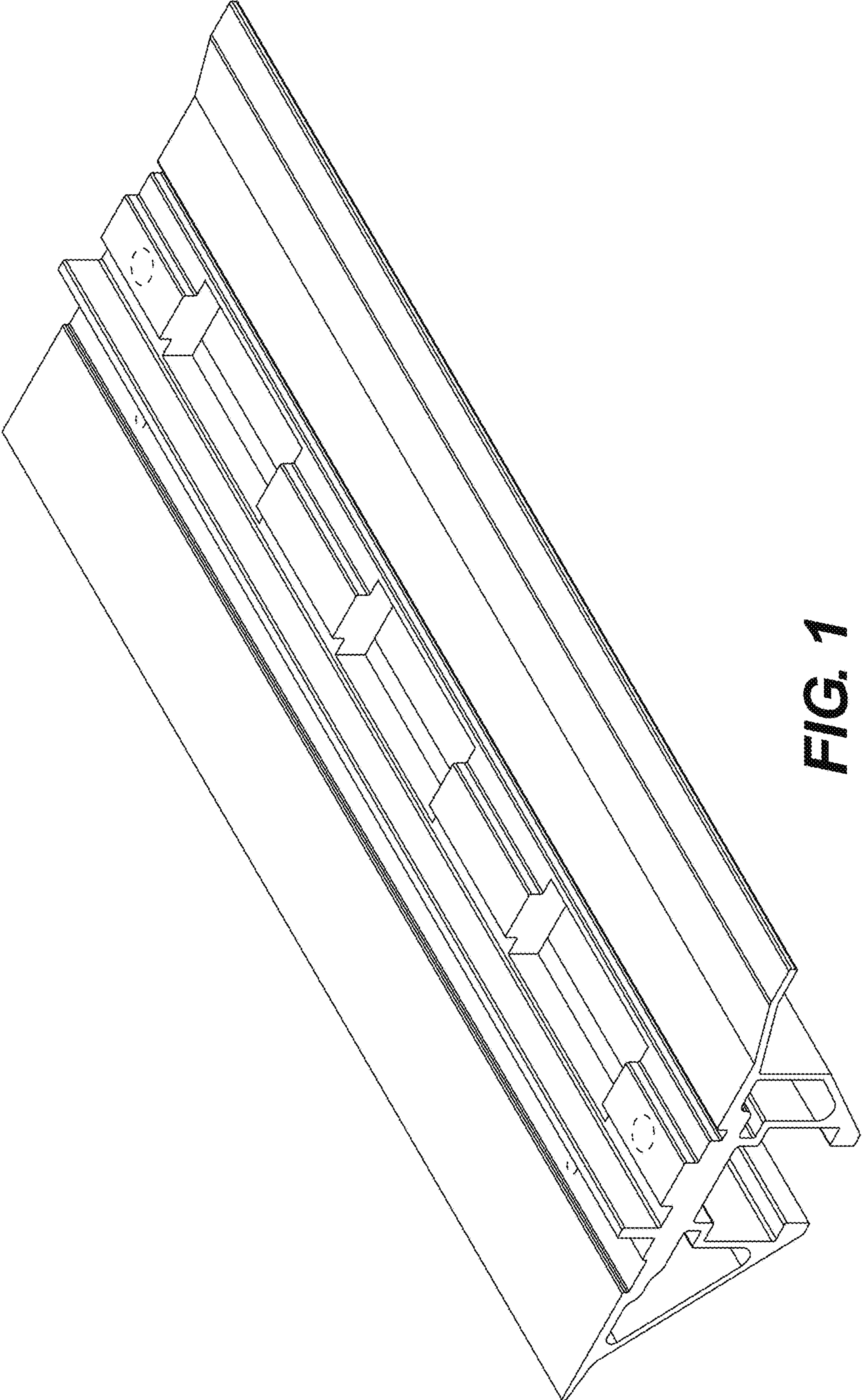


FIG. 1




FIG. 2

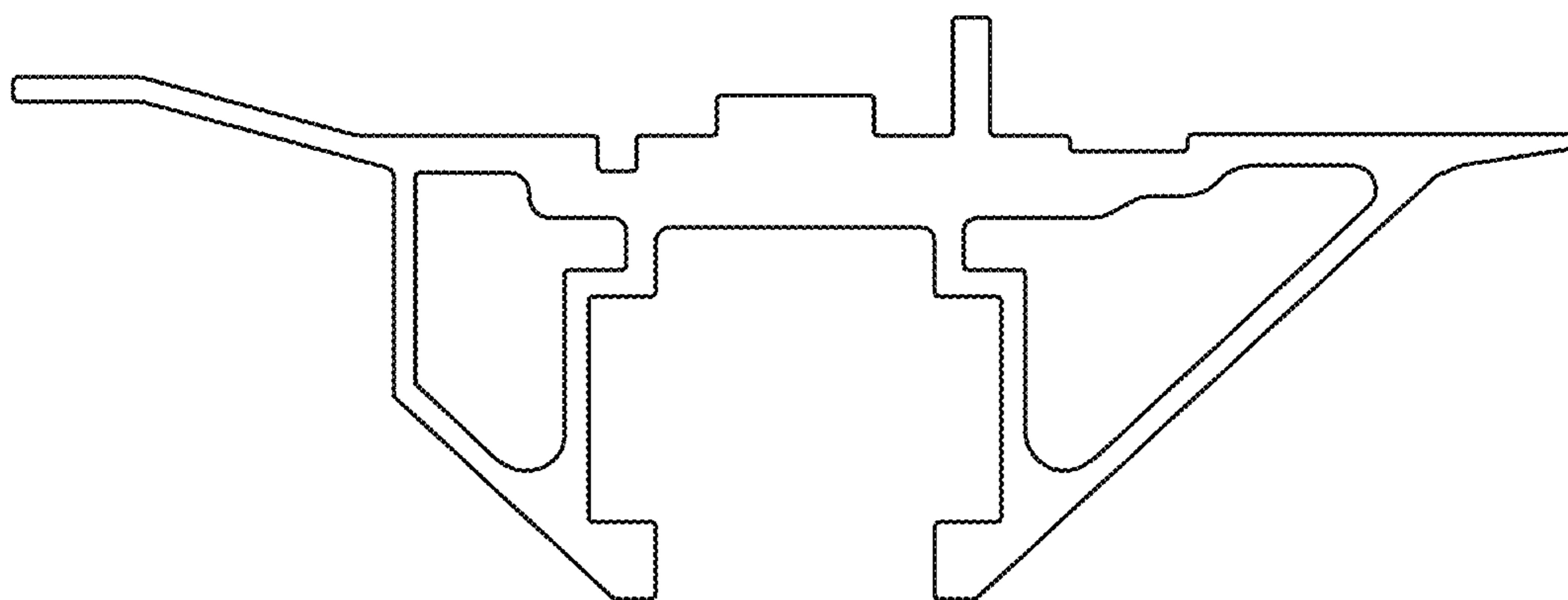


FIG. 3




FIG. 4




FIG. 5

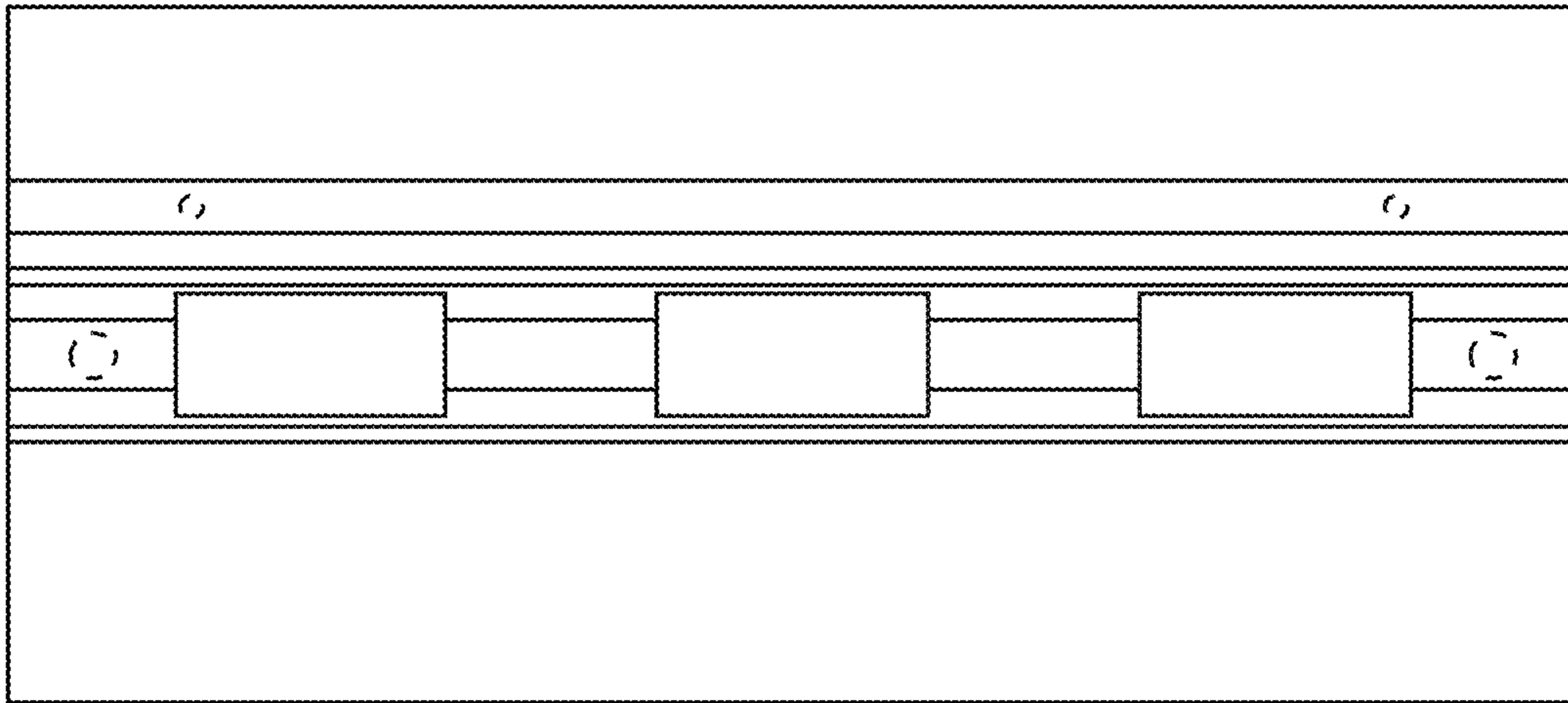


FIG. 6

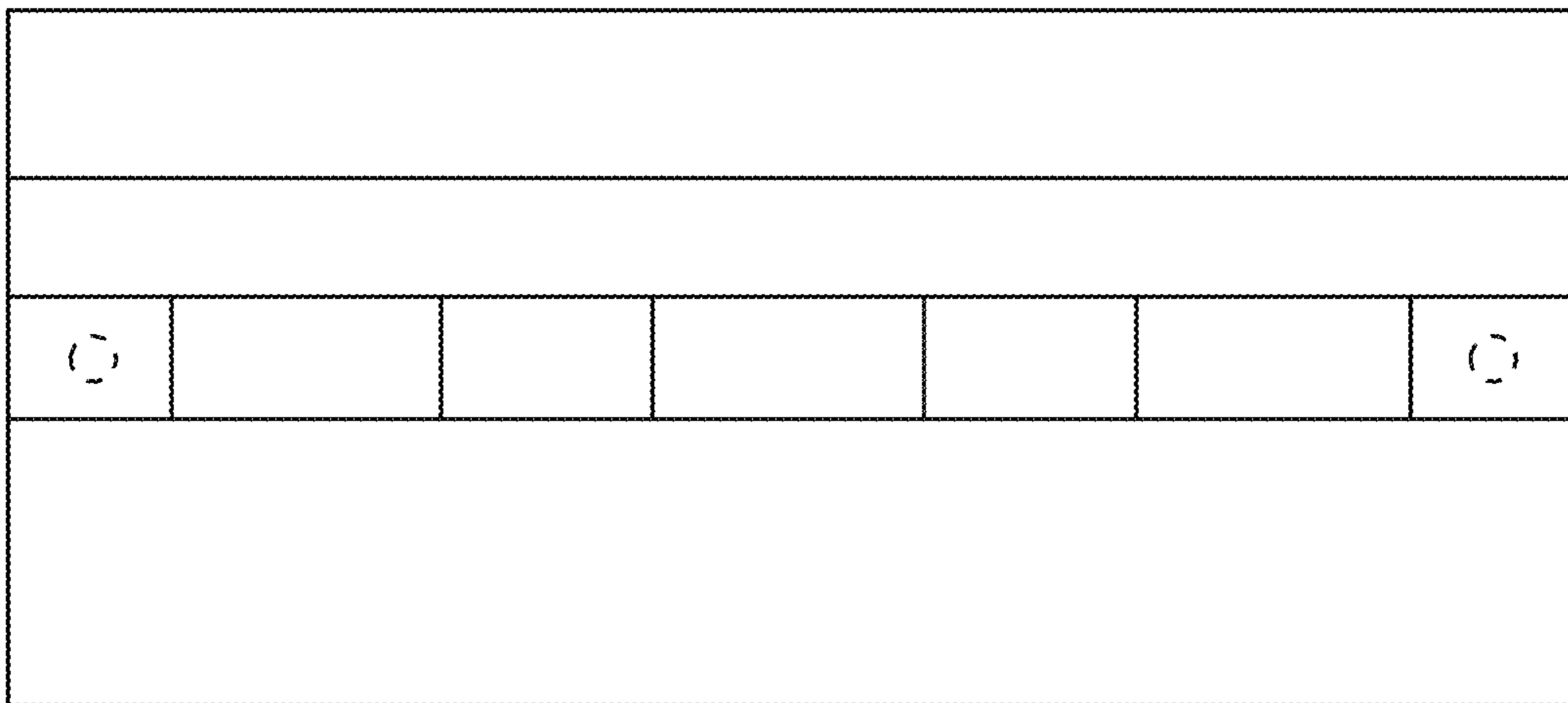


FIG. 7