

US00D827146S

(12) **United States Design Patent**  
**Faussett**

(10) **Patent No.:** **US D827,146 S**

(45) **Date of Patent:** **\*\* Aug. 28, 2018**

(54) **MESSAGE DEVICE**

(71) Applicant: **Polar Fusion LLC**, Kent, WA (US)

(72) Inventor: **Spring S. Faussett**, Kent, WA (US)

(73) Assignee: **Polar Fusion LLC**, Kent, WA (US)

(\*\*) Term: **15 Years**

(21) Appl. No.: **29/569,240**

(22) Filed: **Jun. 24, 2016**

(51) **LOC (11) Cl.** ..... **28-03**

(52) **U.S. Cl.**  
USPC ..... **D24/211**

(58) **Field of Classification Search**  
USPC ..... D24/200, 211, 212, 213, 214, 215;  
601/19, 22, 27-32, 46, 52, 99, 112, 113,  
601/118, 125, 143, DIG. 12, DIG. 14,  
601/DIG. 15, DIG. 16, DIG. 17; D8/367,  
D8/368, 369, 370  
CPC ..... A61H 1/0266; A61H 2015/0007; A61H  
2015/0014; A61H 2015/0042; A61H  
2015/0035; A61H 15/00; A61H 7/003;  
A61H 7/005; A61H 7/00; A61H  
2001/027; A61H 11/00; A61H 19/00;  
A61H 19/30; A61H 19/32; A61H 19/34;  
A61H 19/40; A61H 19/44; A61H 19/50;  
A61H 21/00  
See application file for complete search history.

(56) **References Cited**

**U.S. PATENT DOCUMENTS**

1,981,379 A \* 11/1934 Thomson ..... A63B 23/10  
482/51  
D188,402 S \* 7/1960 Wahl ..... D24/215  
2,991,586 A \* 7/1961 Dowell ..... A63H 1/32  
446/214  
3,356,367 A \* 12/1967 Tewksbury ..... A63B 23/0458  
280/228

3,636,946 A \* 1/1972 Hardy ..... A61H 15/00  
482/123  
4,126,129 A \* 11/1978 Rainbow ..... A61H 1/00  
601/134  
4,196,722 A \* 4/1980 Vanderwoude ..... A61H 23/06  
601/107  
4,589,880 A \* 5/1986 Dunn ..... A61F 6/08  
128/832  
4,801,140 A \* 1/1989 Bergeron ..... A63B 21/0004  
280/87.01  
5,554,102 A 9/1996 Chiou  
6,135,972 A 10/2000 Kuo  
6,228,001 B1 \* 5/2001 Johnson ..... A63B 21/028  
482/44  
7,485,102 B2 \* 2/2009 Zake ..... A61H 15/00  
601/134  
D630,760 S \* 1/2011 Imboden ..... D24/211  
D698,035 S \* 1/2014 Turner ..... D24/215  
D739,544 S \* 9/2015 Xia ..... D24/215  
D777,336 S \* 1/2017 Reid ..... D24/200  
D777,337 S \* 1/2017 Reid ..... D24/200

(Continued)

*Primary Examiner* — Sandra Snapp

(74) *Attorney, Agent, or Firm* — Seed IP Law Group LLP

(57) **CLAIM**

The ornamental design for a massage device, as shown and described.

**DESCRIPTION**

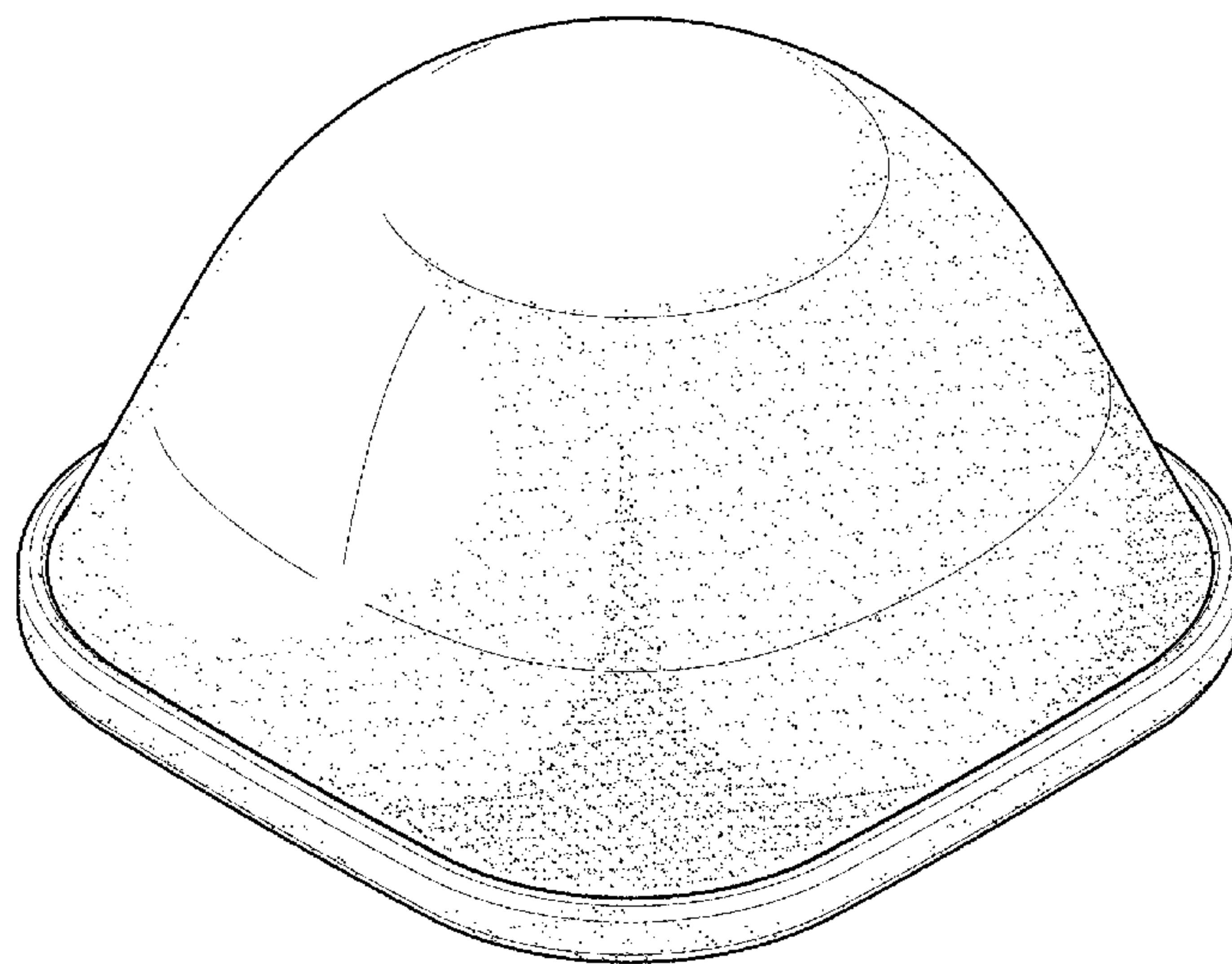
FIG. 1 is an isometric view of an embodiment of a message device showing my new design.

FIG. 2 is a top plan view of the message device of FIG. 1. FIG. 3 is a front elevational view of the message device of FIG. 1. The left side, right side, and rear elevational views are the same.

FIG. 4 is a bottom plan view of the message device of FIG. 1; and,

FIG. 5 is a cross-sectional view of the message device of FIG. 1 taken along line 5-5 in FIG. 2.

**1 Claim, 3 Drawing Sheets**



(56)

**References Cited**

U.S. PATENT DOCUMENTS

2002/0193714	A1	12/2002	Pecora	
2003/0125174	A1*	7/2003	Lin .....	A63B 21/154 482/148
2004/0006292	A1	1/2004	Joseph et al.	
2005/0049532	A1	3/2005	Lee	
2005/0085749	A1	4/2005	Baerwalde et al.	
2007/0249975	A1	10/2007	Pan et al.	
2008/0039747	A1	2/2008	Baerwalde et al.	
2011/0152035	A1	6/2011	Wahl	
2013/0090220	A1	4/2013	Bertram et al.	
2013/0123676	A1	5/2013	Fallstich	
2013/0178766	A1	7/2013	Abdur-Raouf	
2013/0178768	A1	7/2013	Dalebout et al.	
2013/0231594	A1	9/2013	Bennett	
2013/0261517	A1	10/2013	Rodgers	
2013/0324382	A1	12/2013	Wilson	
2014/0088352	A1	3/2014	Maurette	
2014/0128786	A1	5/2014	Ross	
2015/0223970	A1*	8/2015	Holland .....	A61F 7/10 601/19
2017/0231851	A1*	8/2017	Faussett .....	A61H 1/008 601/135

\* cited by examiner

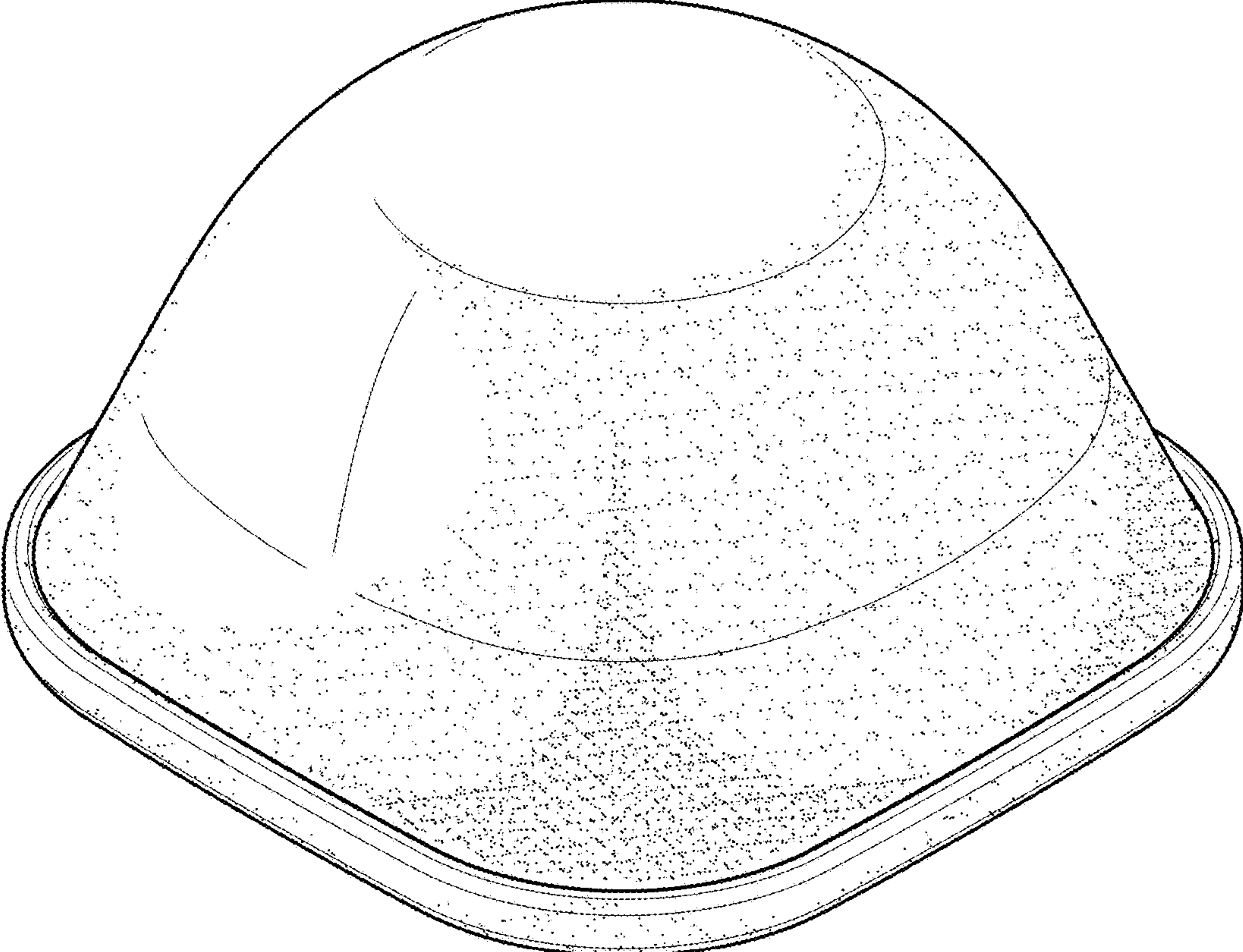


FIG. 1



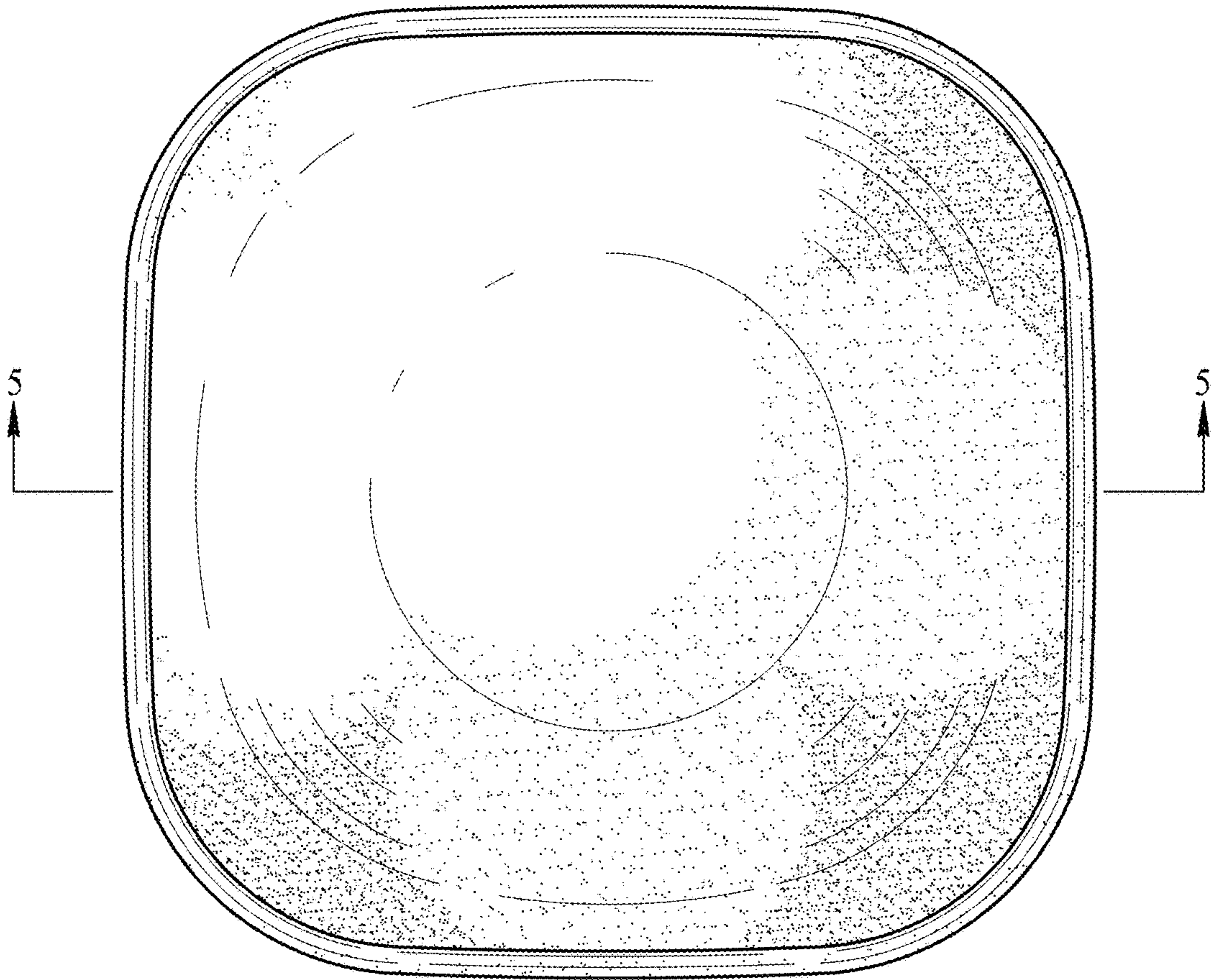


FIG. 2

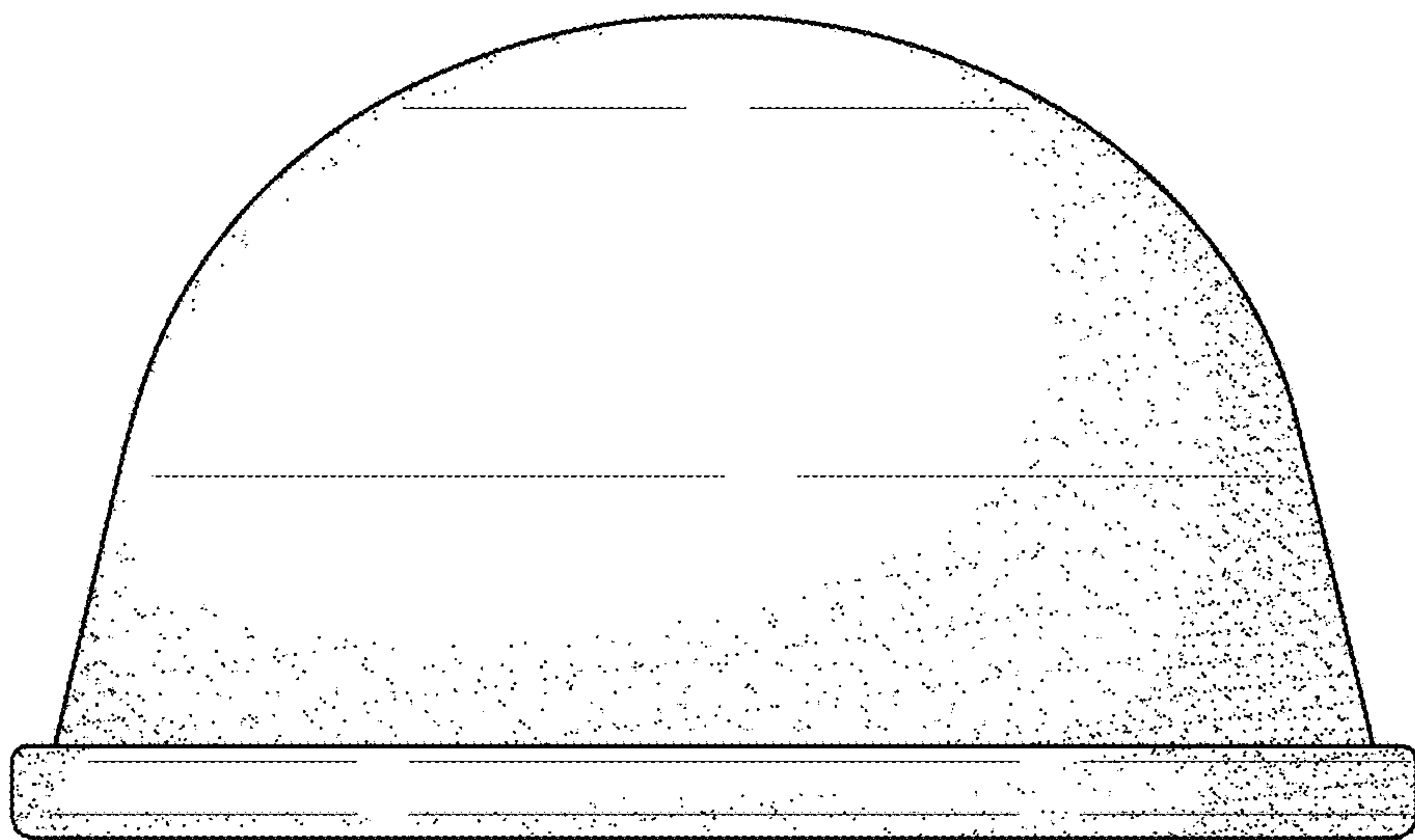


FIG. 3

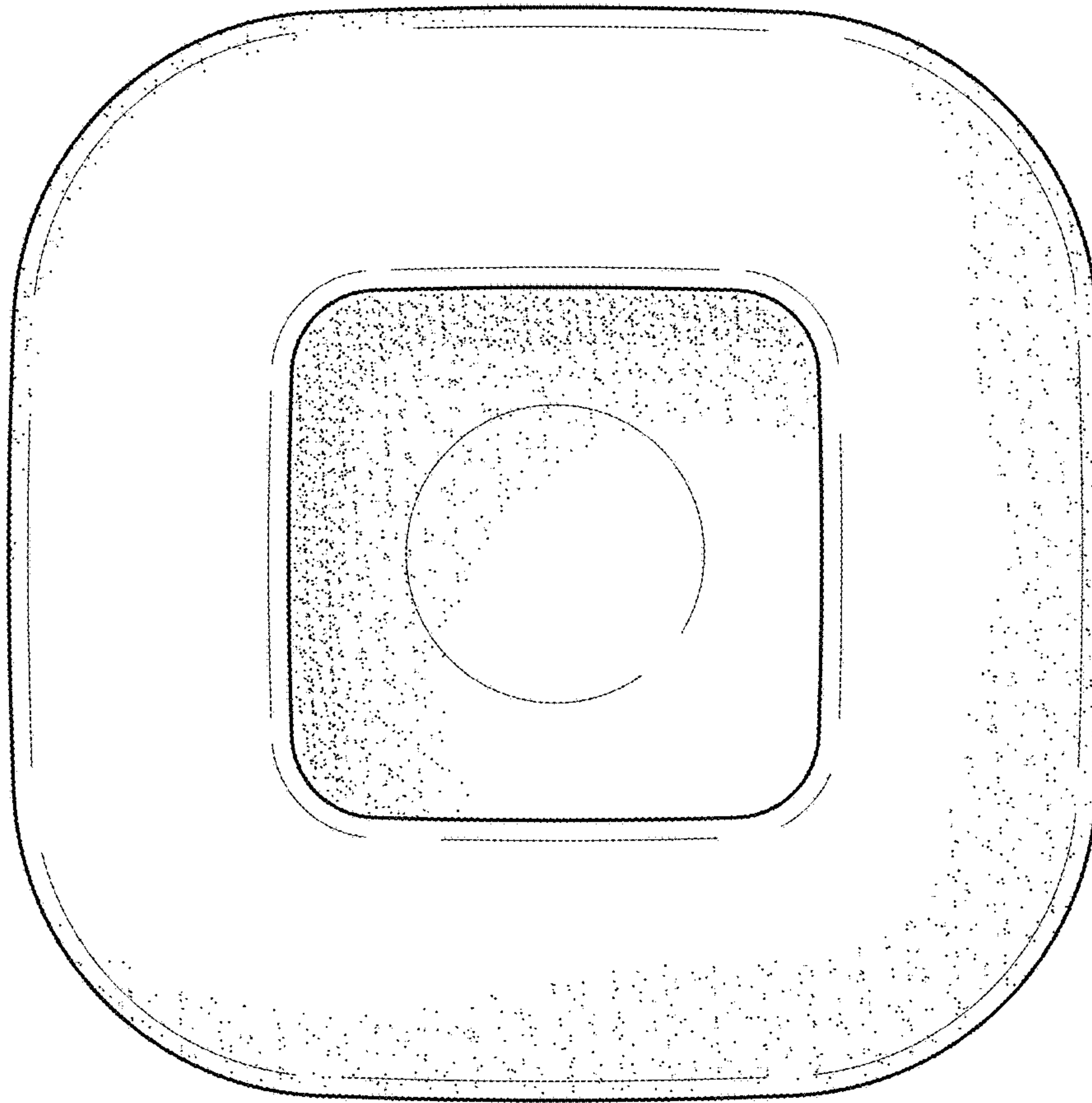


FIG. 4

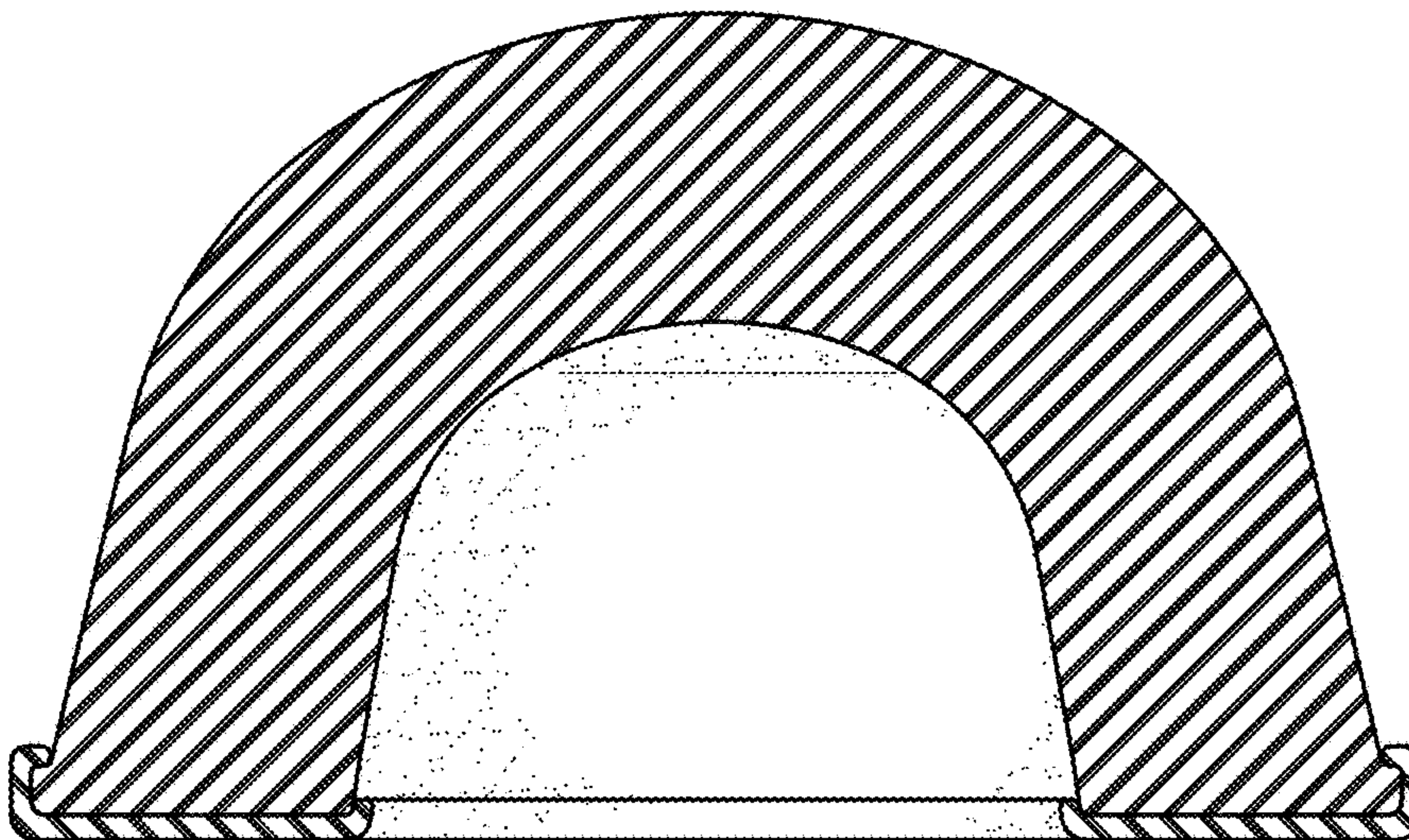


FIG. 5