



US00D827137S

(12) **United States Design Patent**
Miller

(10) **Patent No.:** **US D827,137 S**

(45) **Date of Patent:** **** Aug. 28, 2018**

- (54) **SLEEVE FOR USE WITH A DENTAL INSTRUMENT**
- (71) Applicant: **TIDI Securement Products, LLC**,
Neenah, WI (US)
- (72) Inventor: **Kurt Miller**, Neenah, WI (US)
- (73) Assignee: **TIDI Securement Products, LLC**,
Neenah, WI (US)
- (**) Term: **15 Years**
- (21) Appl. No.: **29/609,304**
- (22) Filed: **Jun. 29, 2017**
- Related U.S. Application Data**
- (63) Continuation of application No. 14/279,116, filed on
May 15, 2014, which is a continuation-in-part of
application No. 29/482,554, filed on Feb. 19, 2014,
now Pat. No. Des. 731,652.
- (51) **LOC (11) Cl.** **24-02**
- (52) **U.S. Cl.**
USPC **D24/152**
- (58) **Field of Classification Search**
USPC D24/152, 176-177, 128; D9/711-712;
D10/113.2; 433/114, 116
CPC .. A61C 1/16; A61C 1/08; A61C 1/088; A61B
1/00142
See application file for complete search history.

- (56) **References Cited**
U.S. PATENT DOCUMENTS
- 4,884,968 A * 12/1989 Stien A61C 1/16
433/116
- 5,197,875 A * 3/1993 Nerli A61C 1/16
433/116

- 5,328,368 A * 7/1994 Lansing A61C 1/16
433/116
- 5,332,092 A * 7/1994 Fischer A61M 5/002
206/305
- 6,077,073 A * 6/2000 Jacob A61C 1/16
433/29
- D774,193 S * 12/2016 Makmel D24/152
- 2001/0021497 A1* 9/2001 Roslan-Szulc A61C 1/16
433/116
- 2002/0103462 A1* 8/2002 Nesbitt A61C 1/16
604/198
- 2005/0181327 A1* 8/2005 Graham A61C 1/16
433/116

* cited by examiner

Primary Examiner — Wan Laymon
(74) *Attorney, Agent, or Firm* — Boyle Fredrickson, S.C.

(57) **CLAIM**

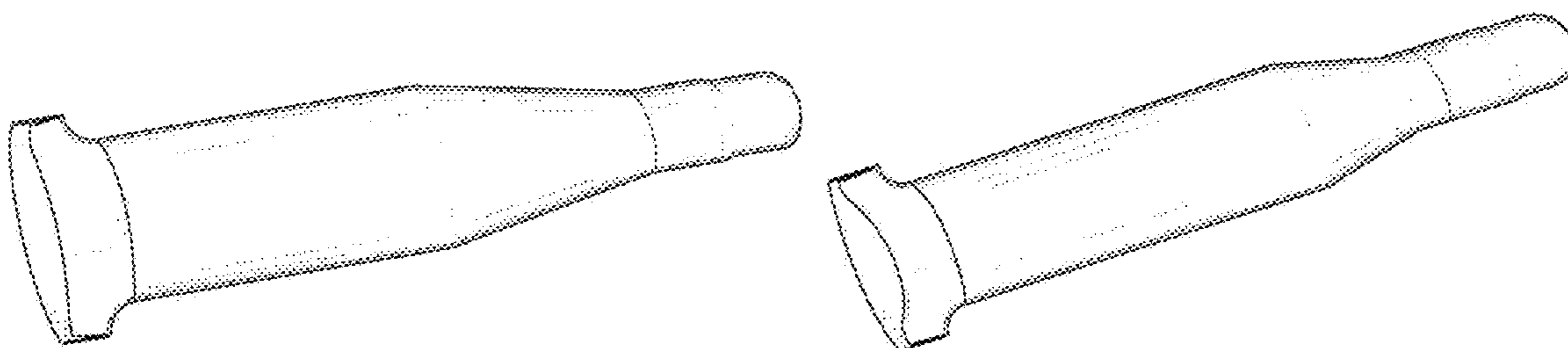
The ornamental design for a sleeve for use with a dental instrument, as shown and described.

DESCRIPTION

FIG. 1 illustrates an isometric view of a sleeve for use with a dental instrument;
 FIG. 2 illustrates a side elevation view of the sleeve of FIG. 1;
 FIG. 3 illustrates an isometric view of a sleeve for use with a dental instrument; and,
 FIG. 4 illustrates a side elevation view of the sleeve of FIG. 3.

The surface shading illustrated in the drawings is provided merely to highlight the contour of the design and is not part of the claimed design. All surfaces not shown form no part of the claimed design.

1 Claim, 2 Drawing Sheets



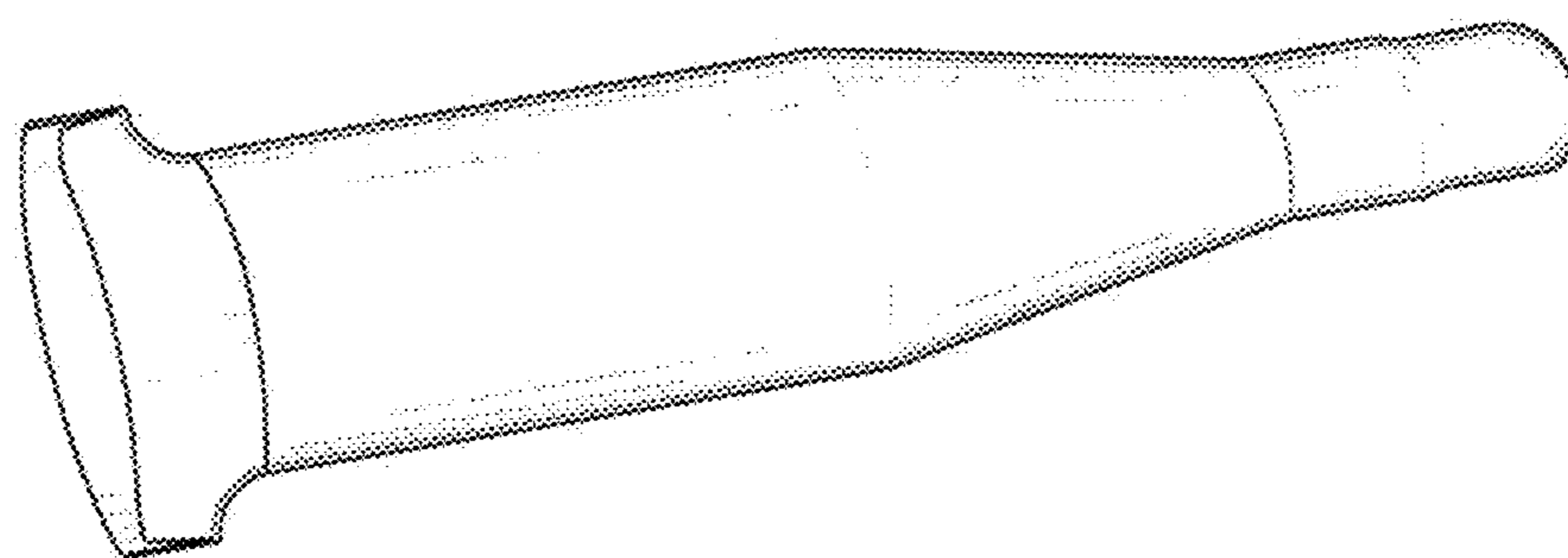


FIG. 1

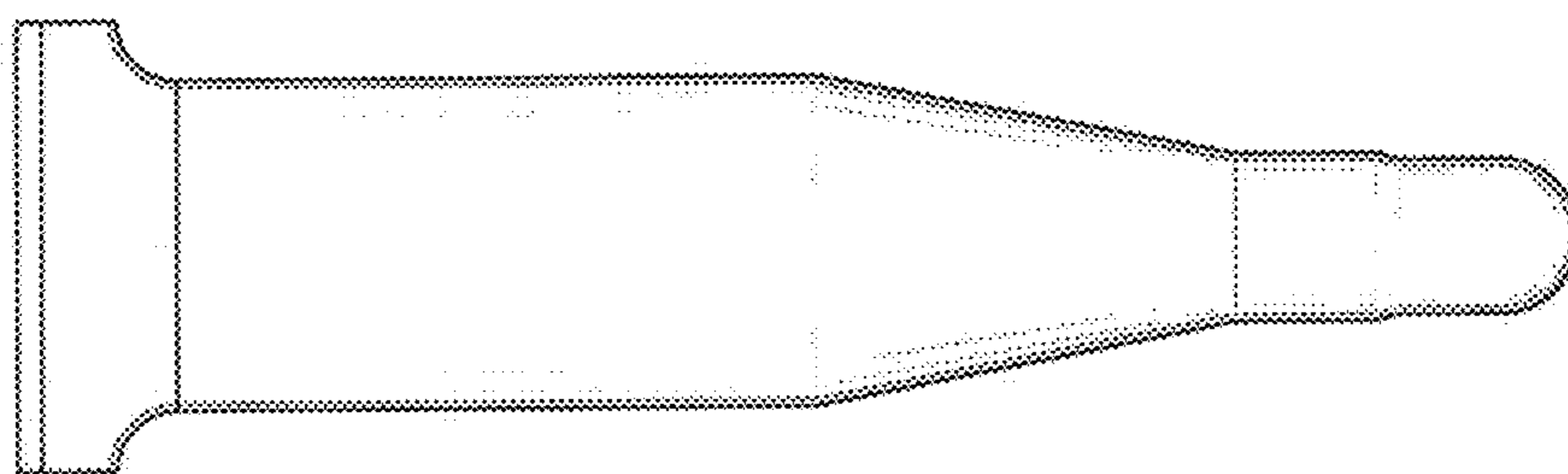


FIG. 2

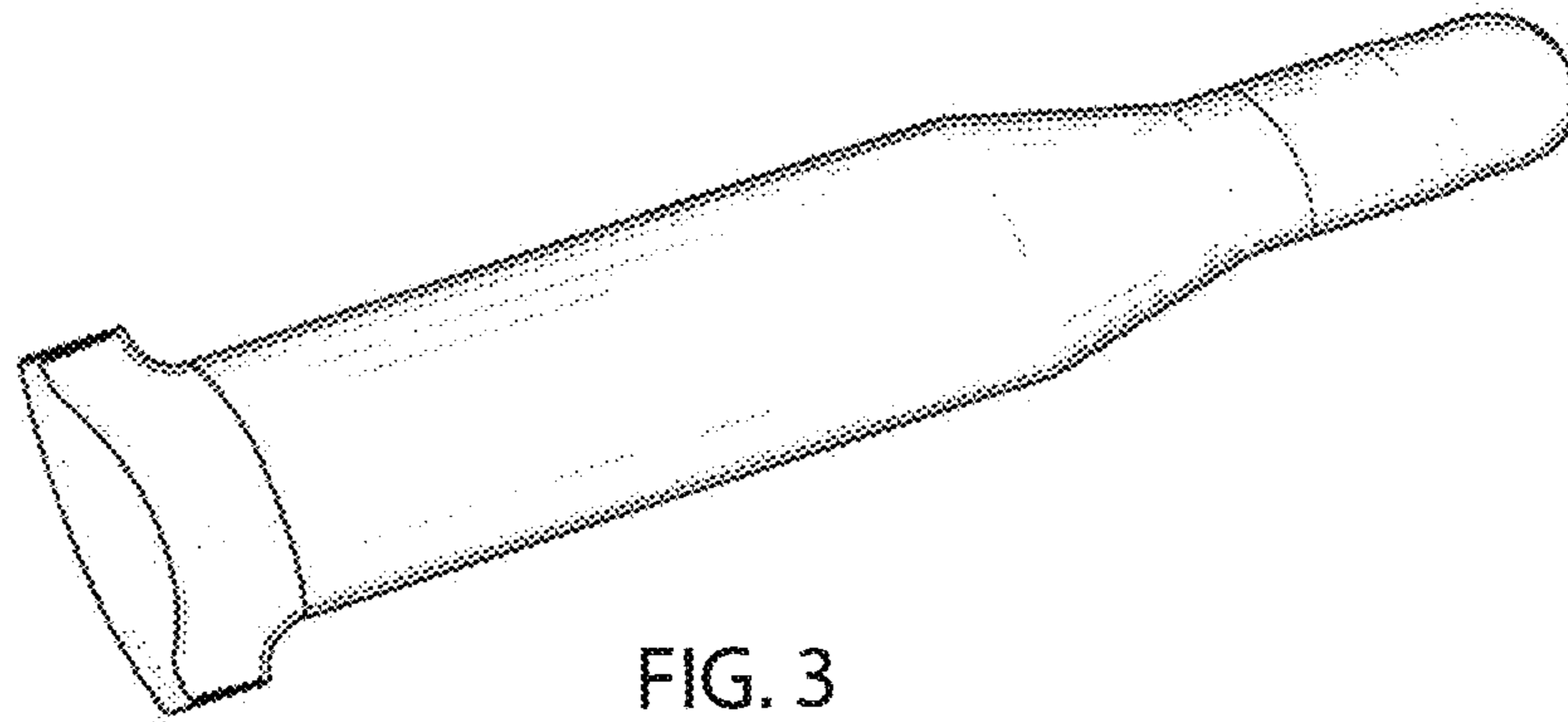


FIG. 3

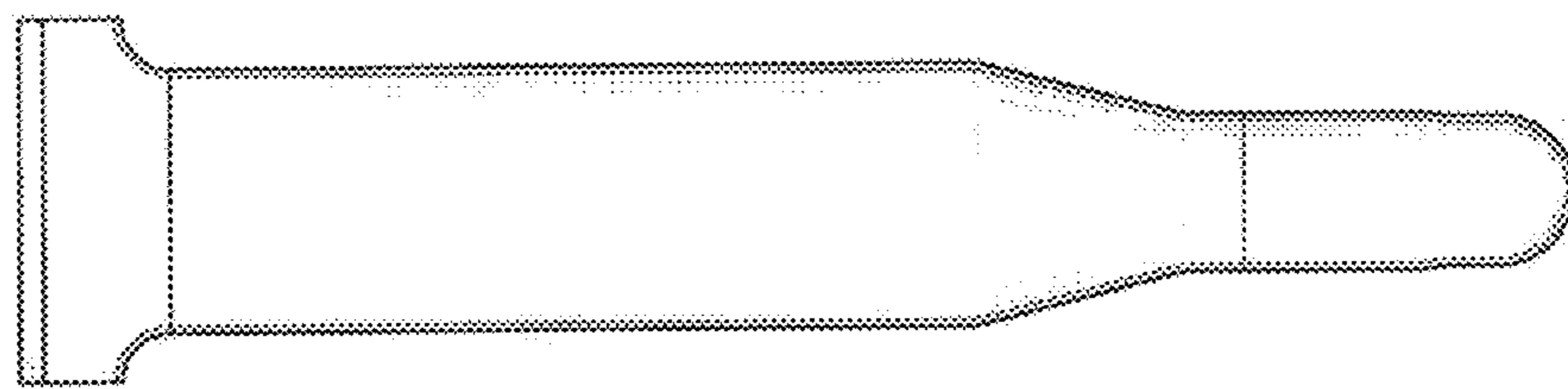


FIG. 4