



US00D827114S

(12) **United States Design Patent**  
**Takagi et al.**

(10) **Patent No.:** **US D827,114 S**  
(45) **Date of Patent:** **\*\* Aug. 28, 2018**

(54) **HEAT STORAGE BODY FOR INDUSTRIAL FURNACE**

(71) Applicant: **TYK CORPORATION**, Tokyo (JP)

(72) Inventors: **Osamu Takagi**, Tajimi (JP); **Shuichi Adachi**, Tajimi (JP)

(73) Assignee: **TYK CORPORATION**, Tokyo (JP)

(\*\*) Term: **15 Years**

(21) Appl. No.: **29/575,026**

(22) Filed: **Aug. 22, 2016**

(30) **Foreign Application Priority Data**

Mar. 9, 2016 (JP) ..... 2016-005253

(51) **LOC (11) Cl.** ..... **23-03**

(52) **U.S. Cl.**  
USPC ..... **D23/329**

(58) **Field of Classification Search**  
USPC ..... D23/314, 319, 322, 323, 341, 344, 329;  
D15/5  
CPC ..... F28D 20/0056; F28D 2020/006; F28D  
2020/0065; F28D 21/0001; F28D  
21/0003; F28D 20/00; F28D 2020/0004;  
F28D 2020/0021; F28D 20/0034; F28D  
21/0005; F28D 21/0008; F28D  
2021/0029; B23P 15/26

See application file for complete search history.

(56) **References Cited**

**U.S. PATENT DOCUMENTS**

4,170,982 A \* 10/1979 Gottier ..... F24H 7/0458  
110/304  
4,715,978 A \* 12/1987 Yano ..... C09K 5/063  
252/70

D686,710 S \* 7/2013 Towiwat ..... D23/323  
D686,711 S \* 7/2013 Towiwat ..... D23/323  
2011/0115223 A1 \* 5/2011 Stahlkopf ..... F01K 13/02  
290/7  
2015/0211805 A1 \* 7/2015 Kuo ..... F28D 17/02  
165/110  
2015/0377562 A1 \* 12/2015 Buckrell ..... F28F 1/40  
165/181  
2016/0161132 A1 \* 6/2016 Kuo ..... F24F 5/0021  
62/438  
2016/0370124 A1 \* 12/2016 Ide ..... F28D 20/023

\* cited by examiner

*Primary Examiner* — T Chase Nelson

*Assistant Examiner* — Ania Aman

(74) *Attorney, Agent, or Firm* — Kenichiro Yoshida

(57) **CLAIM**

The ornamental design for a heat storage body for industrial furnace, as shown and described.

**DESCRIPTION**

FIG. 1 is a front elevational view of a heat storage body for industrial furnace showing our new design, a rear elevational view being identical thereto;  
FIG. 2 is a top plan view thereof, a bottom plan view being identical thereto;  
FIG. 3 is a right side elevational view thereof, a left side elevational view being identical thereto;  
FIG. 4 is a perspective view thereof; and,  
FIG. 5 is a sectional view taken along line 5-5 of FIG. 1.

**1 Claim, 5 Drawing Sheets**

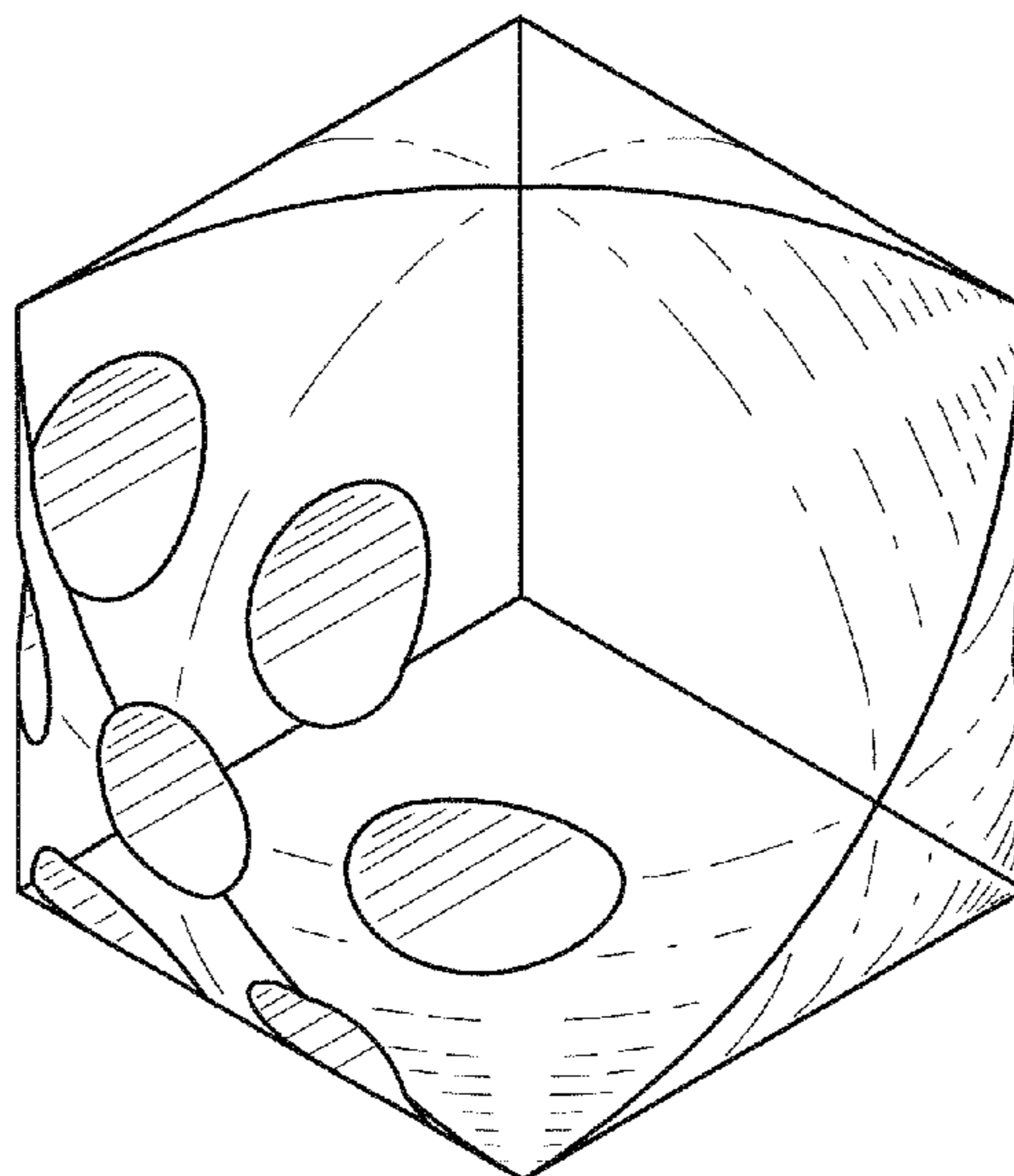


Fig. 1

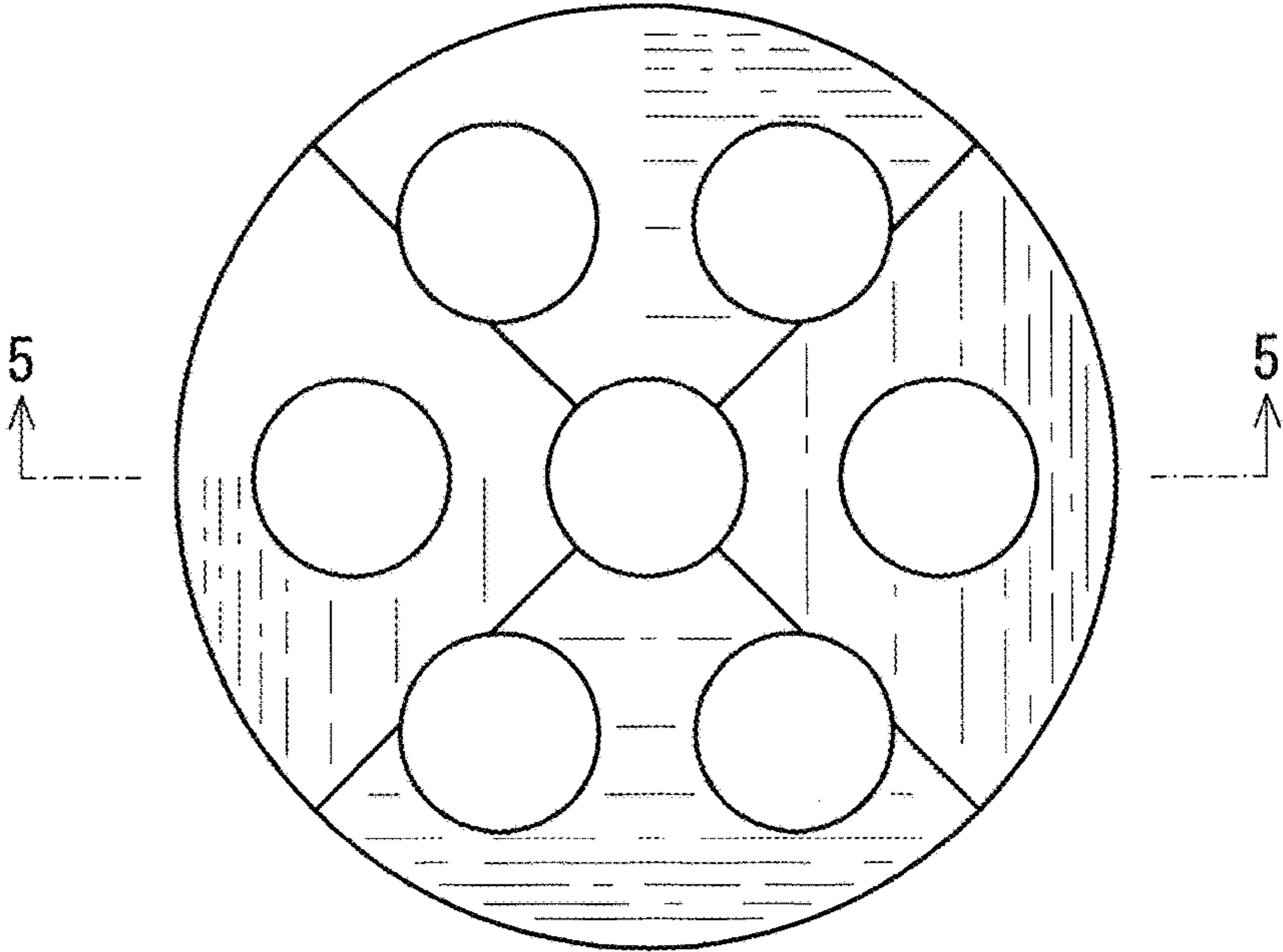


Fig. 2

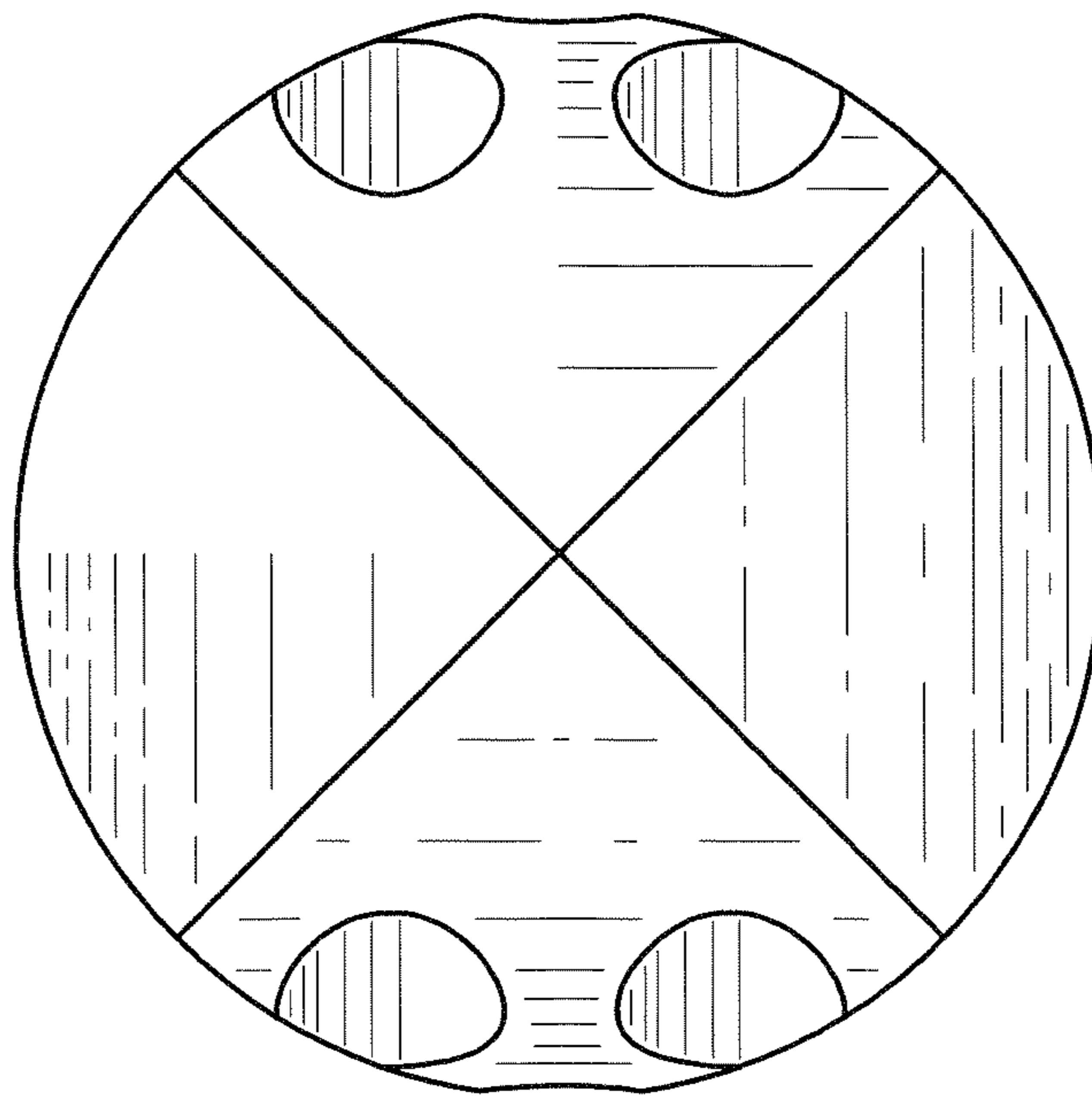


Fig. 3

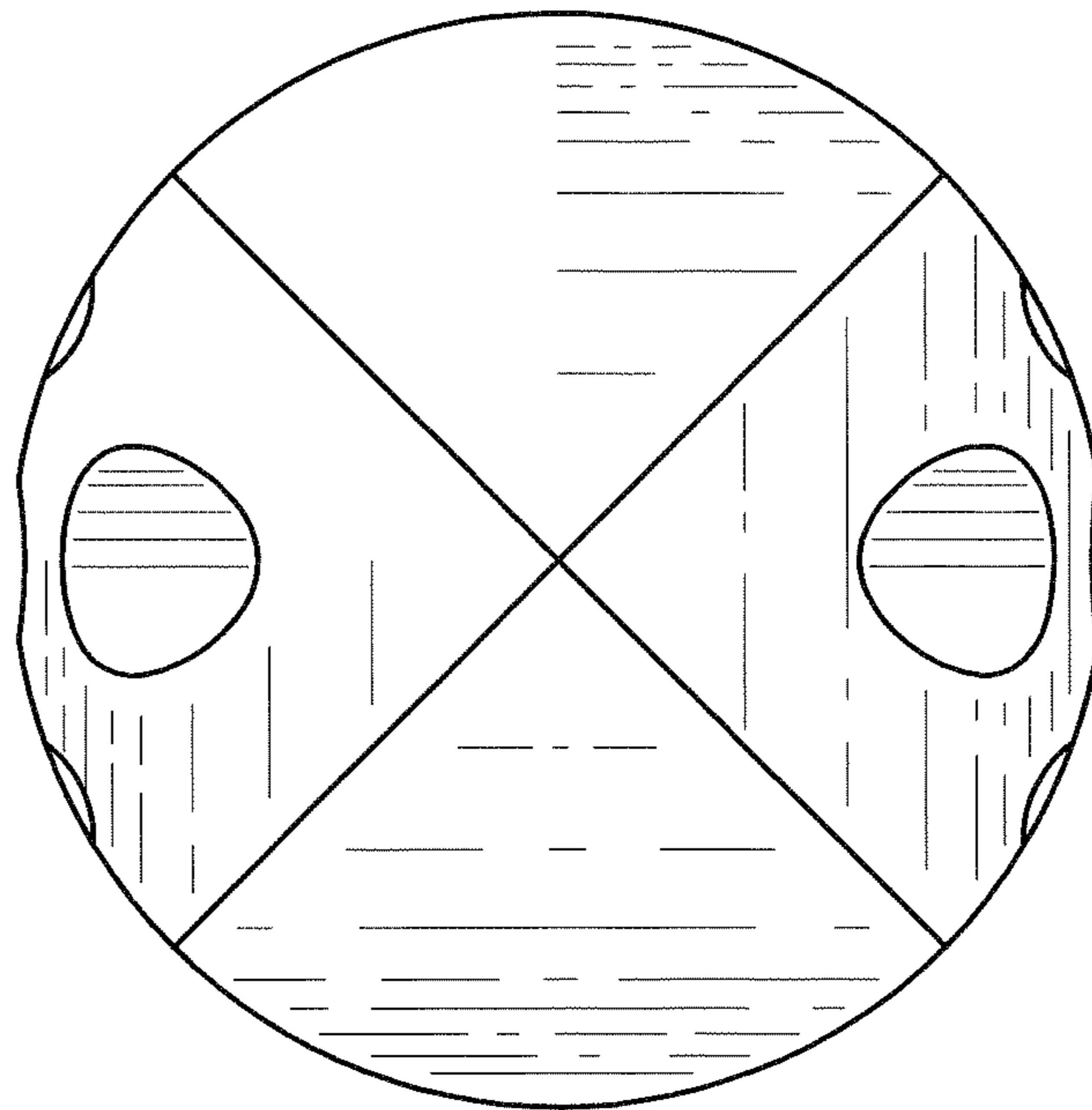


Fig. 4

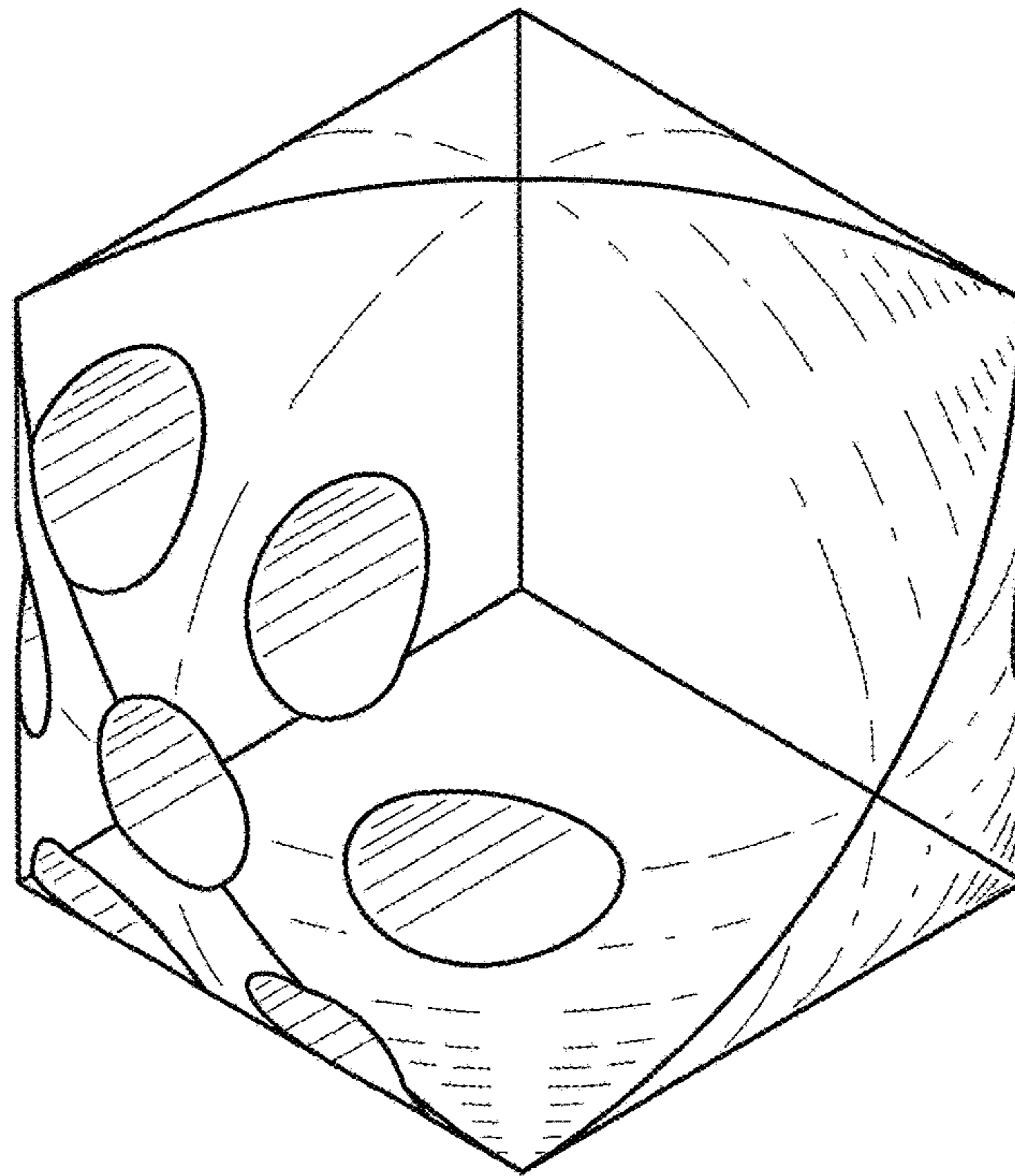


Fig. 5

