



US00D827085S

(12) **United States Design Patent** (10) **Patent No.:** **US D827,085 S**
Lu (45) **Date of Patent:** **** *Aug. 28, 2018**

(54) **KNIFE**

(71) Applicant: **Neptune Trading, Inc.**, Ontario, CA (US)

(72) Inventor: **Margaret Lu**, Edmond, OK (US)

(73) Assignee: **Neptune Trading, Inc.**, Ontario, CA (US)

(*) Notice: This patent is subject to a terminal disclaimer.

(**) Term: **14 Years**

(21) Appl. No.: **29/521,267**

(22) Filed: **Mar. 21, 2015**

(51) **LOC (11) Cl.** **22-06**

(52) **U.S. Cl.**
USPC **D22/118**

(58) **Field of Classification Search**
USPC D22/117–120; D8/95–99; 30/151–155,
30/160–161, 294, 329, 333–334,
30/336–338, 340; D7/649
CPC B26B 1/00; B26B 1/042; B26B 1/044;
B26B 1/048; B26B 3/06

See application file for complete search history.

(56) **References Cited**

U.S. PATENT DOCUMENTS

5,490,332 A *	2/1996	Levin	B26B 3/06 30/160
D397,190 S *	8/1998	Balolia	D22/118
D704,793 S *	5/2014	Dahan	D22/118
D755,343 S *	5/2016	Freeman	D22/118
D765,216 S *	8/2016	Tom	D22/118
D765,217 S *	8/2016	Tom	D22/118

* cited by examiner

Primary Examiner — Catherine R Oliver-Garcia

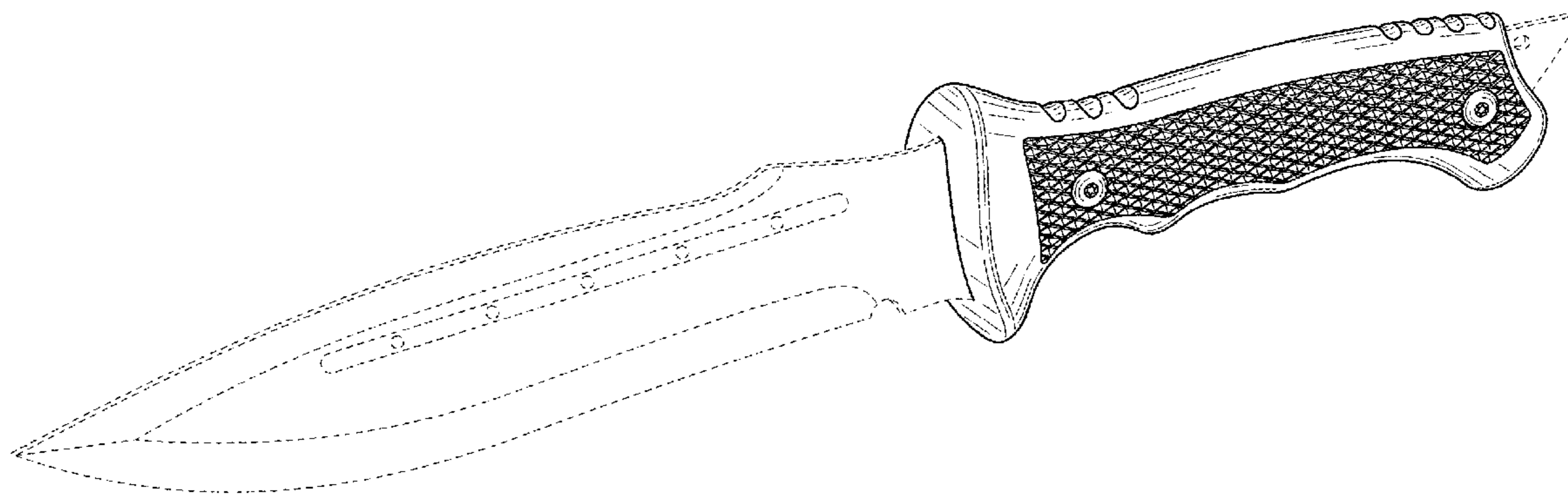
(57) **CLAIM**

The ornamental design for a knife, as shown and described.

DESCRIPTION

FIG. 1 is a perspective view of a knife;
FIG. 2 is a left side view thereof;
FIG. 3 is a right side view thereof;
FIG. 4 is a rear view thereof;
FIG. 5 is a front view thereof;
FIG. 6 is a top view thereof; and,
FIG. 7 is a bottom view thereof.
The broken lines depict environmental structure that forms no part of the claimed design.

1 Claim, 3 Drawing Sheets



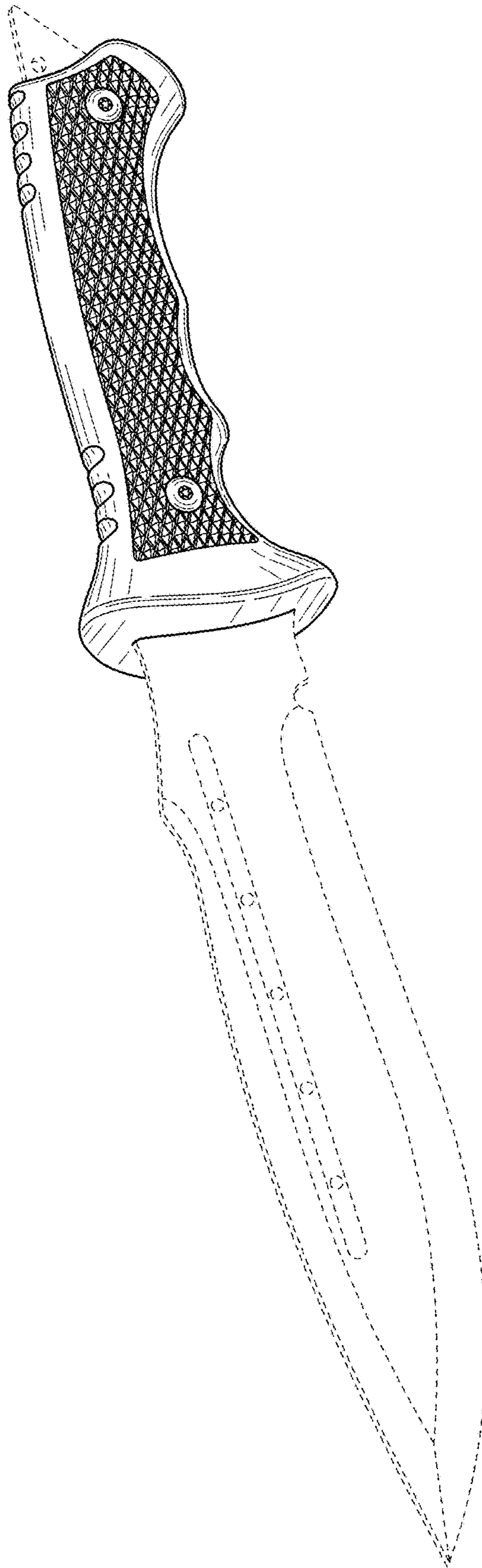


FIG. 1

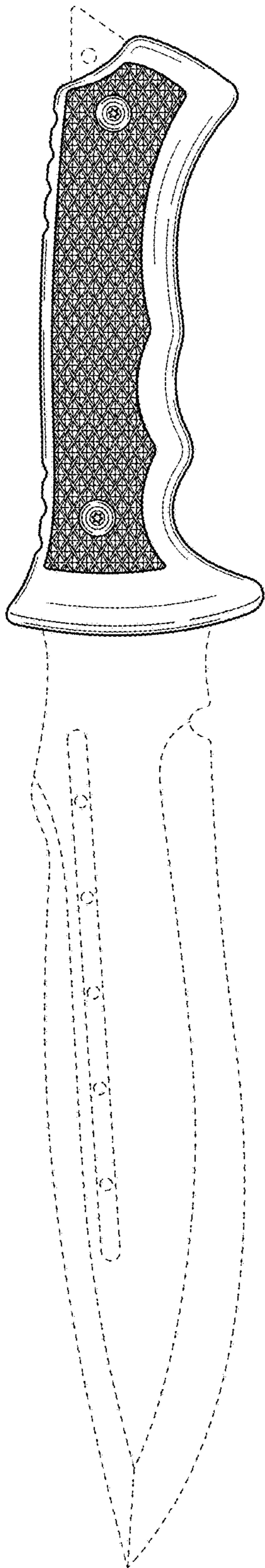


FIG. 2

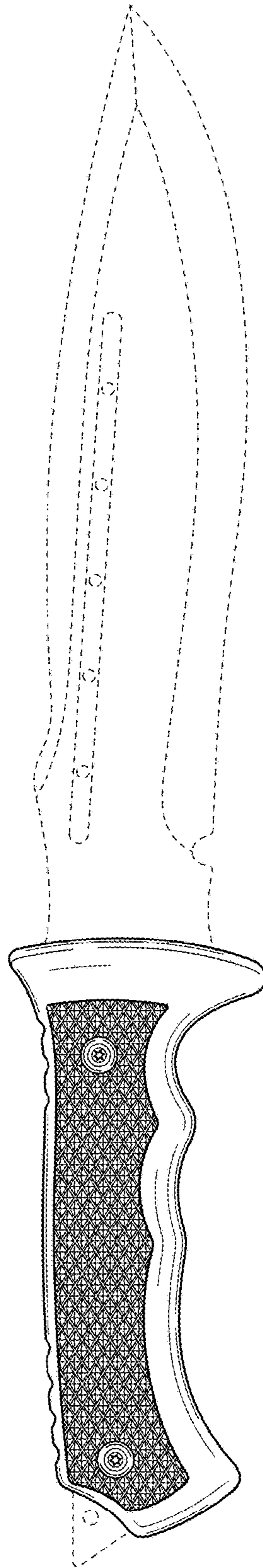


FIG. 3

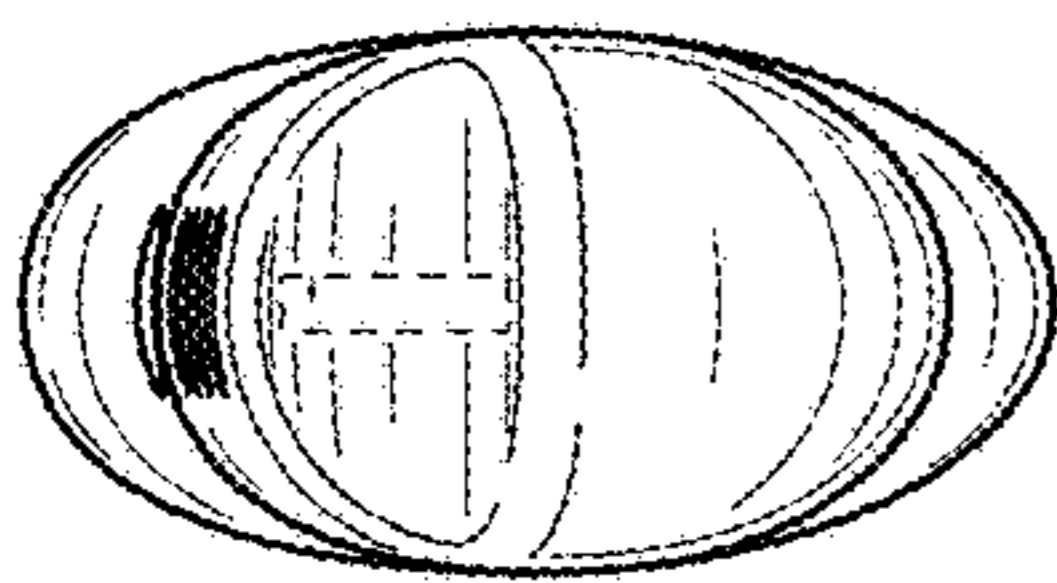


FIG. 4

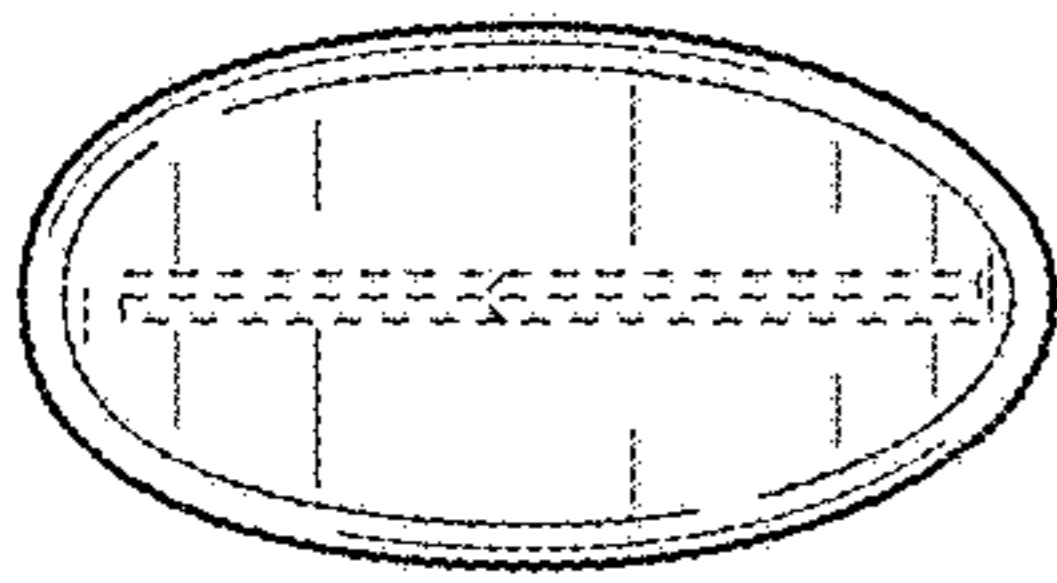


FIG. 5

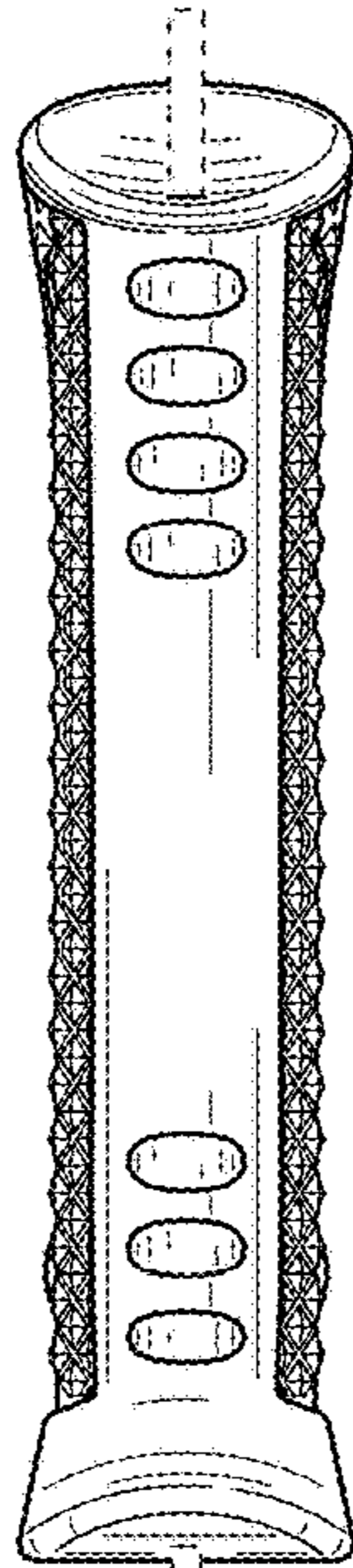


FIG. 6

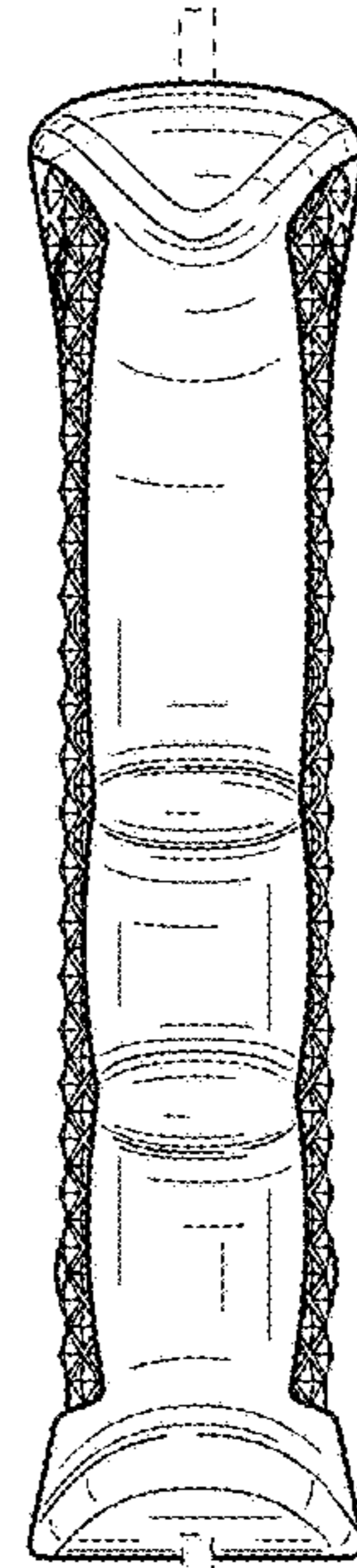


FIG. 7