



US00D827079S

(12) **United States Design Patent** (10) **Patent No.:** **US D827,079 S**
Ligeri (45) **Date of Patent:** **** Aug. 28, 2018**

(54) **WHOOPEE CUSHION** 2006/0009319 A1* 1/2006 Nelson A63B 43/00
473/571
(71) Applicant: **Kangaroo Manufacturing, Inc.,** 2006/0060073 A1* 3/2006 Wendt G10K 9/04
Tempe, AZ (US) 84/743
(72) Inventor: **Justin N Ligeri, Sebring, FL (US)** 2014/0256213 A1* 9/2014 Copeland A63H 3/006
446/268

(**) Term: **15 Years**

(21) Appl. No.: **29/606,292**

(22) Filed: **Jun. 2, 2017**

(51) **LOC (11) Cl.** **21-03**

(52) **U.S. Cl.**
USPC **D21/812**

(58) **Field of Classification Search**
USPC D21/811, 812, 627, 659; D6/595,
D6/597-599, 601, 604; 383/3;
52/2.11-2.26

CPC A63B 43/00; G10K 9/04
See application file for complete search history.

(56) **References Cited**

U.S. PATENT DOCUMENTS

D88,628 S * 12/1932 Cabell D21/627
D190,184 S * 4/1961 Shurtleff D21/659
3,802,009 A * 4/1974 Clemente A63B 31/04
273/458
D336,943 S * 6/1993 Ekstein D21/630
D346,087 S * 4/1994 VonHeck D6/601
D352,414 S * 11/1994 Butler D6/597
5,454,642 A * 10/1995 De Luca B65D 81/052
206/522
D373,920 S * 9/1996 Stephan D21/443
D397,382 S * 8/1998 Gensler D21/648
D397,901 S * 9/1998 Williams D6/599
D504,044 S * 4/2005 Marin D6/597

OTHER PUBLICATIONS

https://www.huffingtonpost.com/2015/03/12/poop-emoji-ice-cream_n_6857388.html.
<http://www.businessinsider.com/microsoft-windows-poop-emoji-discussion-2015-8>.
<https://www.npr.org/sections/alltechconsidered/2015/04/27/402003080/canadians-love-poop>.
Jochet, Lindsey A., Whoopee Cushion, jochets.com, accessed Jul. 25, 2017, 5 pages.
ebay.com, Cell Phone Poop Shaped Message Icon Emoji Poo Emoticon Soft Pad Cushion Pillow UB, accessed Jul. 25, 2017, 3 pages.

* cited by examiner

Primary Examiner — Mitchell I. Siegel
(74) *Attorney, Agent, or Firm* — Goldstein Law Offices, P.C.


(57) **CLAIM**

I claim the ornamental design for a whoopee cushion, as shown and described herein.

DESCRIPTION

FIG. 1 is a perspective view of my whoopee cushion;
FIG. 2 is a front view thereof;
FIG. 3 is a rear view thereof;
FIG. 4 is a right side elevation view thereof;
FIG. 5 is a left side elevation view thereof;
FIG. 6 is a top view thereof; and,
FIG. 7 is a bottom view thereof.

1 Claim, 3 Drawing Sheets






FIG. 1




FIG. 3




FIG. 2

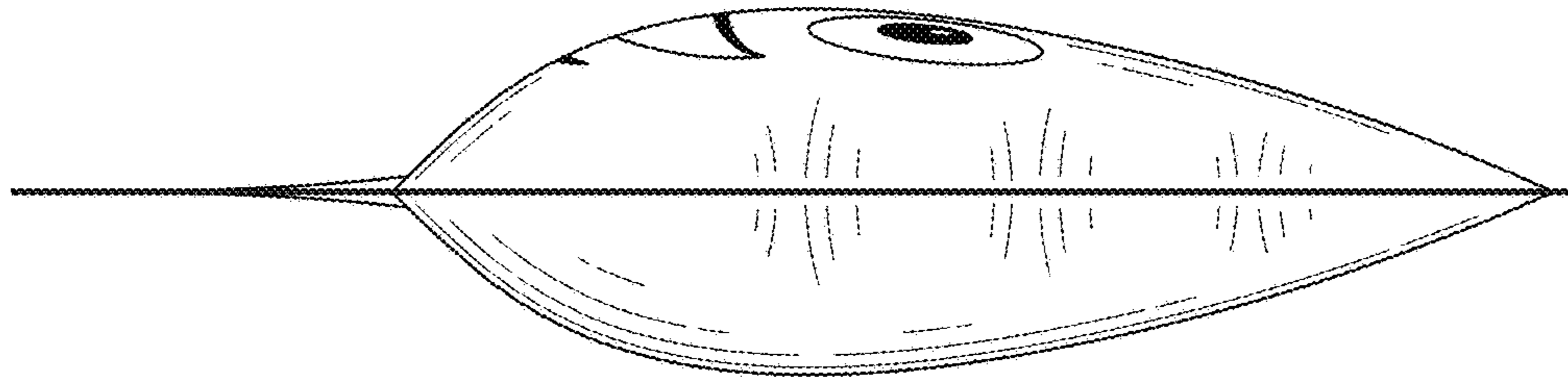


FIG. 4

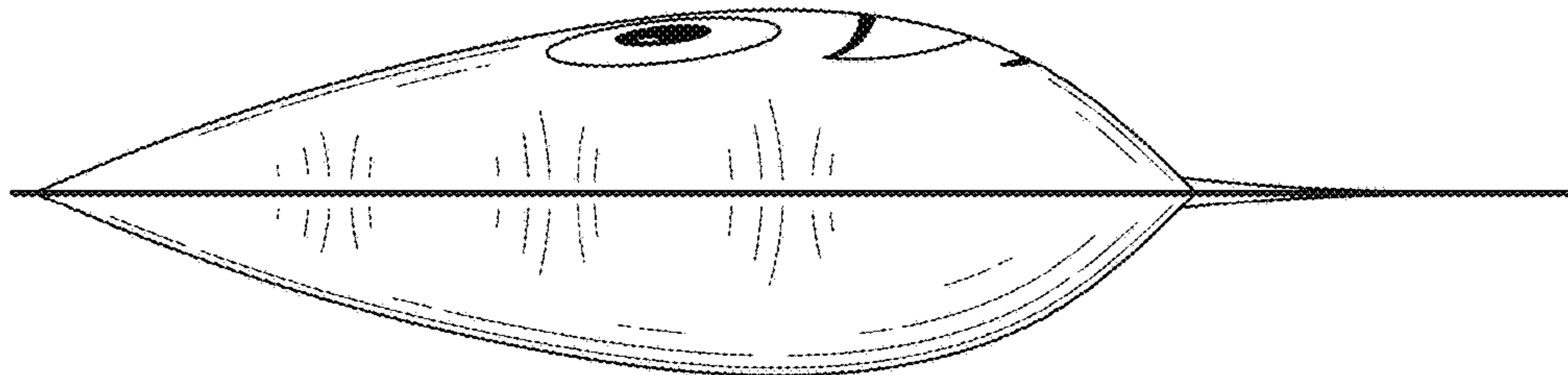


FIG. 5

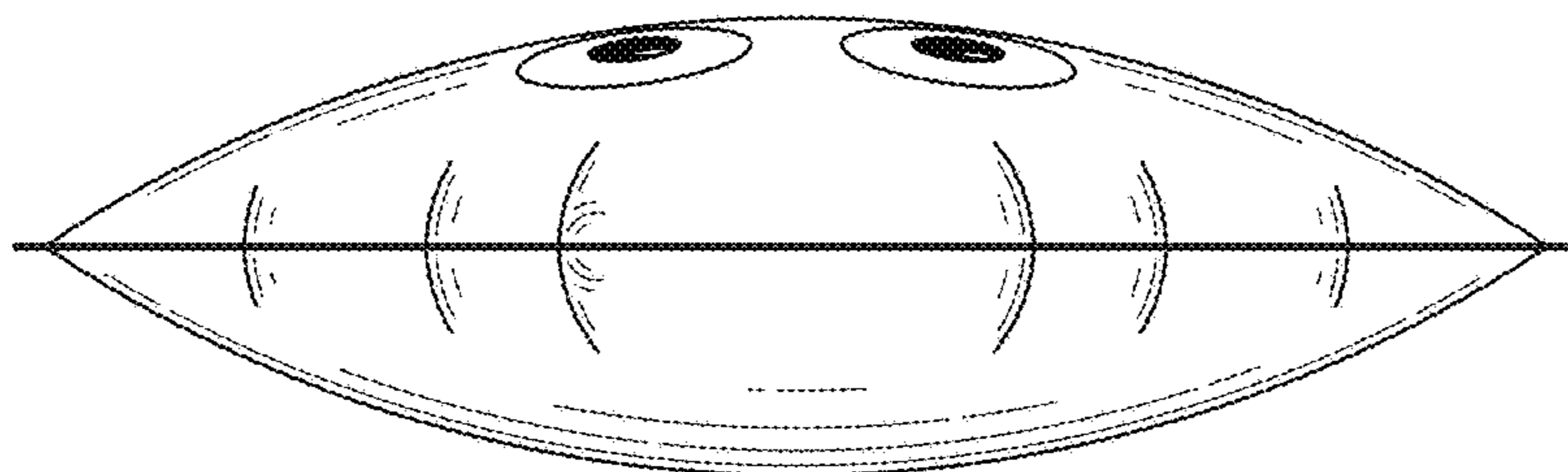


FIG. 6

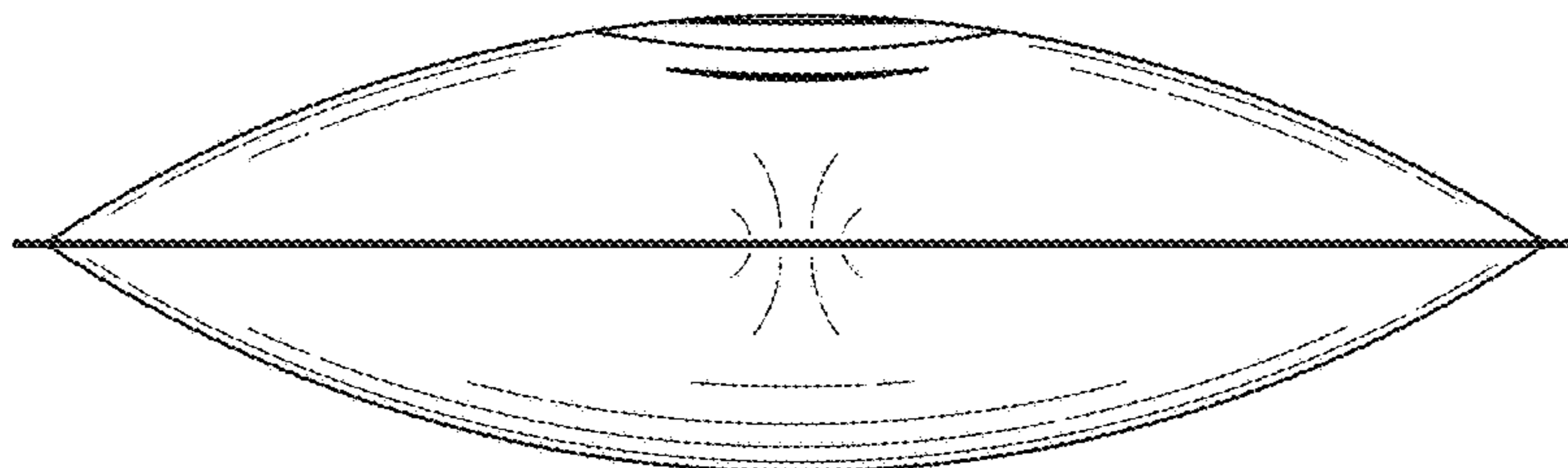


FIG. 7