



US00D827073S

(12) **United States Design Patent** (10) **Patent No.:** **US D827,073 S**
Seagram et al. (45) **Date of Patent:** **** Aug. 28, 2018**

- (54) **GOLF CLUB HEAD**
- (71) Applicant: **DUNLOP SPORTS CO. LTD.**,
Kobe-shi, Hyogo (JP)
- (72) Inventors: **Phillip C. Seagram**, Huntington Beach,
CA (US); **Mika Becktor**, New York,
NY (US)
- (73) Assignee: **DUNLOP SPORTS CO. LTD.**, Kobe
(JP)
- (**) Term: **15 Years**
- (21) Appl. No.: **29/607,078**
- (22) Filed: **Jun. 9, 2017**
- (51) **LOC (11) Cl.** **21-02**
- (52) **U.S. Cl.**
USPC **D21/759**
- (58) **Field of Classification Search**
USPC D21/733, 747-752, 759
CPC A63B 53/00; A63B 53/02; A63B 53/04;
A63B 53/0466; A63B 53/047; A63B
53/0475; A63B 2053/0479; A63B
2053/0483; A63B 2053/0445; A63B
60/00; A63B 60/46; A63B 2053/002;
A63B 2053/0433; A63B 2053/0491;
A63B 2053/0437
See application file for complete search history.

- (56) **References Cited**
U.S. PATENT DOCUMENTS
D507,615 S * 7/2005 Imamoto D21/752
D532,853 S * 11/2006 Oldknow D21/752

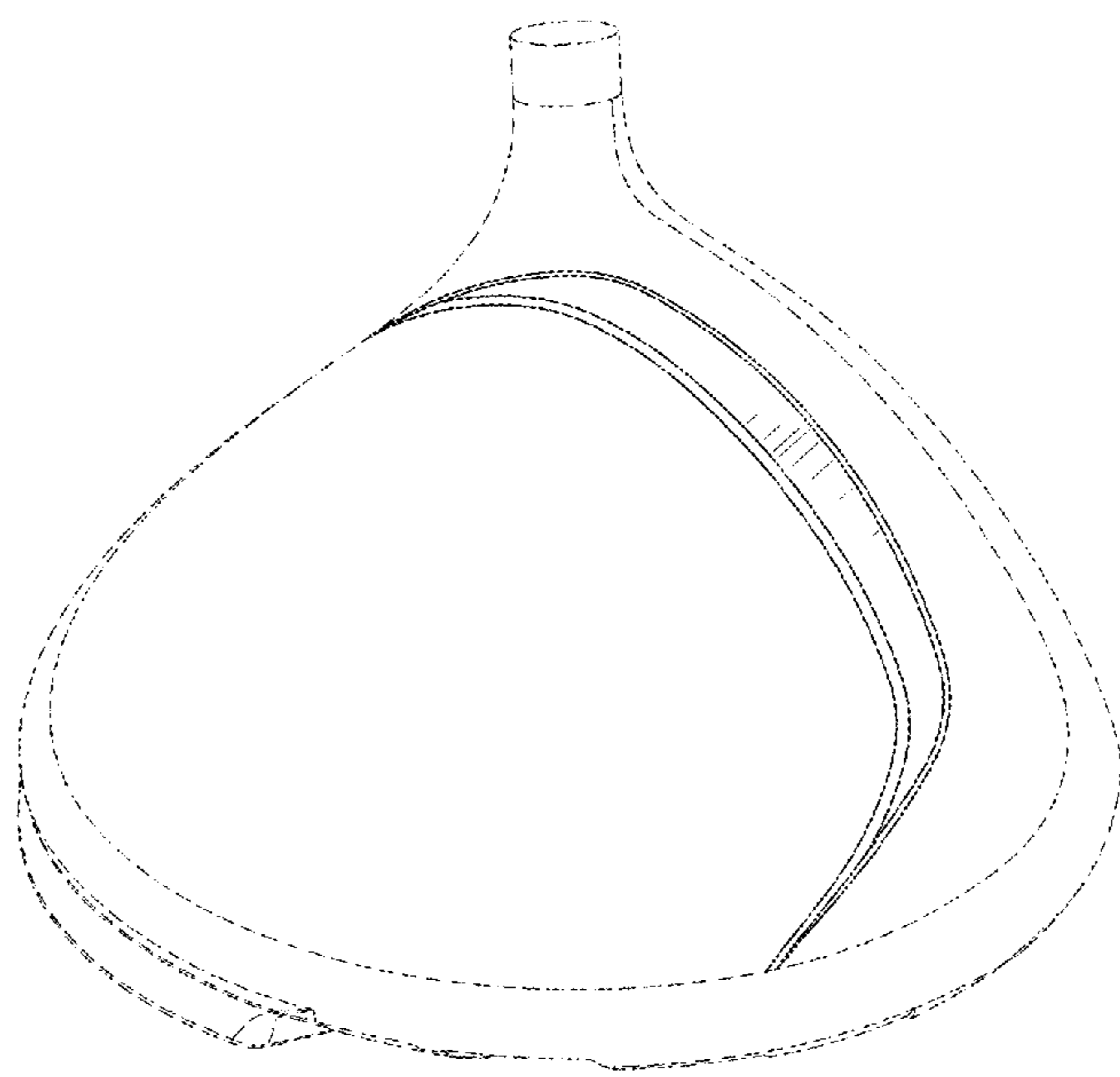
- D543,600 S * 5/2007 Oldknow D21/759
- D617,859 S * 6/2010 Llewellyn D21/752
- D617,860 S * 6/2010 Foster D21/752
- D694,844 S * 12/2013 Kim D21/759
- D733,825 S * 7/2015 Kim D21/759
- D736,877 S * 8/2015 Foster D21/759
- D738,976 S * 9/2015 Kim D21/759
- D763,996 S * 8/2016 Kim D21/759
- D763,997 S * 8/2016 Tang D21/759
- D767,067 S * 9/2016 Foster D21/759
- D788,239 S * 5/2017 Kim D21/759
- D801,465 S * 10/2017 Tang D21/759
- D805,149 S * 12/2017 Foster D21/759
- D811,503 S * 2/2018 Bacon D21/752
- D812,703 S * 3/2018 Tang D21/752
- D814,582 S * 4/2018 Bacon D21/752
- D814,583 S * 4/2018 Stokke D21/752
- D815,223 S * 4/2018 Stokke D21/752

* cited by examiner
Primary Examiner — Mitchell I. Siegel
(74) *Attorney, Agent, or Firm* — Oliff PLC

(57) **CLAIM**
The ornamental design for a golf club head, as shown and described.

DESCRIPTION
FIG. 1 is a top, toe-side, rear perspective view of the golf club head;
FIG. 2 is a rear elevational view thereof;
FIG. 3 is a top plan view thereof;
FIG. 4 is a toe-side elevational view thereof; and,
FIG. 5 is a heel-side elevational view thereof.
The broken lines depict unclaimed parts of the golf club head, and thus form no part of the claimed design.

1 Claim, 4 Drawing Sheets



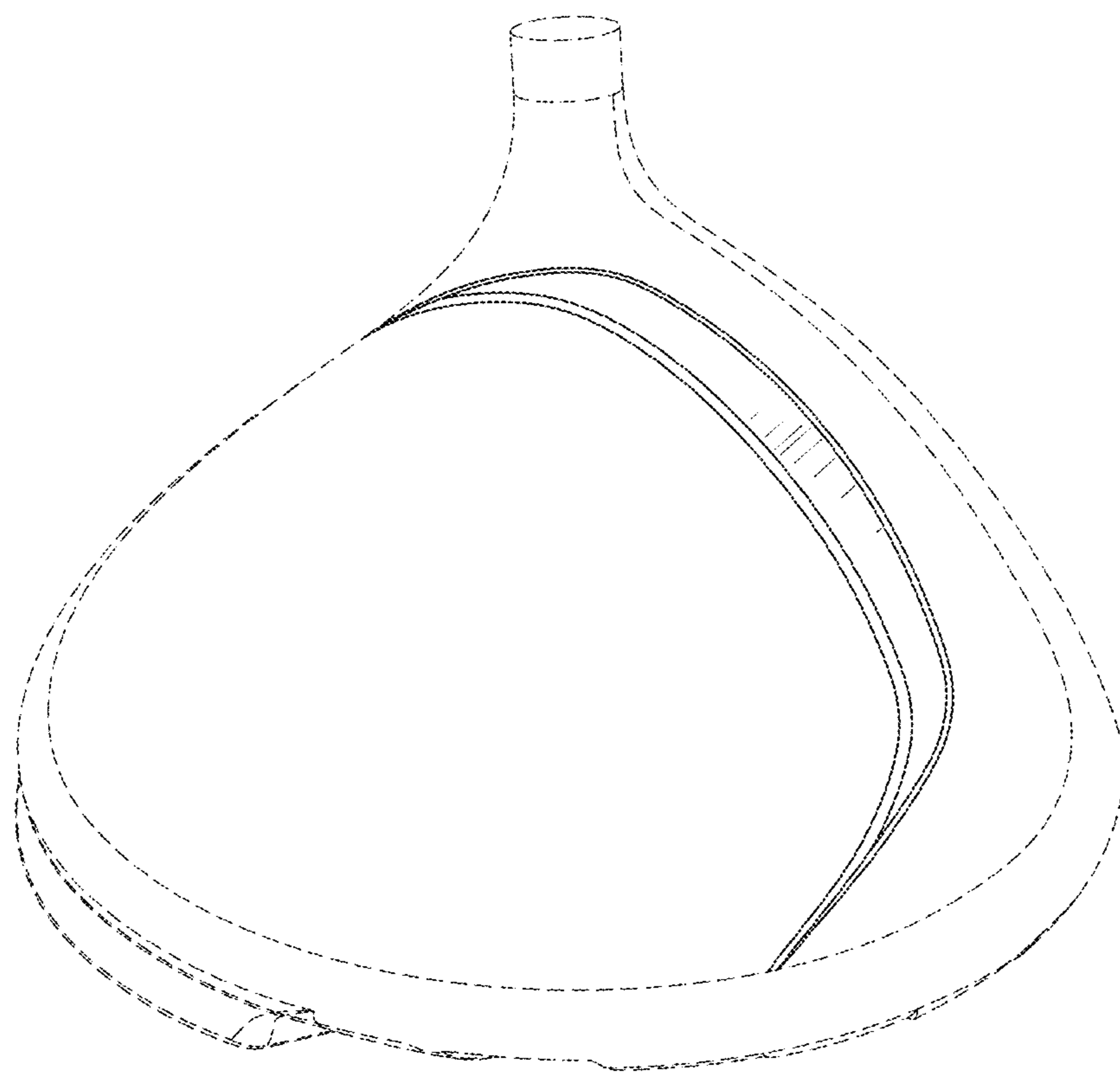


FIG. 1

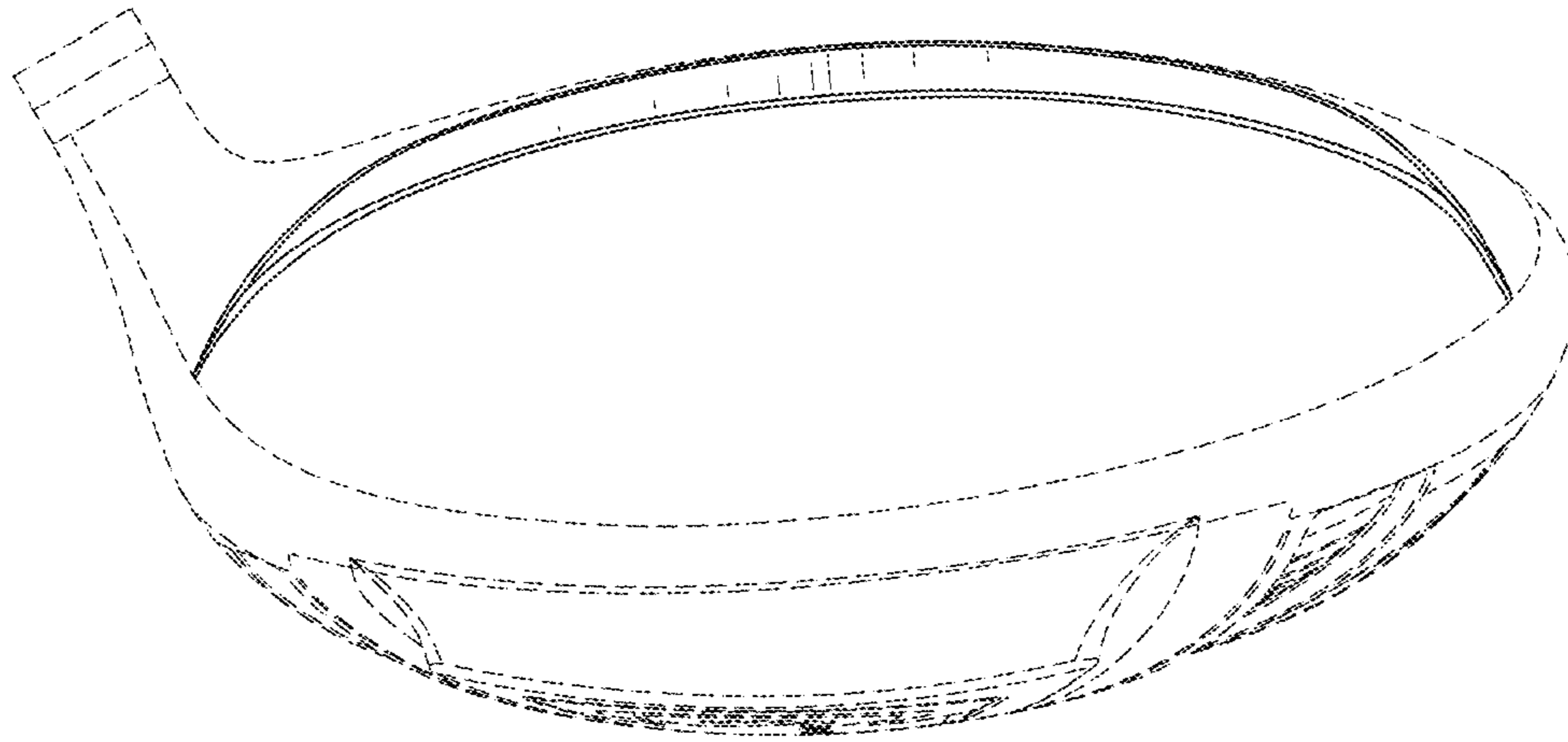


FIG. 2

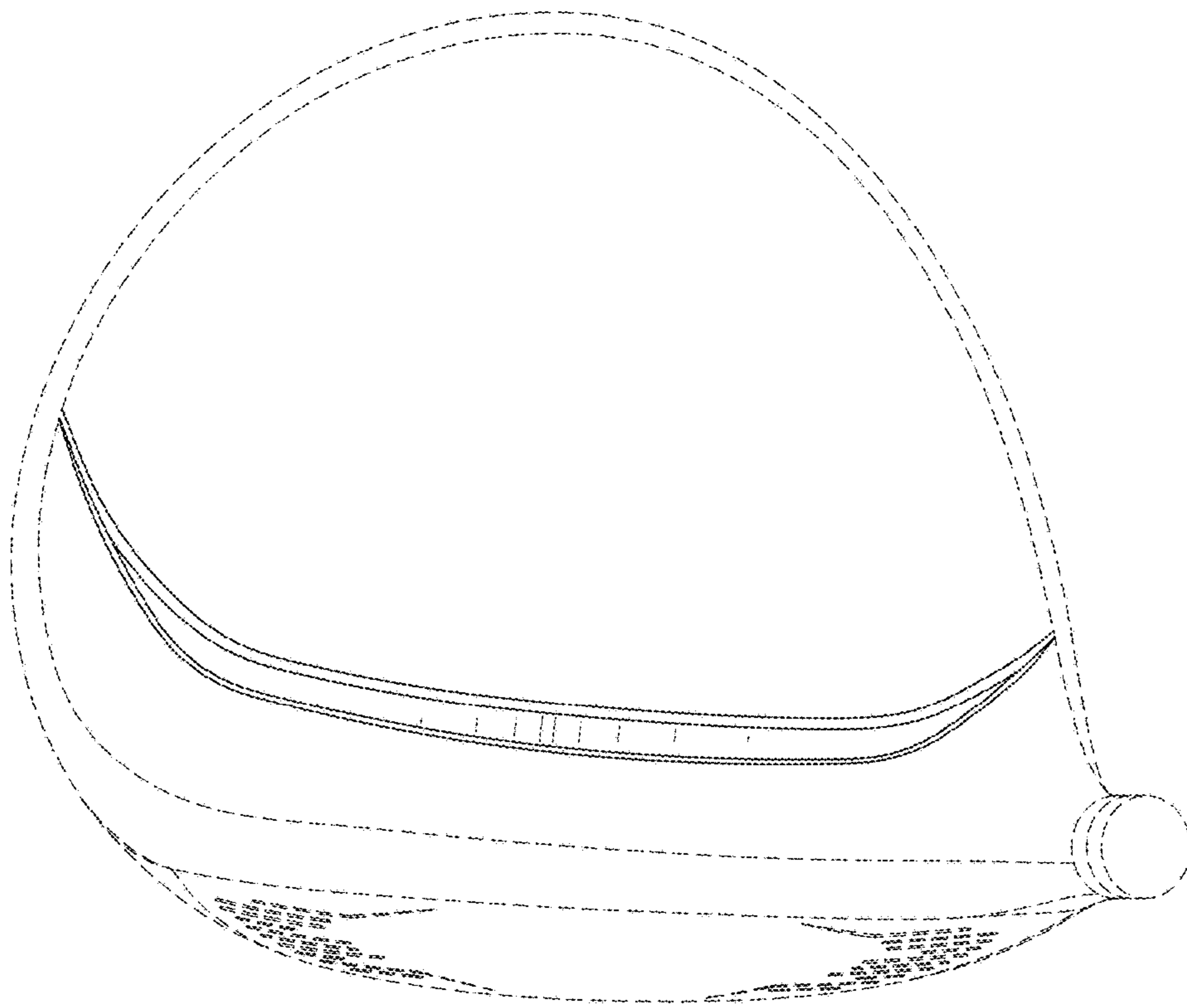


FIG. 3




FIG. 4

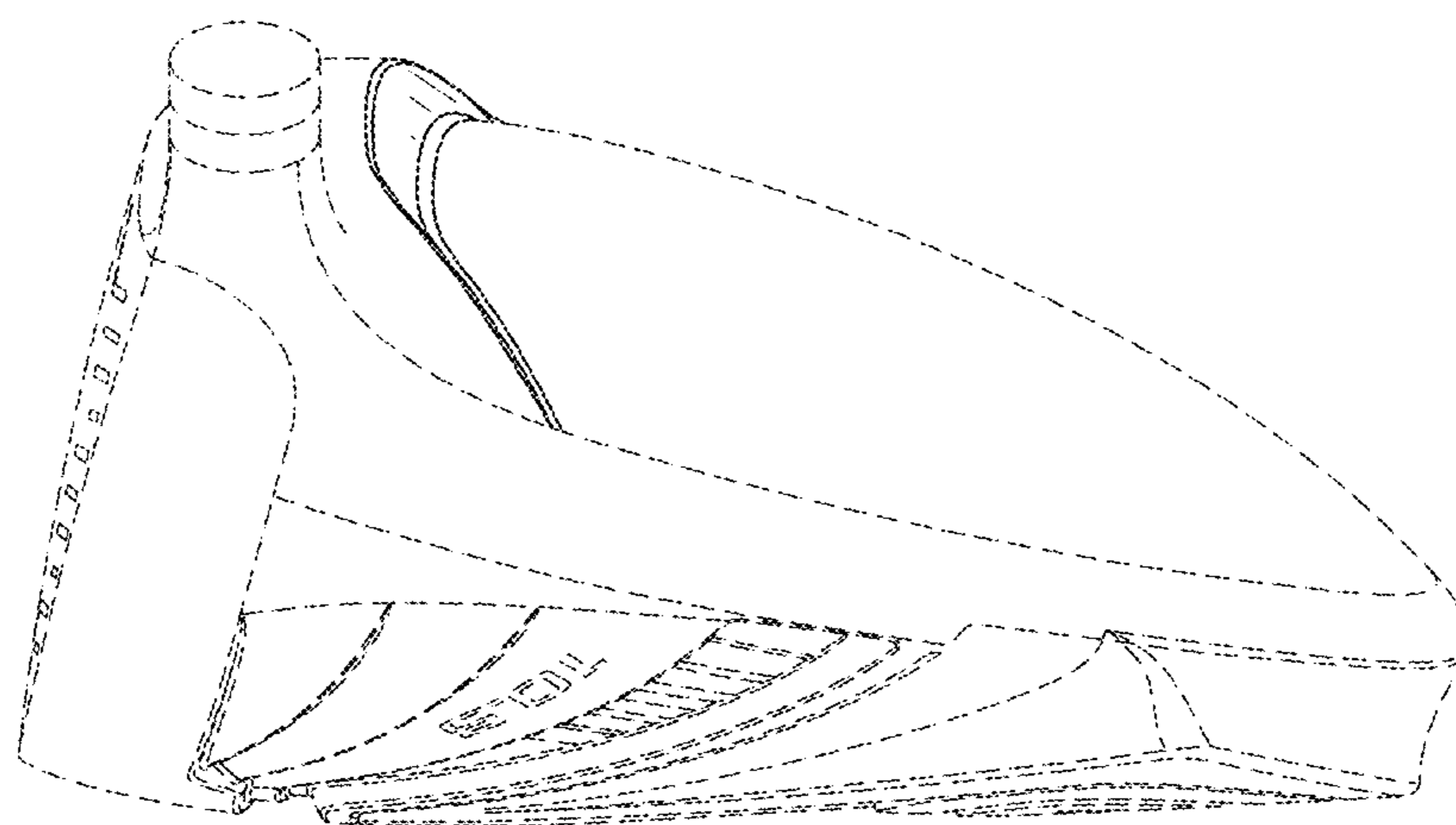


FIG. 5