



US00D827072S

(12) **United States Design Patent** (10) **Patent No.:** **US D827,072 S**
Seagram et al. (45) **Date of Patent:** **** Aug. 28, 2018**

- (54) **GOLF CLUB HEAD**
- (71) Applicant: **DUNLOP SPORTS CO. LTD.**,
Kobe-shi, Hyogo (JP)
- (72) Inventors: **Phillip C. Seagram**, Huntington Beach,
CA (US); **Mika Becktor**, New York,
NY (US)
- (73) Assignee: **DUNLOP SPORTS CO. LTD.**, Kobe
(JP)
- (**) Term: **15 Years**
- (21) Appl. No.: **29/607,028**
- (22) Filed: **Jun. 9, 2017**
- (51) **LOC (11) Cl.** **21-02**
- (52) **U.S. Cl.**
USPC **D21/759**
- (58) **Field of Classification Search**
USPC D21/733, 747-752, 759
CPC A63B 53/00; A63B 53/02; A63B 53/04;
A63B 53/0466; A63B 53/047; A63B
53/0475; A63B 2053/0479; A63B
2053/0483; A63B 2053/0445; A63B
60/00; A63B 60/46; A63B 2053/002;
A63B 2053/0433; A63B 2053/0491;
A63B 2053/0437
See application file for complete search history.

| | | | | |
|--------------|---------|-----------|-------|---------|
| D543,600 S * | 5/2007 | Oldknow | | D21/759 |
| D617,859 S * | 6/2010 | Llewellyn | | D21/752 |
| D617,860 S * | 6/2010 | Foster | | D21/752 |
| D694,844 S * | 12/2013 | Kim | | D21/759 |
| D733,825 S * | 7/2015 | Kim | | D21/759 |
| D736,877 S * | 8/2015 | Foster | | D21/759 |
| D738,976 S * | 9/2015 | Kim | | D21/759 |
| D763,996 S * | 8/2016 | Kim | | D21/759 |
| D763,997 S * | 8/2016 | Tang | | D21/759 |
| D767,067 S * | 9/2016 | Foster | | D21/759 |
| D788,239 S * | 5/2017 | Kim | | D21/759 |
| D801,465 S * | 10/2017 | Tang | | D21/759 |
| D805,149 S * | 12/2017 | Foster | | D21/759 |
| D811,503 S * | 2/2018 | Bacon | | D21/752 |
| D812,703 S * | 3/2018 | Tang | | D21/752 |
| D814,582 S * | 4/2018 | Bacon | | D21/752 |
| D814,583 S * | 4/2018 | Stokke | | D21/752 |
| D815,223 S * | 4/2018 | Stokke | | D21/752 |

* cited by examiner

Primary Examiner — Mitchell I. Siegel
(74) *Attorney, Agent, or Firm* — Oliff PLC

(57) **CLAIM**

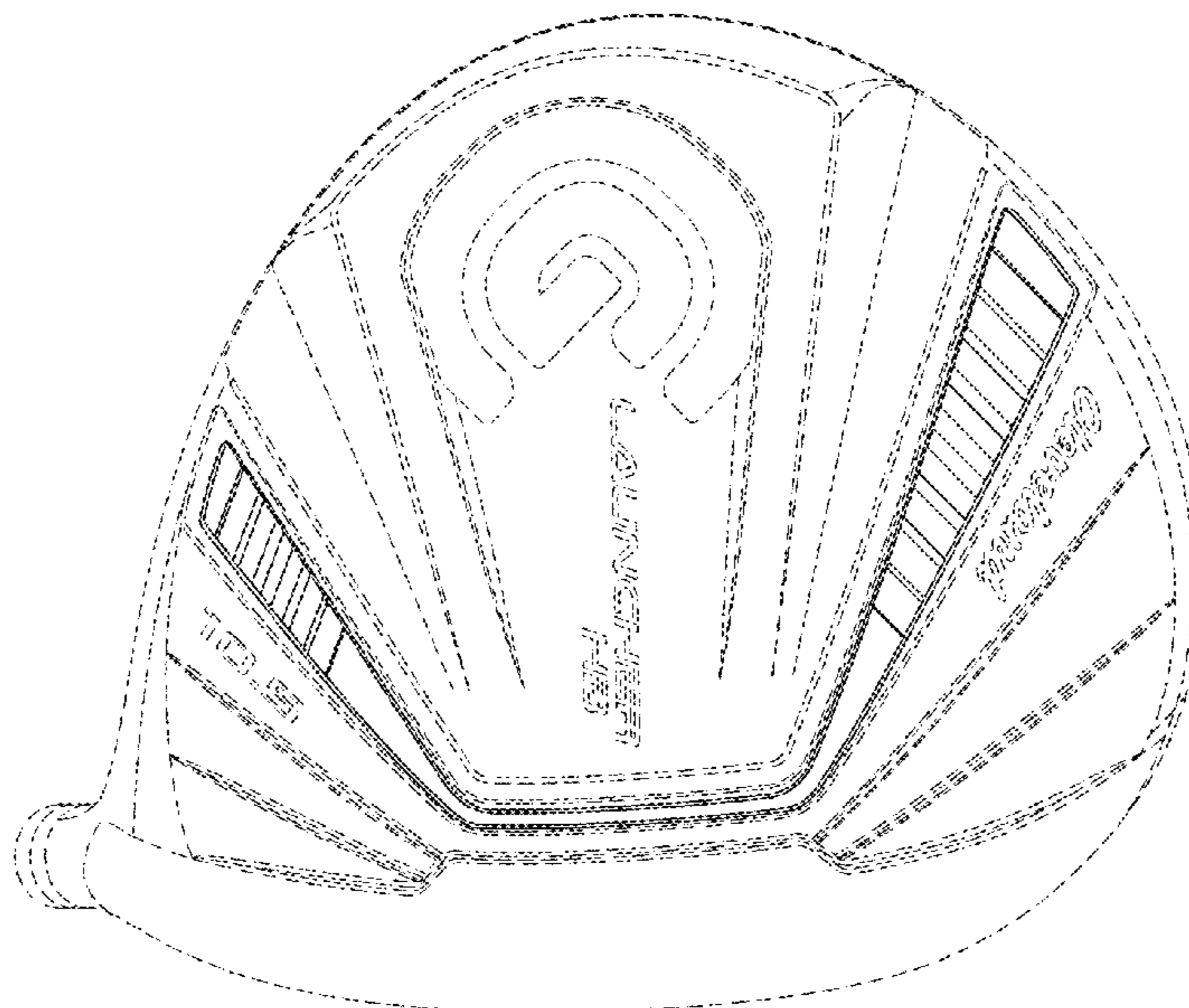
The ornamental design for a golf club head, as shown and described.

DESCRIPTION

FIG. 1 is a bottom, heel-side, rear perspective view of the golf club head;
FIG. 2 is a toe-side elevational view thereof;
FIG. 3 is a heel-side elevational view thereof;
FIG. 4 is a rear elevational view thereof; and,
FIG. 5 is a bottom plan view thereof.
The broken lines depict unclaimed parts of the golf club head, and thus form no part of the claimed design.

1 Claim, 4 Drawing Sheets

- (56) **References Cited**
U.S. PATENT DOCUMENTS
D507,615 S * 7/2005 Imamoto D21/752
D532,853 S * 11/2006 Oldknow D21/752



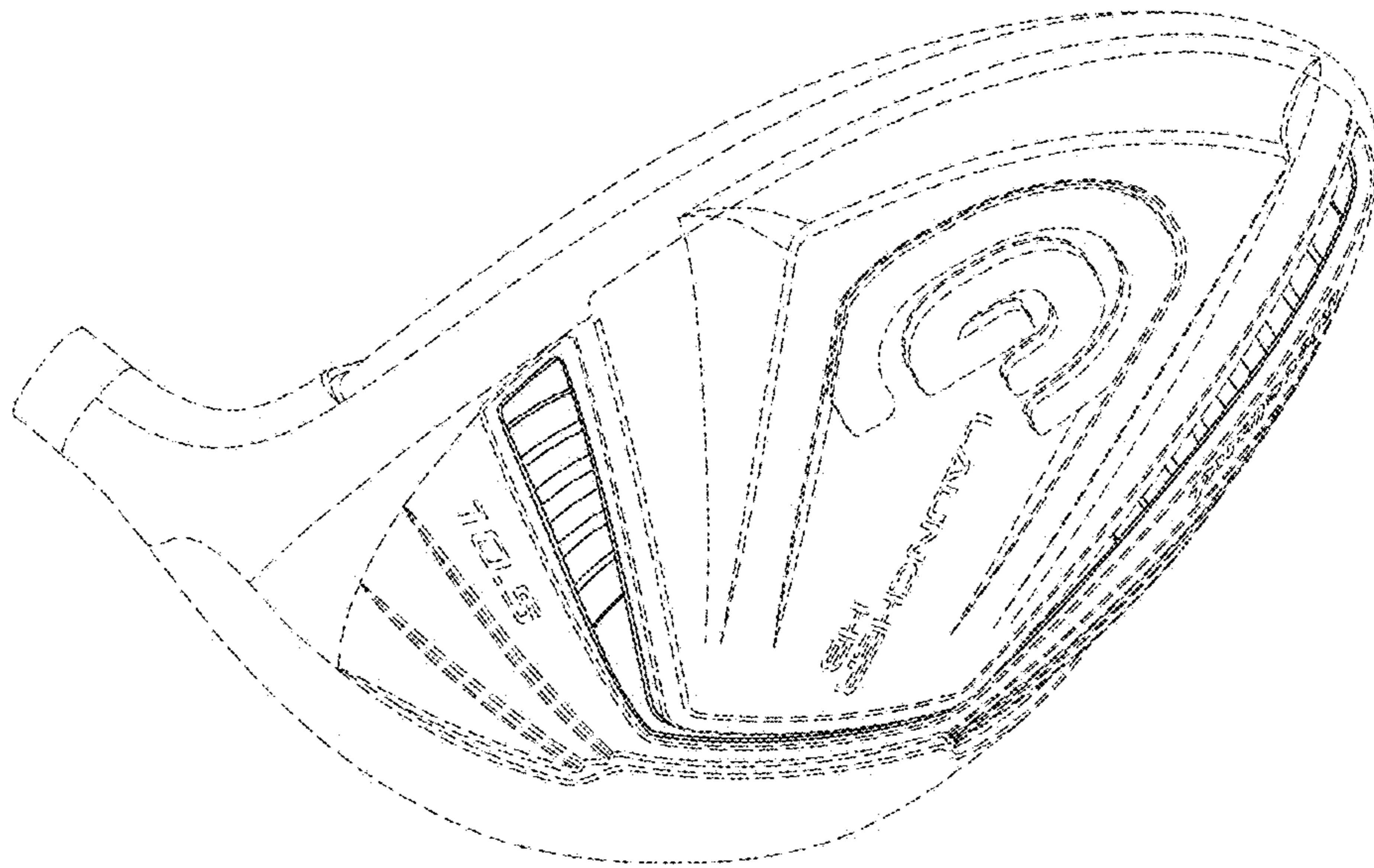


FIG. 1




FIG. 2

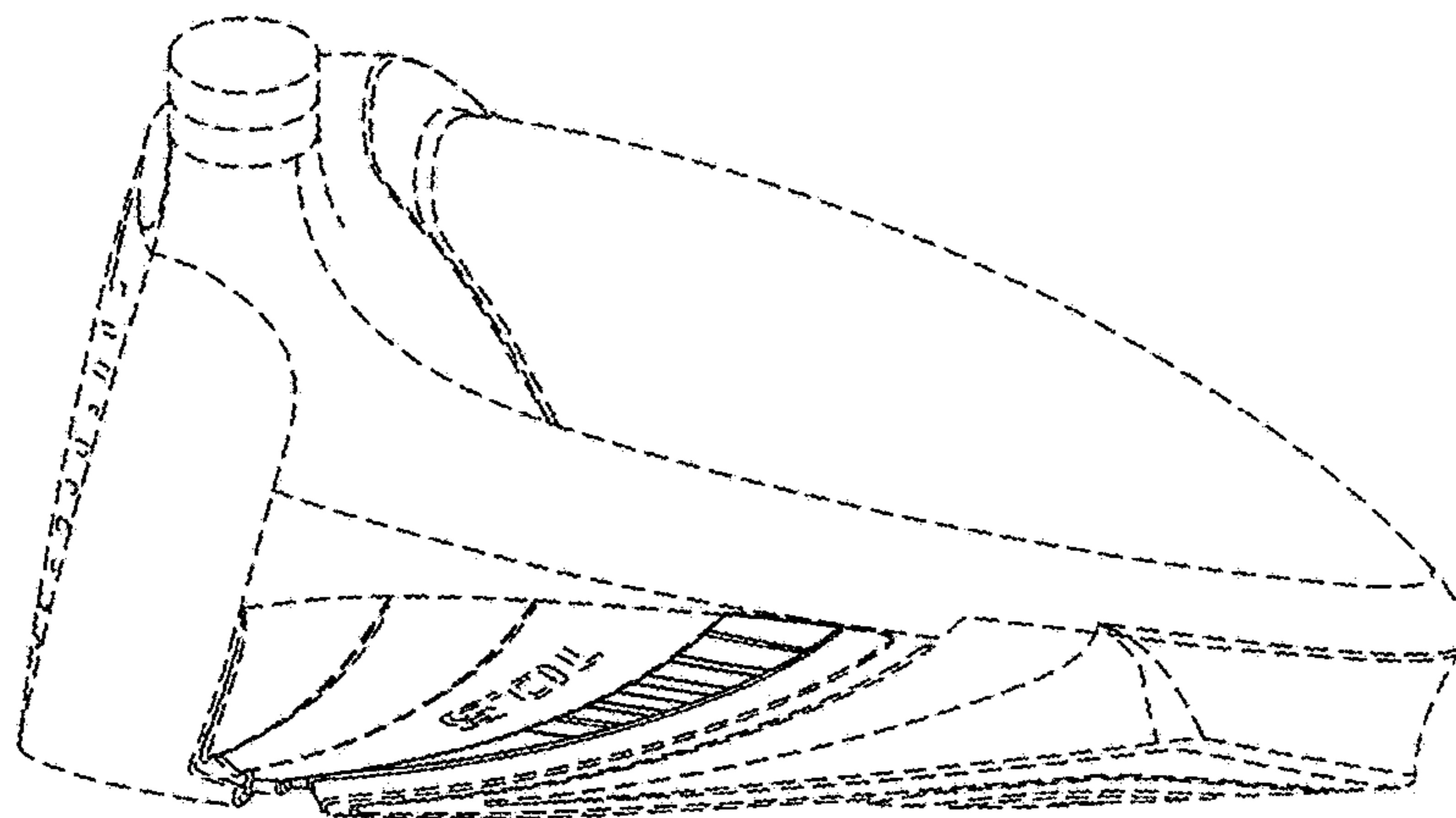


FIG. 3




FIG. 4

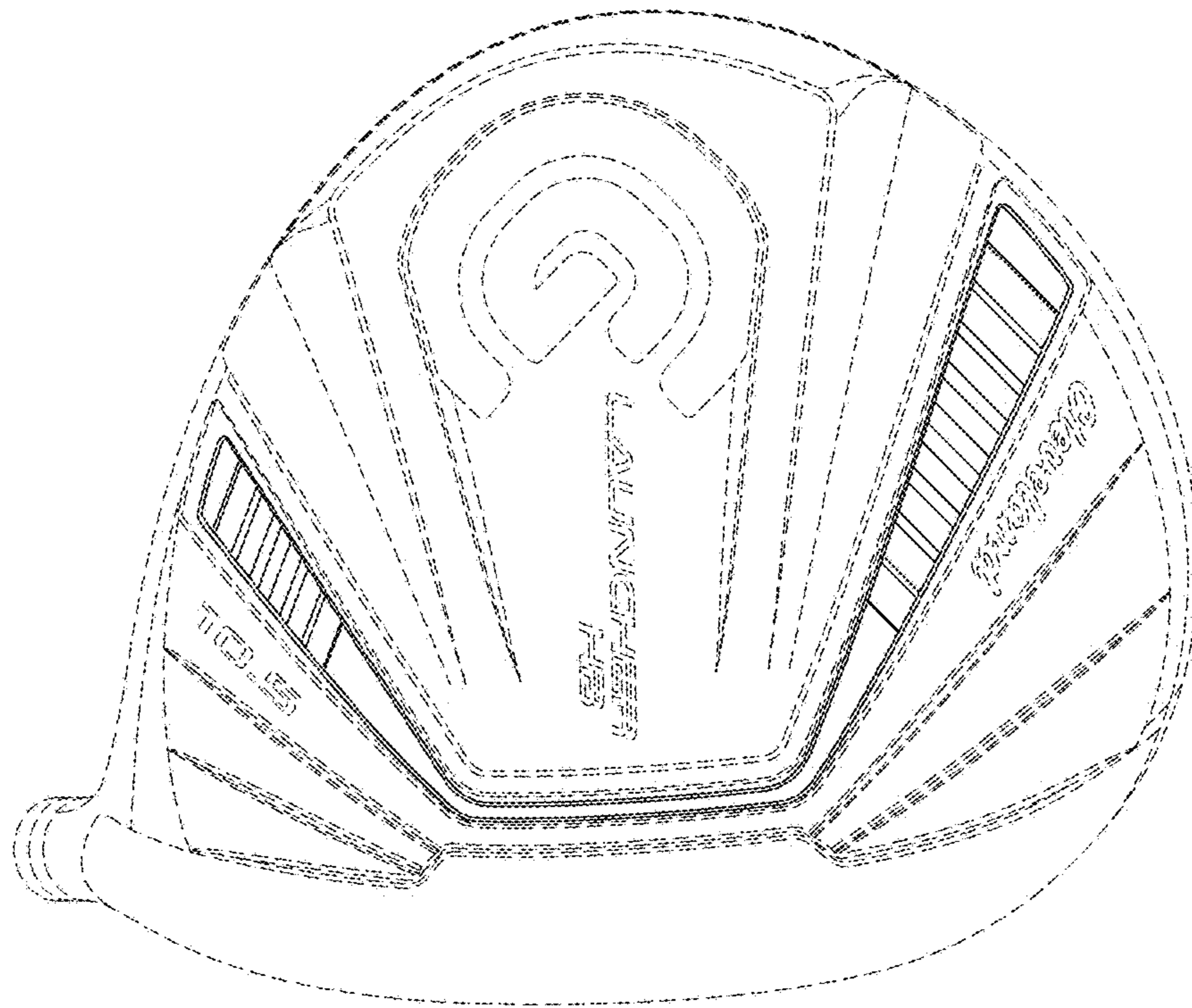


FIG. 5