



US00D827071S

(12) **United States Design Patent**  
**Seagram**

(10) **Patent No.:** **US D827,071 S**

(45) **Date of Patent:** **\*\* Aug. 28, 2018**

(54) **GOLF CLUB HEAD**

(71) Applicant: **DUNLOP SPORTS CO. LTD.**,  
Kobe-shi, Hyogo (JP)

(72) Inventor: **Philip C. Seagram**, Huntington Beach,  
CA (US)

(73) Assignee: **DUNLOP SPORTS CO. LTD.**, Kobe  
(JP)

(\*\*) Term: **15 Years**

(21) Appl. No.: **29/607,027**

(22) Filed: **Jun. 9, 2017**

(51) **LOC (11) Cl.** ..... **21-02**

(52) **U.S. Cl.**  
USPC ..... **D21/759**

(58) **Field of Classification Search**  
USPC ..... D21/733, 747-752, 759  
CPC ..... A63B 53/00; A63B 53/02; A63B 53/04;  
A63B 53/0466; A63B 53/047; A63B  
53/0475; A63B 2053/0479; A63B  
2053/0483; A63B 2053/0445; A63B  
60/00; A63B 60/46; A63B 2053/002;  
A63B 2053/0433; A63B 2053/0491;  
A63B 2053/0437

See application file for complete search history.

(56) **References Cited**

**U.S. PATENT DOCUMENTS**

D208,058 S \* 7/1967 Johnston ..... D21/747  
D211,800 S \* 7/1968 Hunter ..... D21/733

D256,148 S \* 7/1980 Jeghers ..... D21/750  
D275,412 S \* 9/1984 Simmons ..... D21/752  
D364,205 S \* 11/1995 Duclos ..... D21/745  
D379,390 S \* 5/1997 Watanabe ..... D21/752  
D435,073 S \* 12/2000 Stone ..... D21/748  
D451,161 S \* 11/2001 Glod ..... D21/759  
D594,918 S \* 6/2009 Prichard ..... D21/752  
D597,159 S \* 7/2009 Pinto ..... D21/752  
7,651,414 B2 \* 1/2010 Rae ..... A63B 53/0466  
473/346  
D676,908 S \* 2/2013 Aoki ..... D21/747  
D684,644 S \* 6/2013 Cleveland ..... D21/747  
D732,127 S \* 6/2015 Dolezel ..... D21/759  
D733,820 S \* 7/2015 Dolezel ..... D21/747

\* cited by examiner

*Primary Examiner* — Mitchell I. Siegel

(74) *Attorney, Agent, or Firm* — Oliff PLC

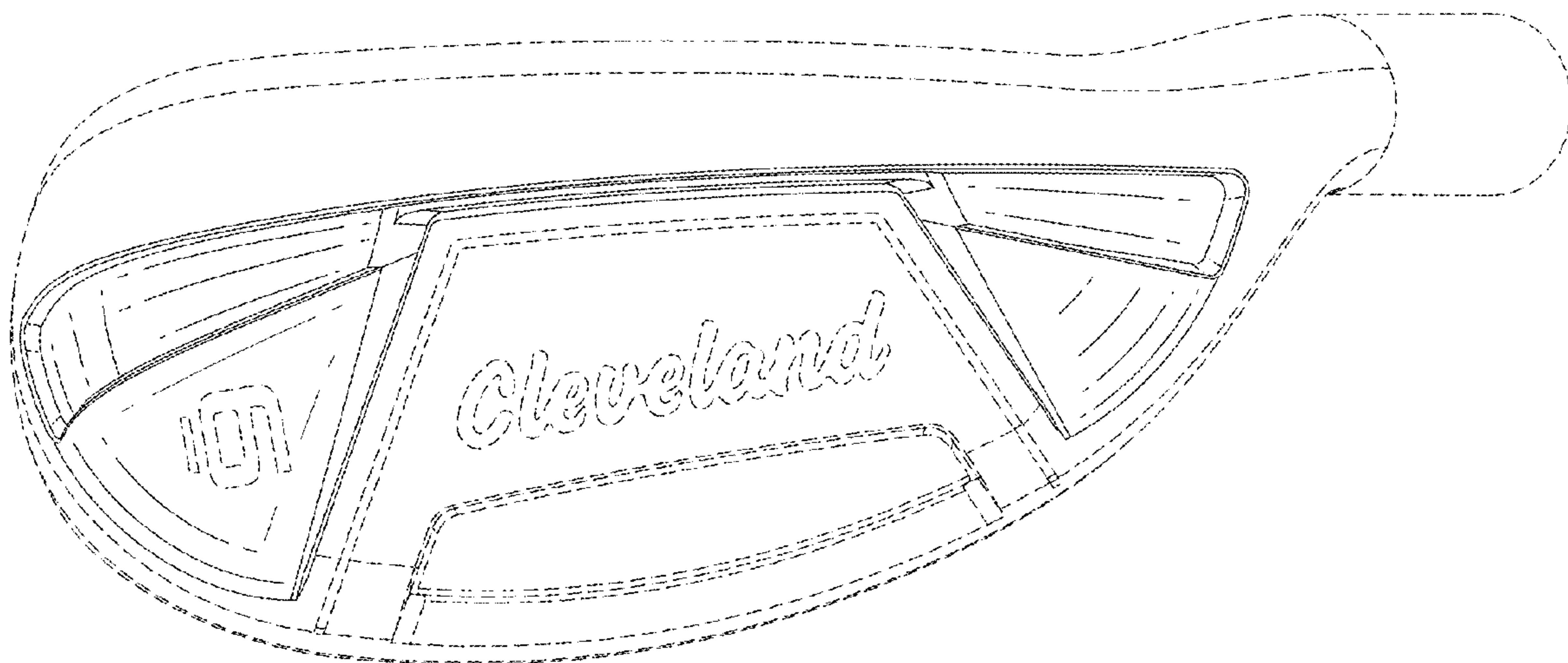
(57) **CLAIM**

The ornamental design for a golf club head, as shown and described.

**DESCRIPTION**

FIG. 1 is a bottom, heel-side, rear perspective view of the golf club head;  
FIG. 2 is a rear elevational view thereof;  
FIG. 3 is a toe-side elevational view thereof;  
FIG. 4 is a heel-side elevational view thereof; and,  
FIG. 5 is a bottom plan view thereof.  
The broken lines depict unclaimed parts of the golf club head, and thus form no part of the claimed design.

**1 Claim, 4 Drawing Sheets**



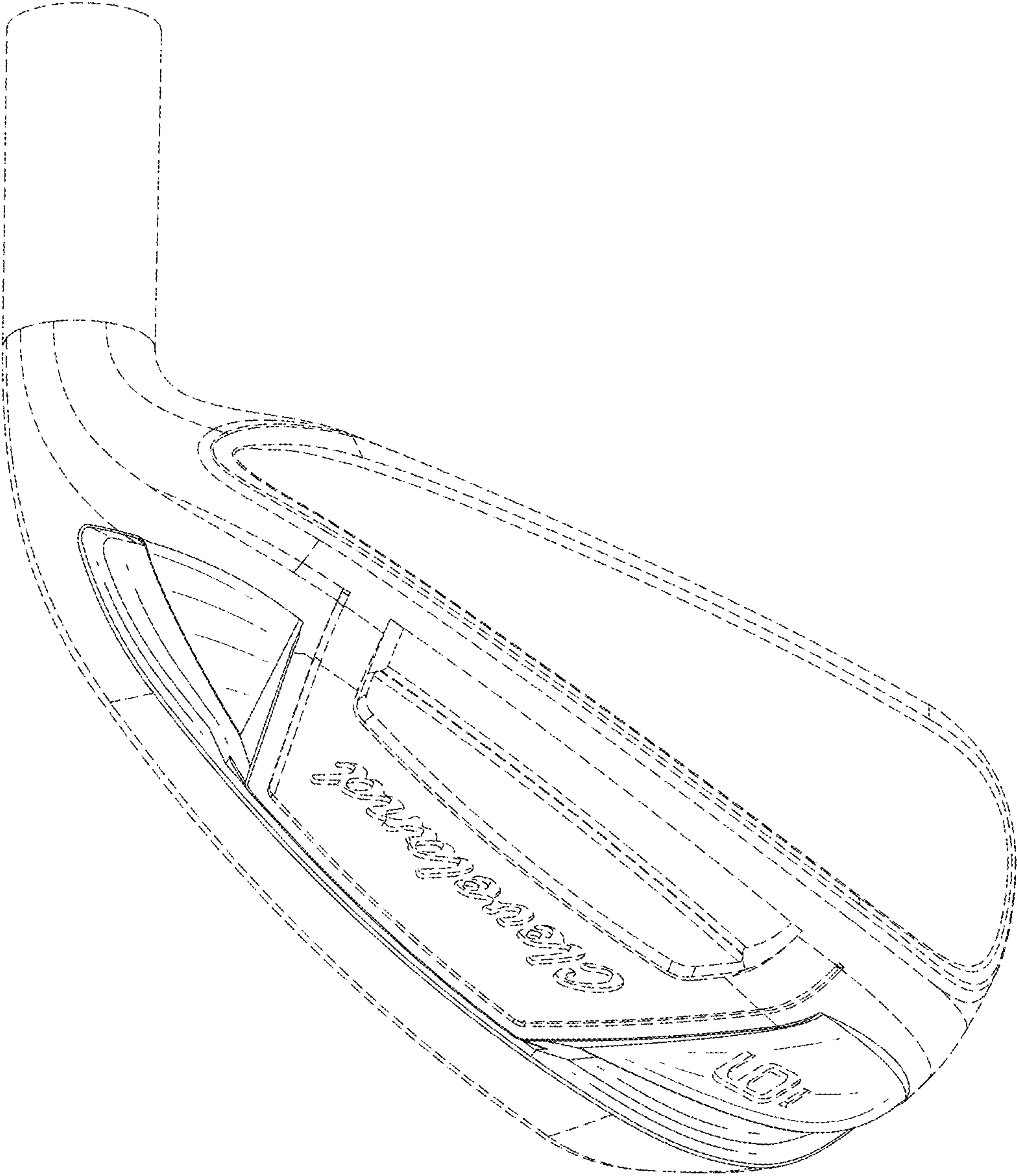


FIG. 1

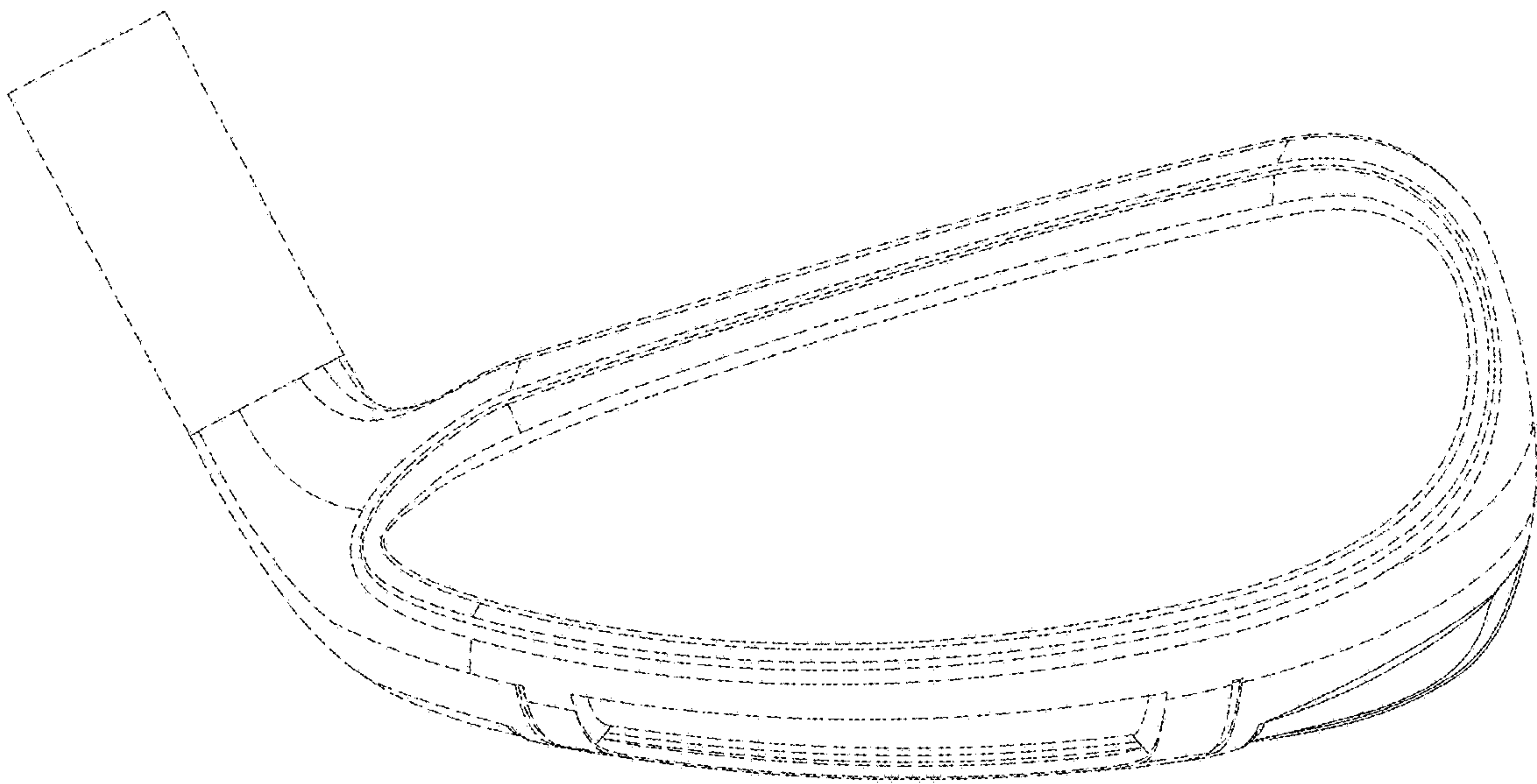


FIG. 2

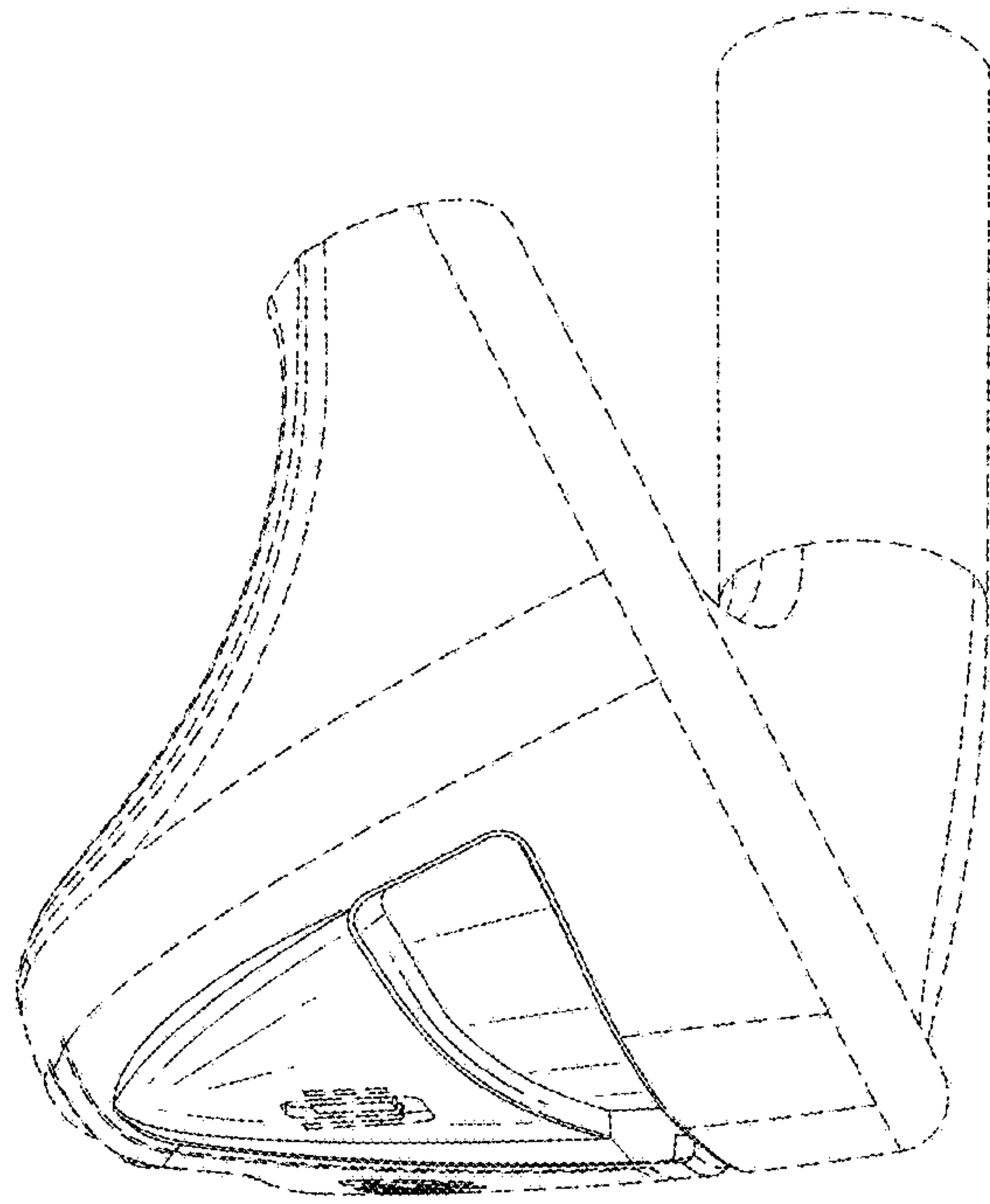


FIG. 3

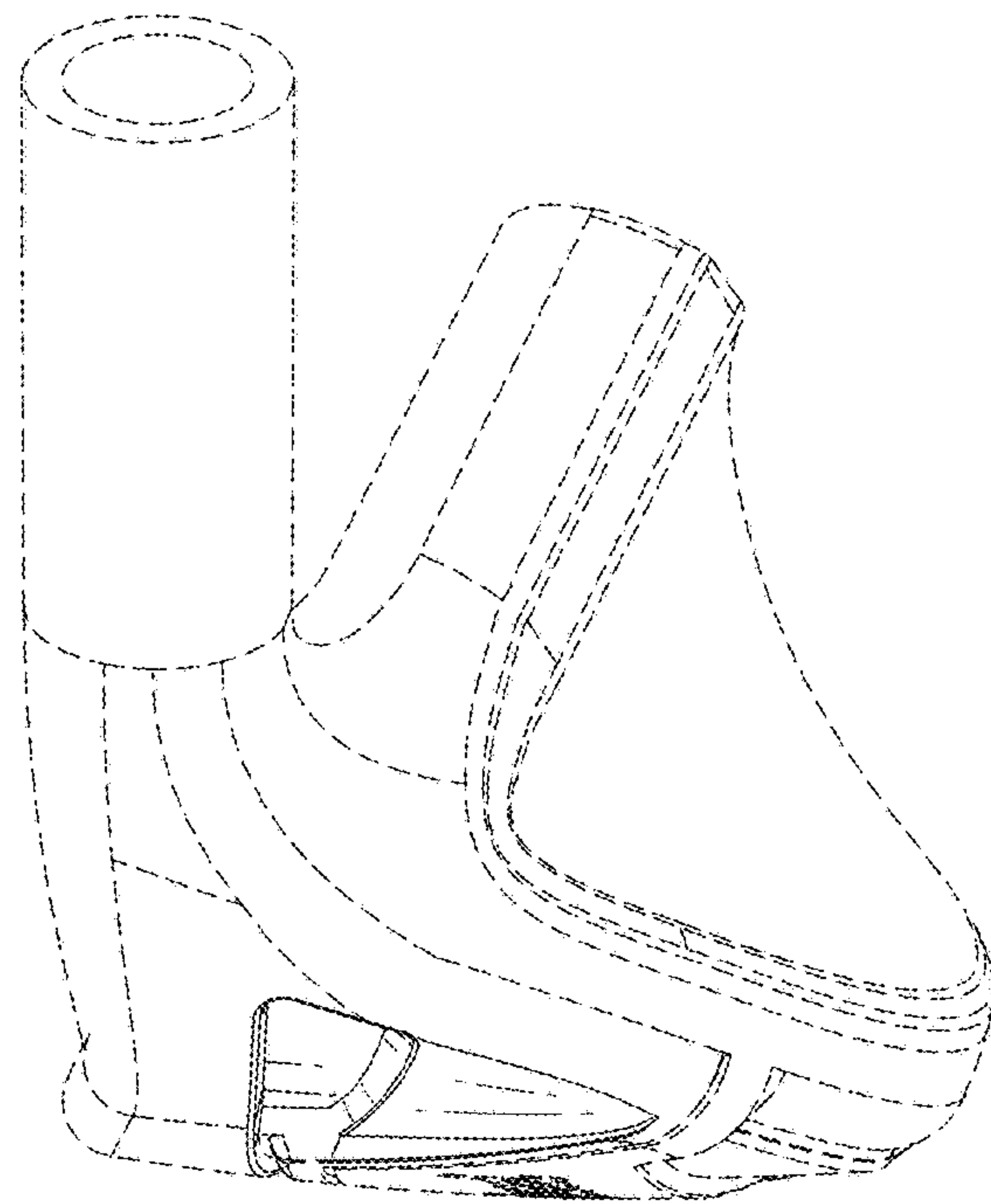


FIG. 4



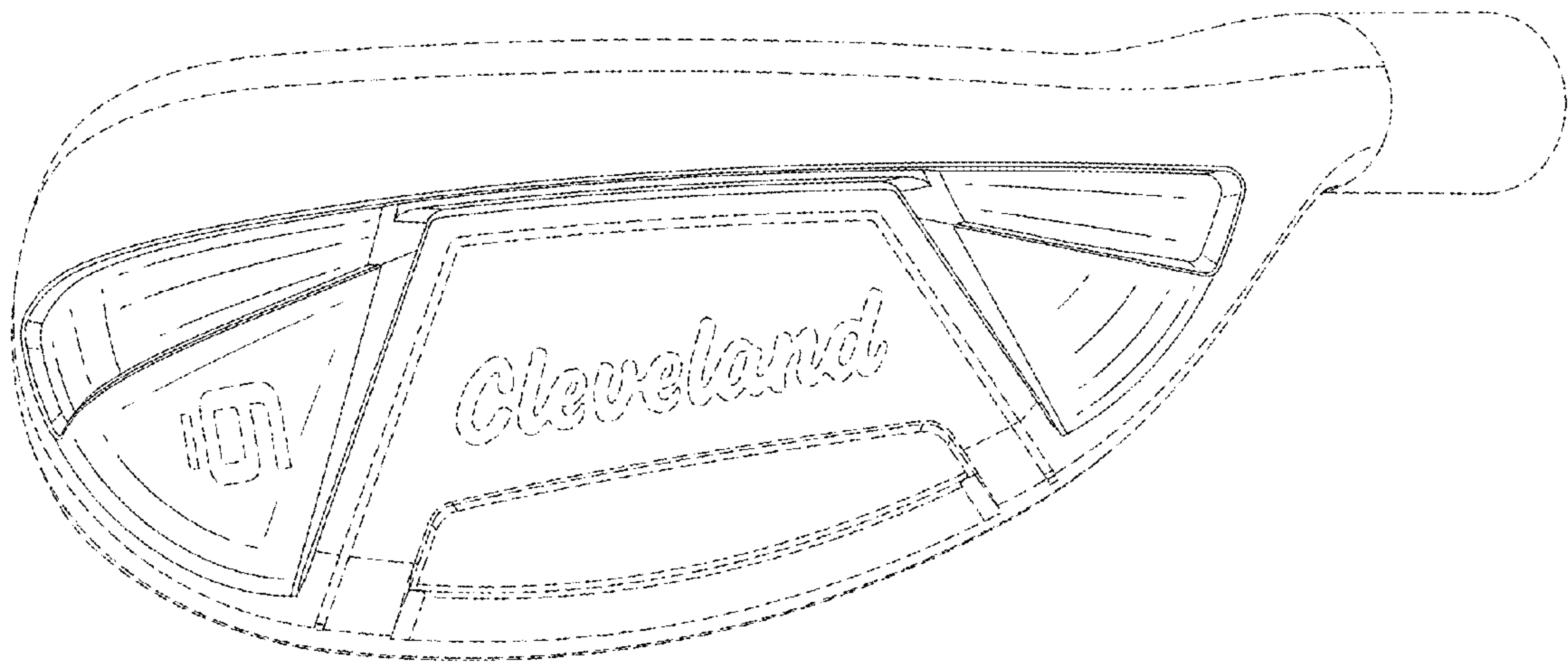


FIG. 5