



US00D827070S

(12) **United States Design Patent** (10) **Patent No.:** **US D827,070 S**  
**Seagram et al.** (45) **Date of Patent:** **\*\* Aug. 28, 2018**

(54) **GOLF CLUB HEAD**  
(71) Applicant: **DUNLOP SPORTS CO. LTD.**,  
Kobe-shi, Hyogo (JP)  
(72) Inventors: **Phillip C. Seagram**, Huntington Beach,  
CA (US); **Mika Becktor**, New York,  
NY (US)  
(73) Assignee: **DUNLOP SPORTS CO. LTD.**, Kobe  
(JP)

D694,844 S \* 12/2013 Kim ..... D21/759  
D707,767 S \* 6/2014 Song ..... D21/752  
D738,976 S \* 9/2015 Kim ..... D21/759  
D763,997 S \* 8/2016 Tang ..... D21/759  
D767,067 S \* 9/2016 Foster ..... D21/759  
D788,239 S \* 5/2017 Kim ..... D21/759  
D805,149 S \* 12/2017 Foster ..... D21/759  
D811,503 S \* 2/2018 Bacon ..... D21/752  
D812,703 S \* 3/2018 Tang ..... D21/752  
D814,582 S \* 4/2018 Bacon ..... D21/752  
D814,583 S \* 4/2018 Stokke ..... D21/752  
D815,223 S \* 4/2018 Stokke ..... D21/752

\* cited by examiner

(\*\*) Term: **15 Years**

*Primary Examiner* — Mitchell I. Siegel

(21) Appl. No.: **29/607,022**

(74) *Attorney, Agent, or Firm* — Oliff PLC

(22) Filed: **Jun. 9, 2017**

(51) **LOC (11) Cl.** ..... **21-02**

(52) **U.S. Cl.**  
USPC ..... **D21/759**

(58) **Field of Classification Search**  
USPC ..... D21/733, 747-752, 759  
CPC ..... A63B 53/00; A63B 53/02; A63B 53/04;  
A63B 53/0466; A63B 53/047; A63B  
53/0475; A63B 2053/0479; A63B  
2053/0483; A63B 2053/0445; A63B  
60/00; A63B 60/46; A63B 2053/002;  
A63B 2053/0433; A63B 2053/0491;  
A63B 2053/0437

See application file for complete search history.

(56) **References Cited**

**U.S. PATENT DOCUMENTS**

D507,615 S \* 7/2005 Imamoto ..... D21/752  
D667,908 S \* 9/2012 Shimazaki ..... D21/759

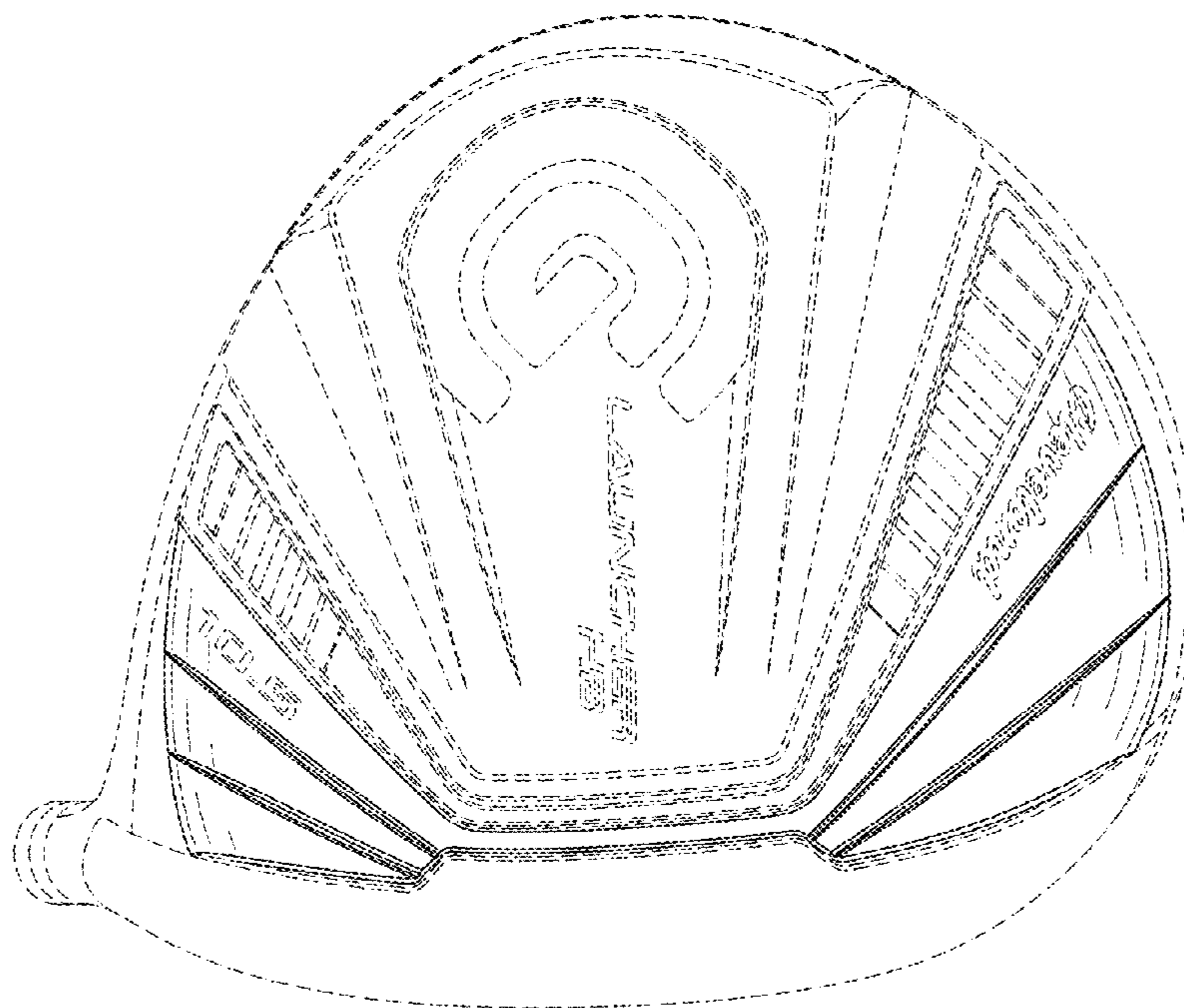
(57) **CLAIM**

The ornamental design for a golf club head, as shown and described.

**DESCRIPTION**

FIG. 1 is a bottom, heel-side, rear perspective view of the golf club head;  
FIG. 2 is a toe-side elevational view thereof;  
FIG. 3 is a heel-side elevational view thereof;  
FIG. 4 is a rear elevational view thereof; and,  
FIG. 5 is a bottom plan view thereof.  
The broken lines depict unclaimed parts of the golf club head, and thus form no part of the claimed design.

**1 Claim, 3 Drawing Sheets**



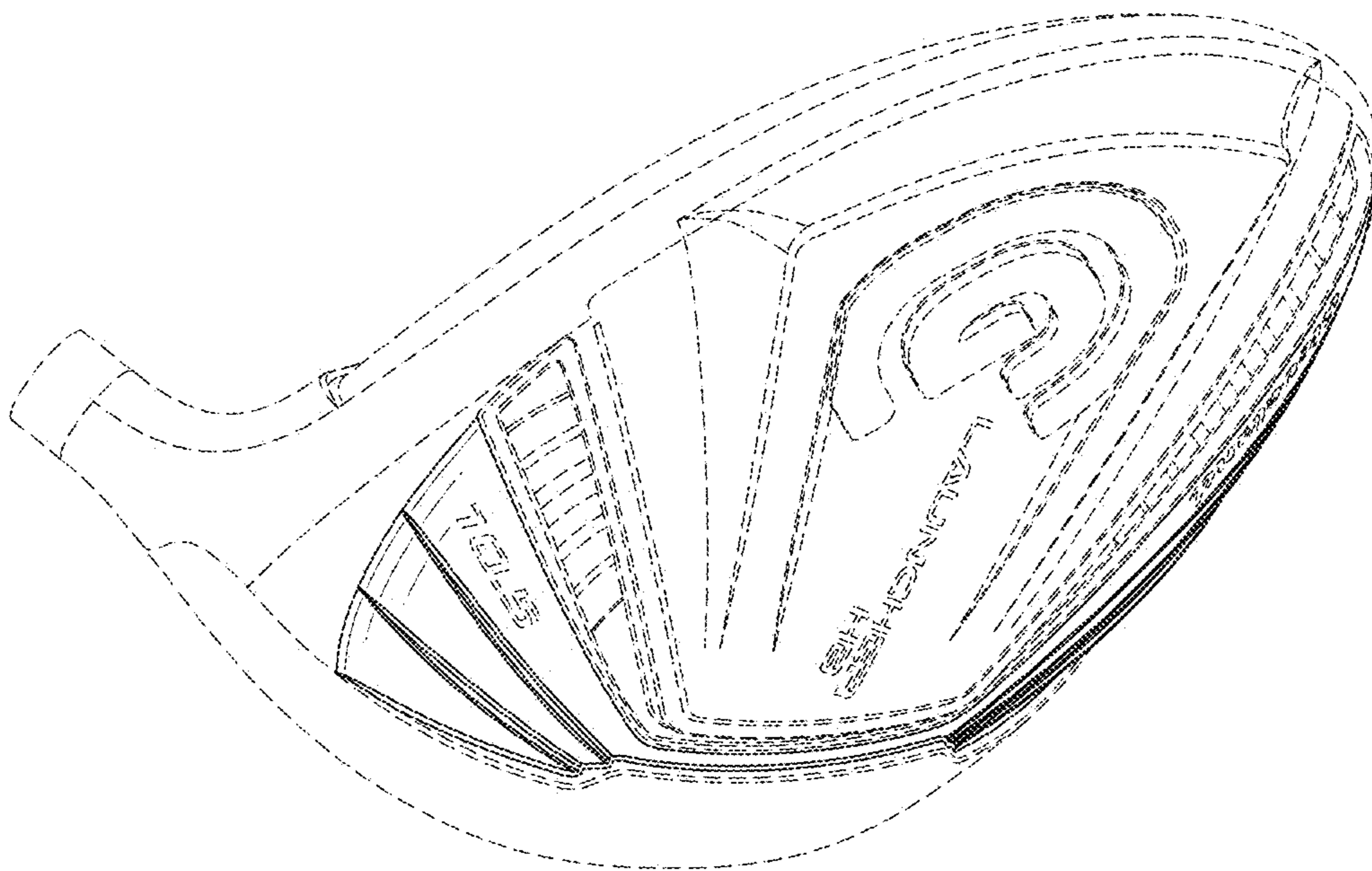


FIG. 1




FIG. 2

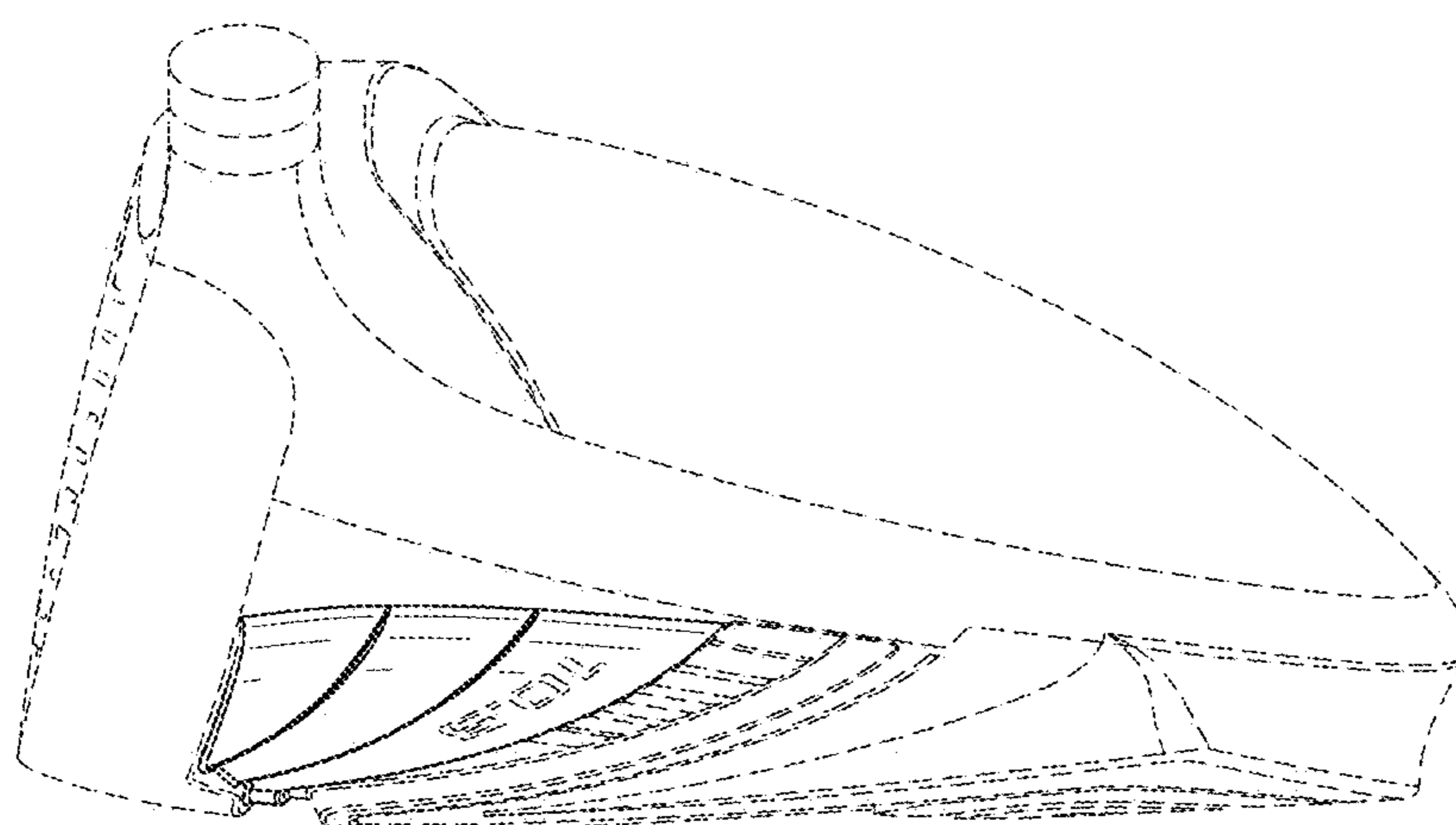


FIG. 3




FIG. 4

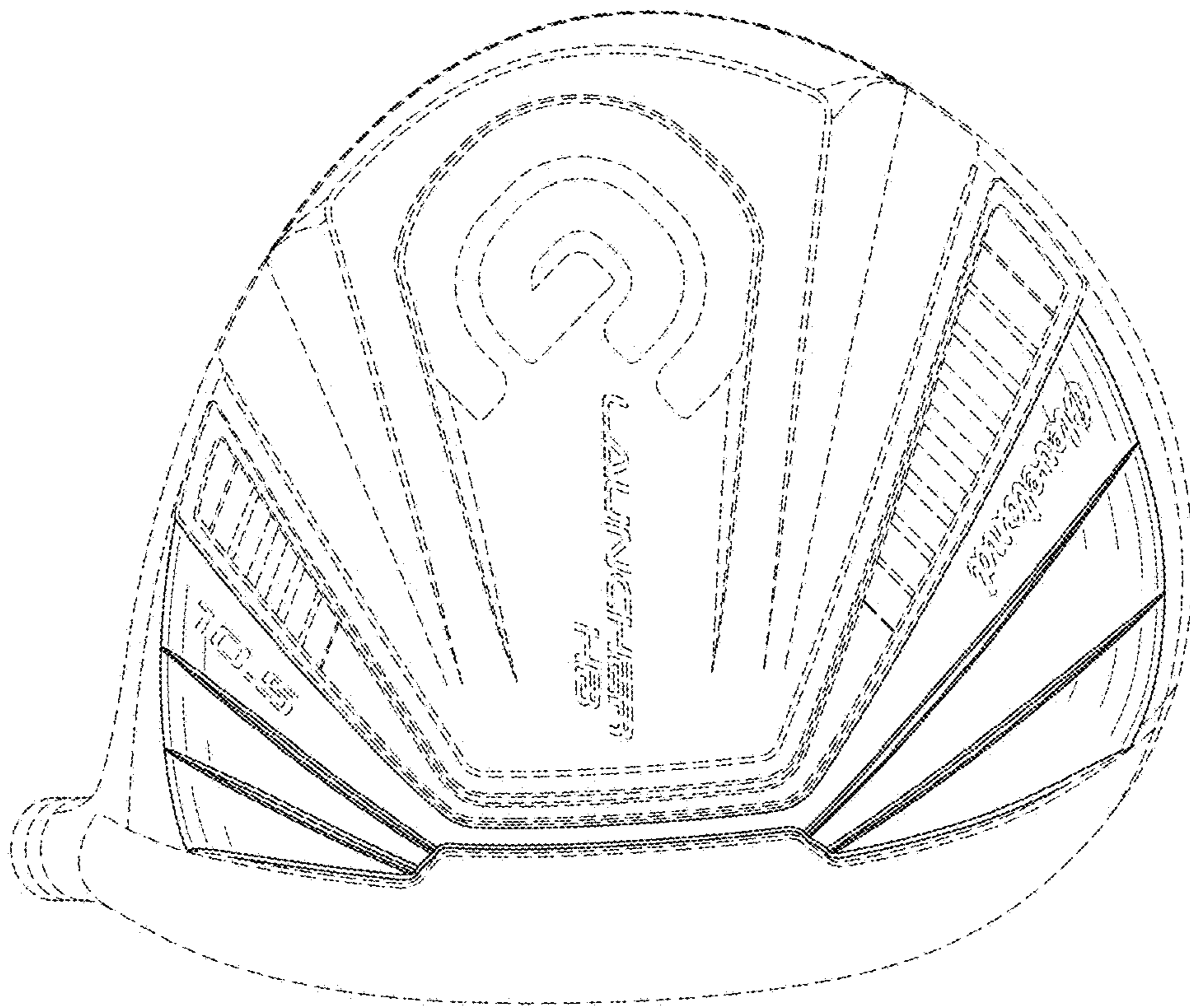


FIG. 5