



US00D827057S

(12) **United States Design Patent** (10) **Patent No.:** **US D827,057 S**  
**Piotrowski et al.** (45) **Date of Patent:** **\*\* Aug. 28, 2018**

(54) **EXERCISE BELT**

FOREIGN PATENT DOCUMENTS

(71) Applicant: **Shock Doctor, Inc.**, Minnetonka, MN (US)

CA 2847276 A1 3/2013  
CN 204218162 U 3/2015

(Continued)

(72) Inventors: **Faith LeAnn Piotrowski**, Warminster, PA (US); **Katherine Voigt**, Millersville, MD (US); **James Creath Frazier**, Hinesburg, VT (US); **Bradley Philip Fishkin**, Burlington, VT (US)

OTHER PUBLICATIONS

Running Belt for Phones & Fitness Accessories—<https://flipbelt.com/>—Available 2012, accessed Aug. 2, 2016. 4 pages. U.S. Appl. No. 29/625,956, filed Nov. 14, 2017.

(73) Assignee: **Shock Doctor, Inc.**, Minnetonka, MN (US)

*Primary Examiner* — Cynthia Ramirez  
*Assistant Examiner* — Michael A Maharajh

(\*\*) Term: **15 Years**

(74) *Attorney, Agent, or Firm* — Faegre Baker Daniels LLP

(21) Appl. No.: **29/572,674**

(57) **CLAIM**

The ornamental design for an exercise belt, as shown and described.

(22) Filed: **Jul. 29, 2016**

**DESCRIPTION**

(51) **LOC (11) Cl.** ..... **21-02**

(52) **U.S. Cl.**  
USPC ..... **D21/662**

(58) **Field of Classification Search**  
USPC ..... 119/856, 857; 128/876; 482/14, 91, 482/148; 602/1, 6, 19; D2/624, 625, D2/627; D21/662, 683, 694, 798; D29/100, 101.1–101.5; D30/144, 152; D24/190; D6/608  
CPC ..... A01K 15/00; A63B 22/0285; A63B 21/4009; A63B 21/4039  
See application file for complete search history.

FIG. 1 is a front perspective view of exercise belt illustrating our new design;  
FIG. 2 is a front view thereof;  
FIG. 3 is a back view thereof;  
FIG. 4 is a left side view thereof;  
FIG. 5 is a right side view thereof;  
FIG. 6 is a top view thereof;  
FIG. 7 is a top detail view thereof along reference line 7-7 of FIG. 6;  
FIG. 8 is a bottom view thereof; and,  
FIG. 9 is a bottom detail view thereof along reference line 9-9 of FIG. 8.

The evenly spaced dash lines shown in FIGS. 1-5 are for the purpose of showing stitching which forms part of the claimed design. The long-short dash lines are for the purpose of showing portions of exercise belt that form no part of the claimed design. The long-short-short dashed lines in FIG. 1 showing running shorts are for the purpose of showing environment that forms no part of the claimed design.

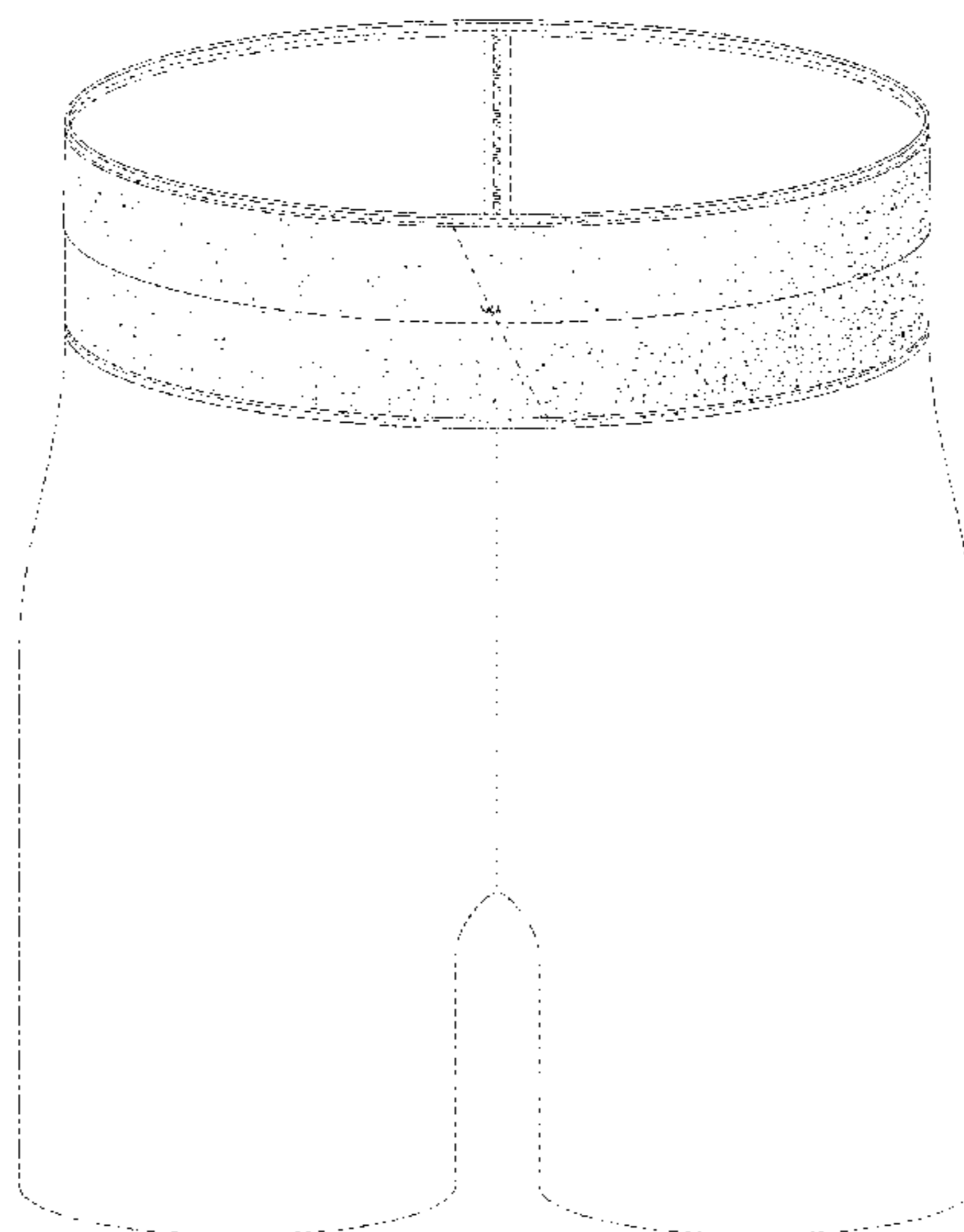
(56) **References Cited**

U.S. PATENT DOCUMENTS

D292,542 S \* 11/1987 Slimmon ..... D6/608  
D359,158 S \* 6/1995 Miramontes ..... D21/683  
D404,490 S \* 1/1999 Tripolsky ..... D24/190  
D433,775 S \* 11/2000 Crepeau ..... D29/100

(Continued)

**1 Claim, 5 Drawing Sheets**



(56)

**References Cited**

U.S. PATENT DOCUMENTS

D435,145 S \* 12/2000 Lindsey ..... D29/100  
D652,992 S \* 1/2012 Chen ..... D29/101.5  
D666,258 S \* 8/2012 Campbell ..... D21/683  
D676,627 S \* 2/2013 Doss ..... D2/624  
D690,781 S \* 10/2013 Uchytel ..... D21/662  
D691,795 S 10/2013 Do  
D710,569 S \* 8/2014 Pelengaris ..... D2/624  
D725,344 S \* 3/2015 Rich ..... D2/624  
D738,618 S 9/2015 Do  
D749,230 S \* 2/2016 Safko ..... D24/190  
D761,924 S \* 7/2016 Sato ..... D21/662  
D773,807 S 12/2016 Do  
2007/0232973 A1 \* 10/2007 Serola ..... A61F 5/0193  
602/19  
2013/0048687 A1 2/2013 Do  
2013/0048695 A1 2/2013 Do  
2016/0051035 A1 2/2016 Do

FOREIGN PATENT DOCUMENTS

CN 204654045 U 9/2015  
WO 2013033226 A1 3/2013

\* cited by examiner

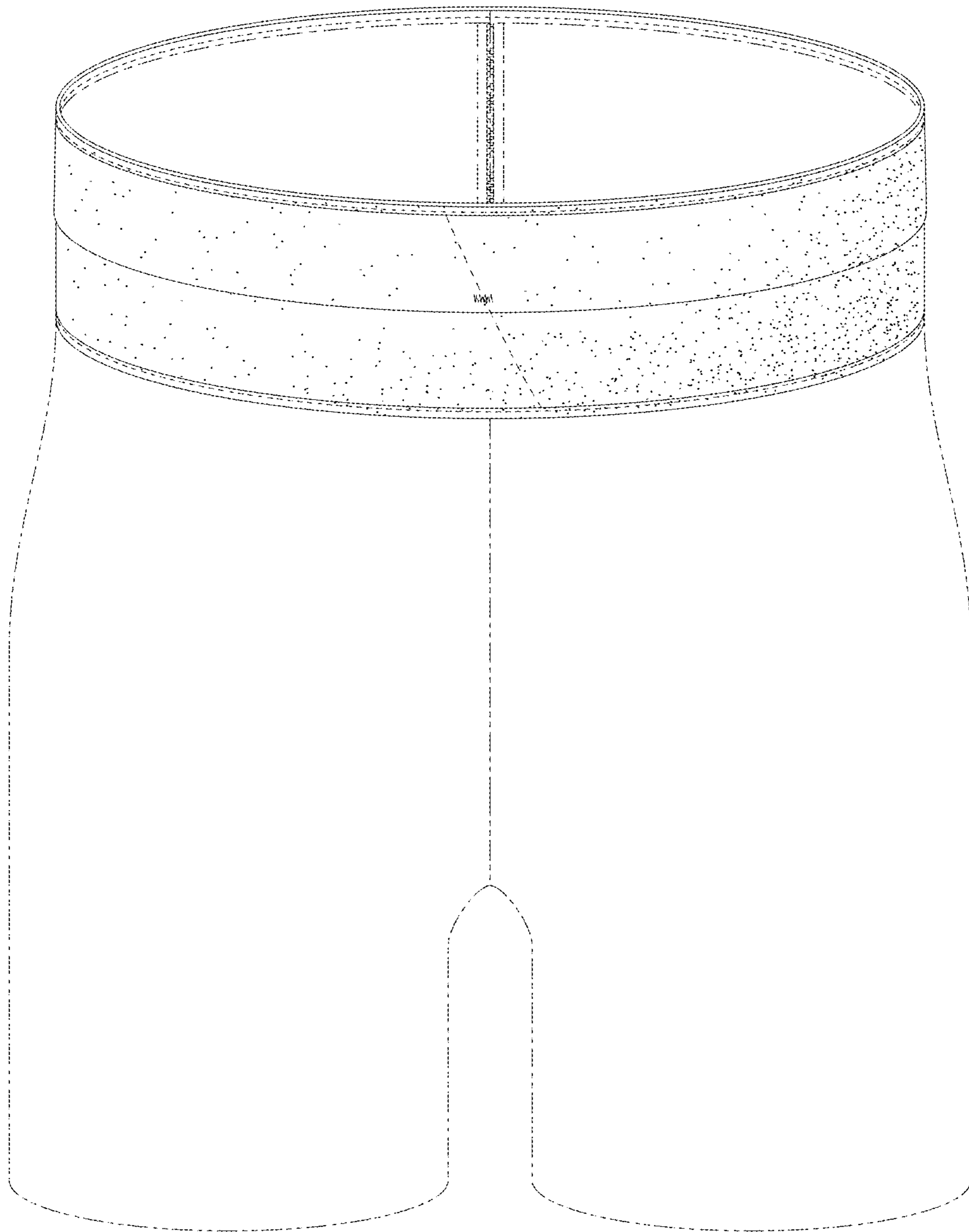


FIG. 1

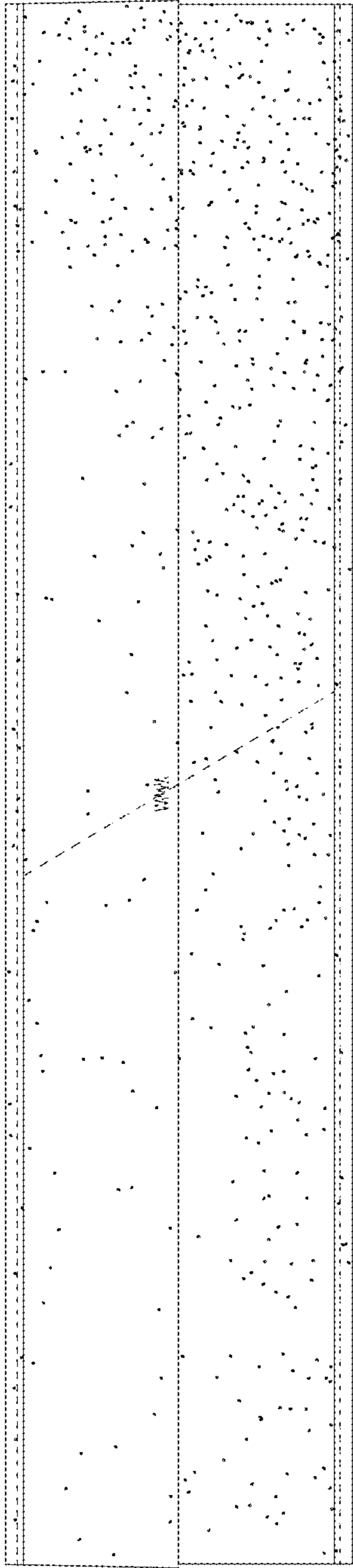


FIG. 2

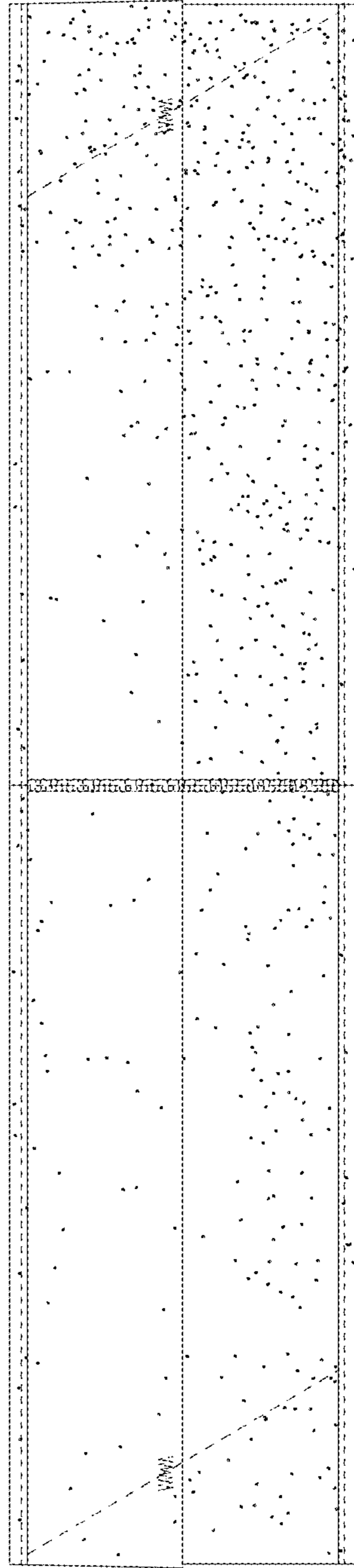


FIG. 3

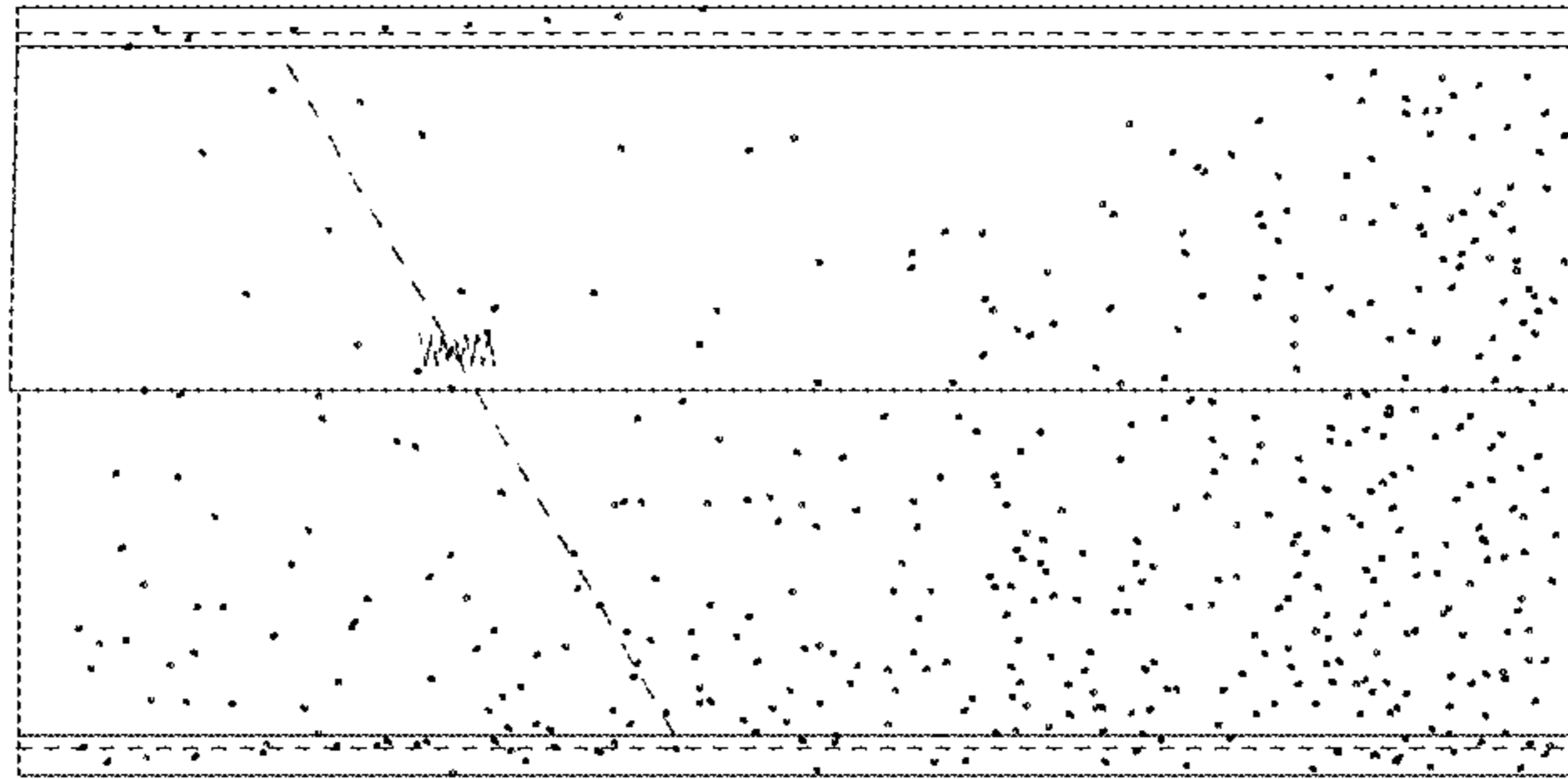


FIG. 4

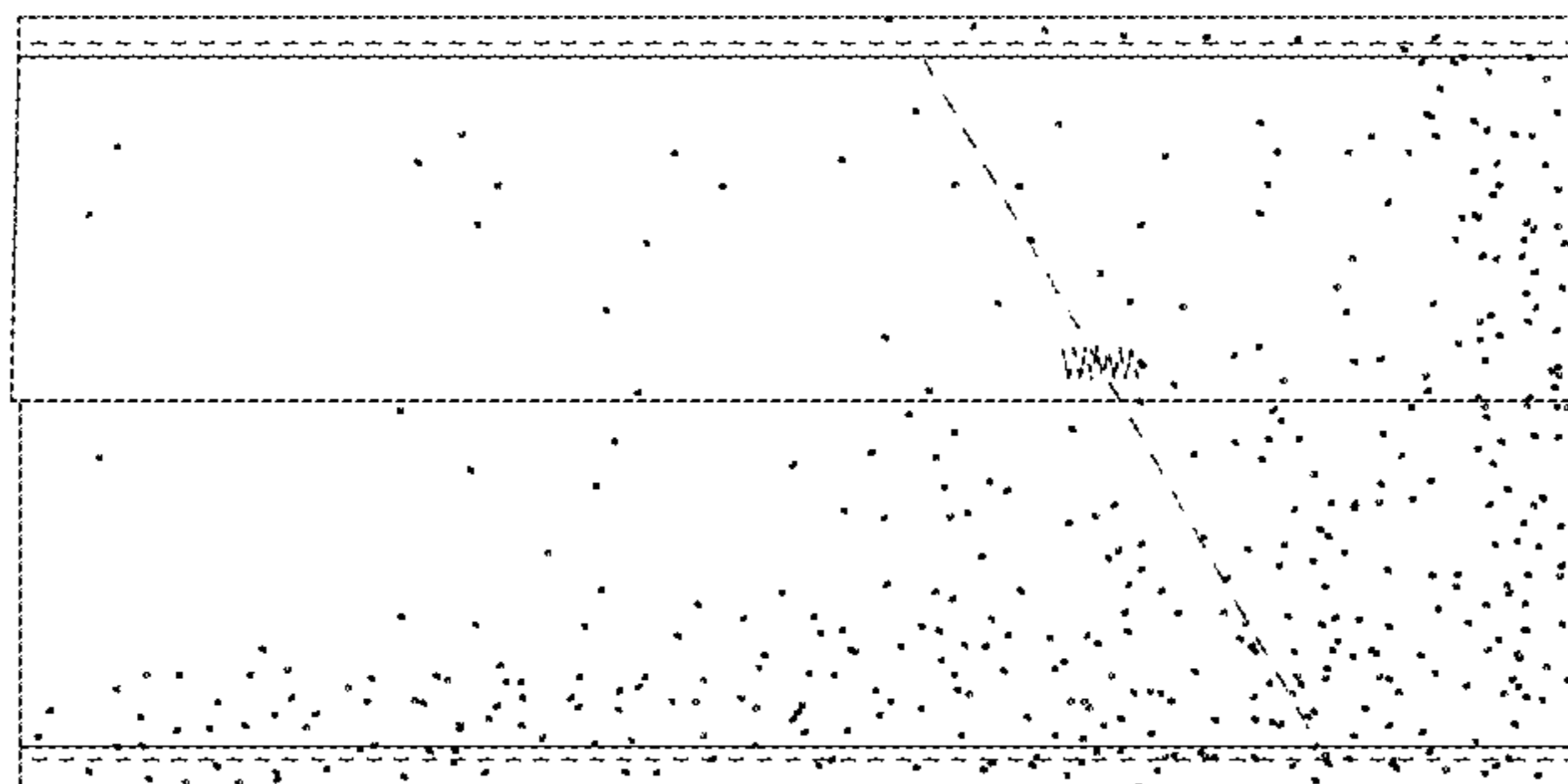


FIG. 5

