

US00D827026S

(12) **United States Design Patent** (10) **Patent No.:** **US D827,026 S**
Williams et al. (45) **Date of Patent:** **** Aug. 28, 2018**

(54) **TRANSACTION CARD** 2033/18; B42D 2033/20; B42D 2033/22;
B42D 2033/28; B42D 2033/30

(71) Applicant: **American Express Travel Related Services Company, Inc.**, New York, NY (US) See application file for complete search history.

(72) Inventors: **Troy Williams**, New York, NY (US);
Peter Bates, New York, NY (US);
Michel David Arney, New York, NY (US); **Damien Vizcarra**, New York, NY (US)

(73) Assignee: **AMERICAN EXPRESS TRAVEL RELATED SERVICES COMPANY, INC.**, New York, NY (US)

(**) Term: **15 Years**

(21) Appl. No.: **29/625,432**

(22) Filed: **Nov. 9, 2017**

Related U.S. Application Data

(63) Continuation of application No. 29/548,291, filed on Dec. 11, 2015, now Pat. No. Des. 804,569.

(51) **LOC (11) Cl.** **19-08**

(52) **U.S. Cl.**
USPC **D19/10**

(58) **Field of Classification Search**
USPC D19/1-12, 20-34, 100;

40/124.01-124.15, 672, 661, 726, 776,
40/617; 283/72, 74-75, 103, 105-107,
283/82, 70, 94, 81, 904; 206/449, 815;
D21/385; D20/10, 22, 27, 40, 42, 11;
D14/435-437; 360/2; D6/613, 583;
235/380, 382, 487, 493, 488

CPC .. B42D 15/022; B42D 15/042; B42D 15/045;
B42D 15/027; B42D 25/00; B42D 25/20;
B42D 25/23; B42D 25/26; B42D 25/29;
B42D 25/30; B42D 25/285; B42D
2033/00; B42D 2033/04; B42D 2033/08;
B42D 2033/10; B42D 2033/16; B42D

(56) **References Cited**

U.S. PATENT DOCUMENTS

D661,350 S 6/2012 Halbur
D669,932 S 10/2012 Brinson
D765,175 S 8/2016 Canaday
D766,367 S 9/2016 Canaday
D767,023 S 9/2016 Ledsinger
D786,356 S 5/2017 Canaday
D804,569 S * 12/2017 Williams D19/10

OTHER PUBLICATIONS

USPTO; Notice of Allowance dated Aug. 23, 2017 in U.S. Appl. No. 29/548,291.

USPTO; Notice of Allowance dated Jul. 31, 2017 in U.S. Appl. No. 29/548,291.

* cited by examiner

Primary Examiner — Abraham Bahta

(74) *Attorney, Agent, or Firm* — Snell & Wilmer, L.L.P.

(57) **CLAIM**

The ornamental design for the transaction card, as shown and described.


DESCRIPTION

FIG. 1 illustrates a transaction card showing an embodiment of the present disclosure; and,

FIGS. 2, 3 and 4 illustrate the transaction card of FIG. 1 from different viewpoints.

If present, dotted lines shown in the accompanying drawings are intended to illustrate environmental features not necessarily intended to be a part of the claimed drawing in the figures in which they appear.

1 Claim, 3 Drawing Sheets






FIG. 1




FIG. 2

FIG. 3

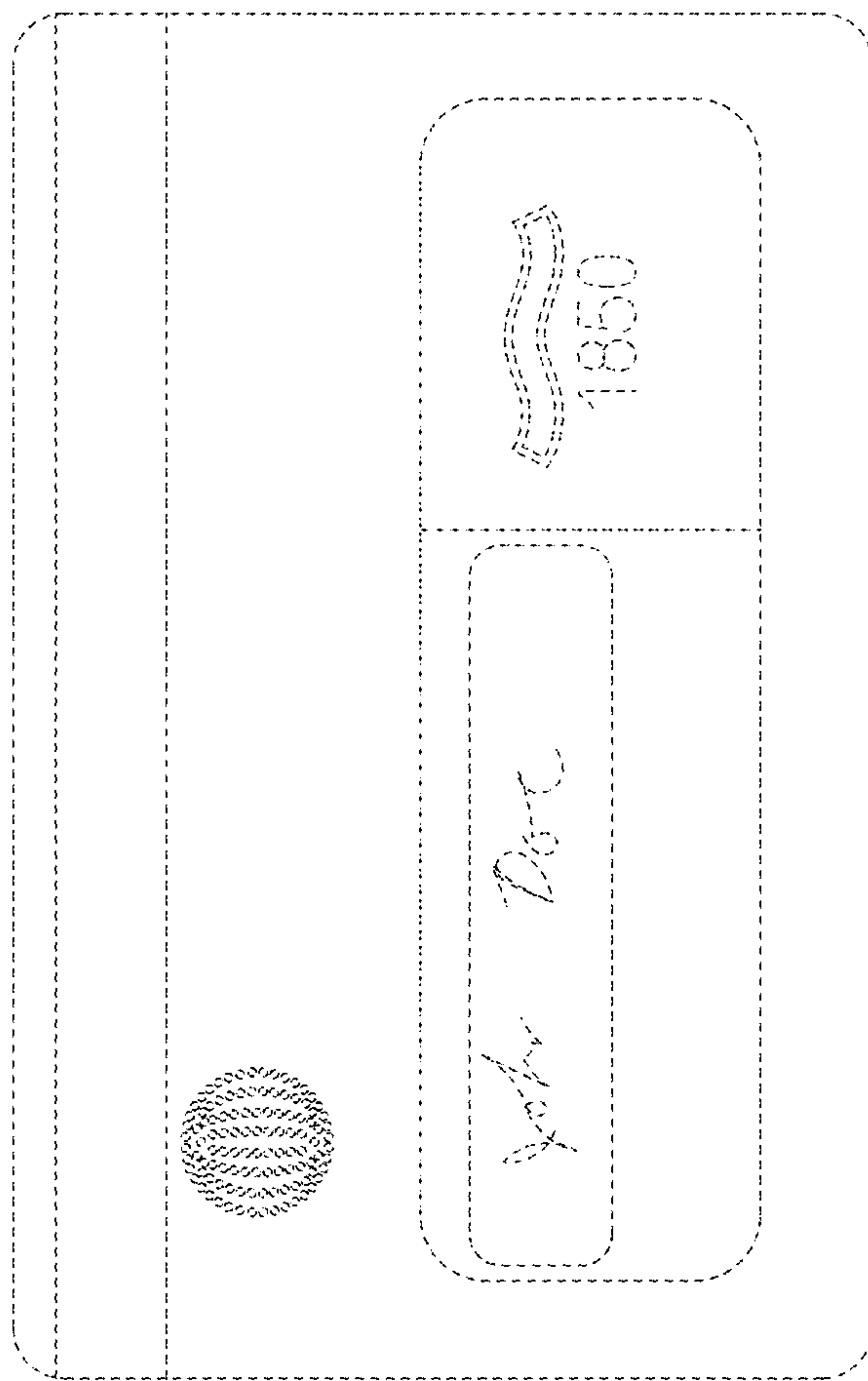


FIG.4