



US00D827025S

(12) **United States Design Patent** (10) **Patent No.:** **US D827,025 S**  
**Dennis** (45) **Date of Patent:** **\*\* Aug. 28, 2018**

(54) **LAMP GREETING CARD**

(71) Applicant: **American Greetings Corporation,**  
Cleveland, OH (US)

(72) Inventor: **Erin Dennis,** Lakewood, OH (US)

(73) Assignee: **American Greetings Corporation,**  
Cleveland, OH (US)

(\*\*) Term: **15 Years**

(21) Appl. No.: **29/606,651**

(22) Filed: **Jun. 6, 2017**

(51) **LOC (11) Cl.** ..... **19-01**

(52) **U.S. Cl.**  
USPC ..... **D19/6**

(58) **Field of Classification Search**  
USPC ..... D19/1-8, 82, 100; 40/124.01-124.15,  
40/582, 540, 443, 442, 902, 672, 617,  
40/599, 331, 359, 360, 625, 717, 455,  
40/124.191, 493, 501; 446/147, 215, 217,  
446/227, 228, 236, 238; 362/806, 808,  
362/257, 362, 375, 427, 351; 428/42.1,  
428/203-204, 913.3, 7-11, 15-18, 542.2;  
283/2-4, 74-75, 91, 103, 105-106;  
D20/10, 22, 42, 27, 40; 229/92, 92.1,  
229/92.8, 300-303; D11/131, 117, 141,  
D11/157-158, 164, 184; 206/449, 308.3;  
D21/660, 476, 467, 465; D26/1, 24,  
D26/93-94, 104-110  
CPC ..... B42D 25/00; B42D 25/20; B42D 25/23;  
B42D 25/26; B42D 25/29; B42D 25/30;  
B42D 25/285; B42D 15/022; B42D  
15/027; B42D 15/045; B42D 15/042;  
B42D 2033/00; B42D 2033/02; B42D  
2033/04; B42D 2033/08; B42D 2033/10;

B42D 2033/16; B42D 2033/18; B42D  
2033/20; B42D 2033/22; B42D 2033/28;  
B42D 2033/30; G09F 1/00; G09F 1/06;  
G09F 1/08; G09F 19/02; G09F 19/08;  
F21V 17/00; F21S 13/12

See application file for complete search history.

(56) **References Cited**

U.S. PATENT DOCUMENTS

D783,715 S \* 4/2017 Eklund ..... D19/1

\* cited by examiner

*Primary Examiner* — Abraham Bahta

(74) *Attorney, Agent, or Firm* — Christine Flanagan

(57) **CLAIM**

The ornamental design for a lamp greeting card, as shown and described.

**DESCRIPTION**

FIG. 1 is a perspective view of the lamp greeting card of the present invention.

FIG. 2 is a front view of the lamp greeting card of FIG. 9.

FIG. 3 is a rear view of the lamp greeting card of FIG. 9.

FIG. 4 is a left side view of the lamp greeting card of FIG. 9.

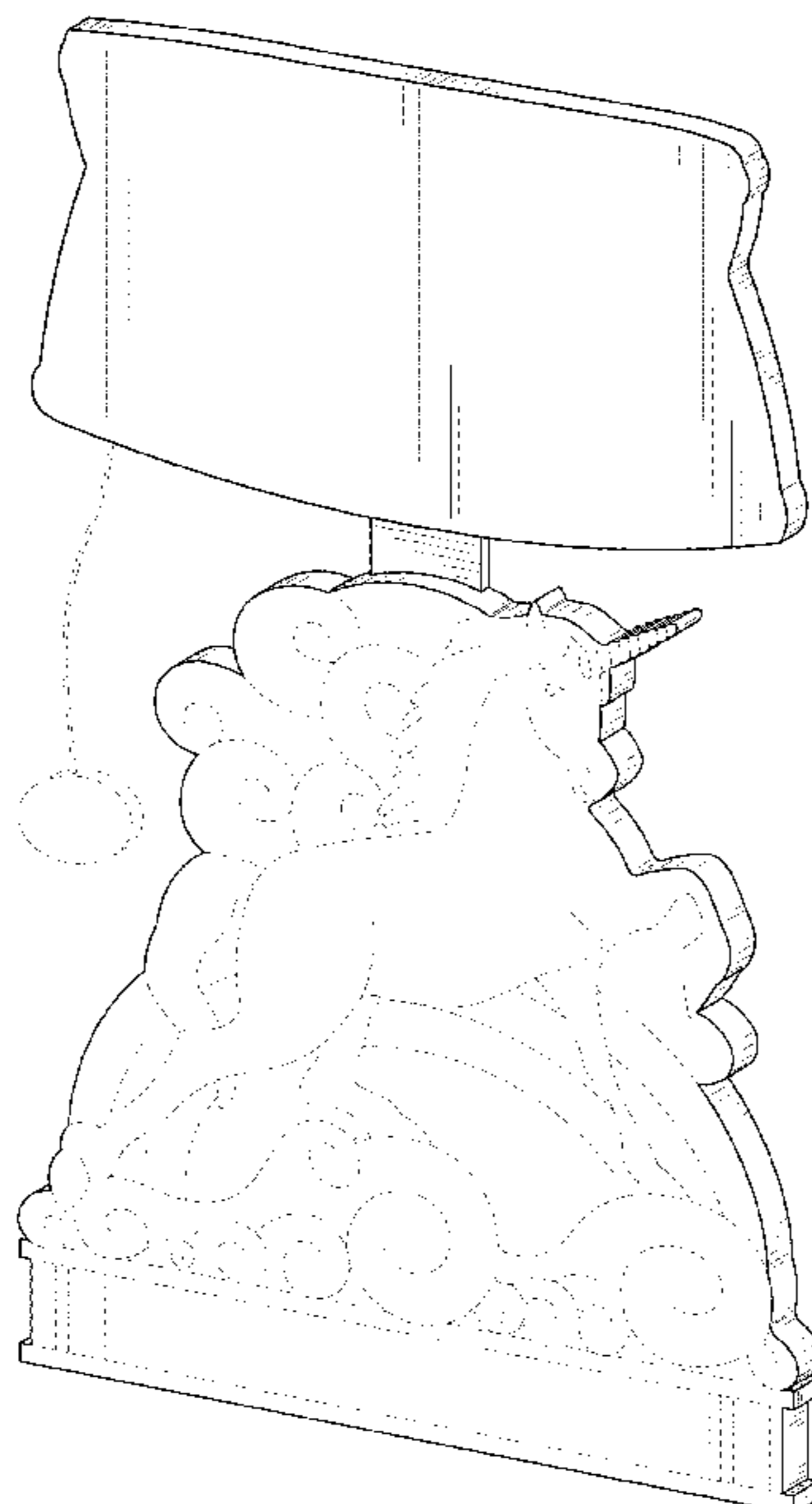
FIG. 5 is a right side view of the lamp greeting card of FIG. 9.

FIG. 6 is a top down view of the lamp greeting card of FIG. 9.

FIG. 7 is a bottom up view of the lamp greeting card of FIG. 9; and,

FIG. 8 is a perspective view of the lamp greeting card of FIG. 9, in a partially open position.

**1 Claim, 5 Drawing Sheets**




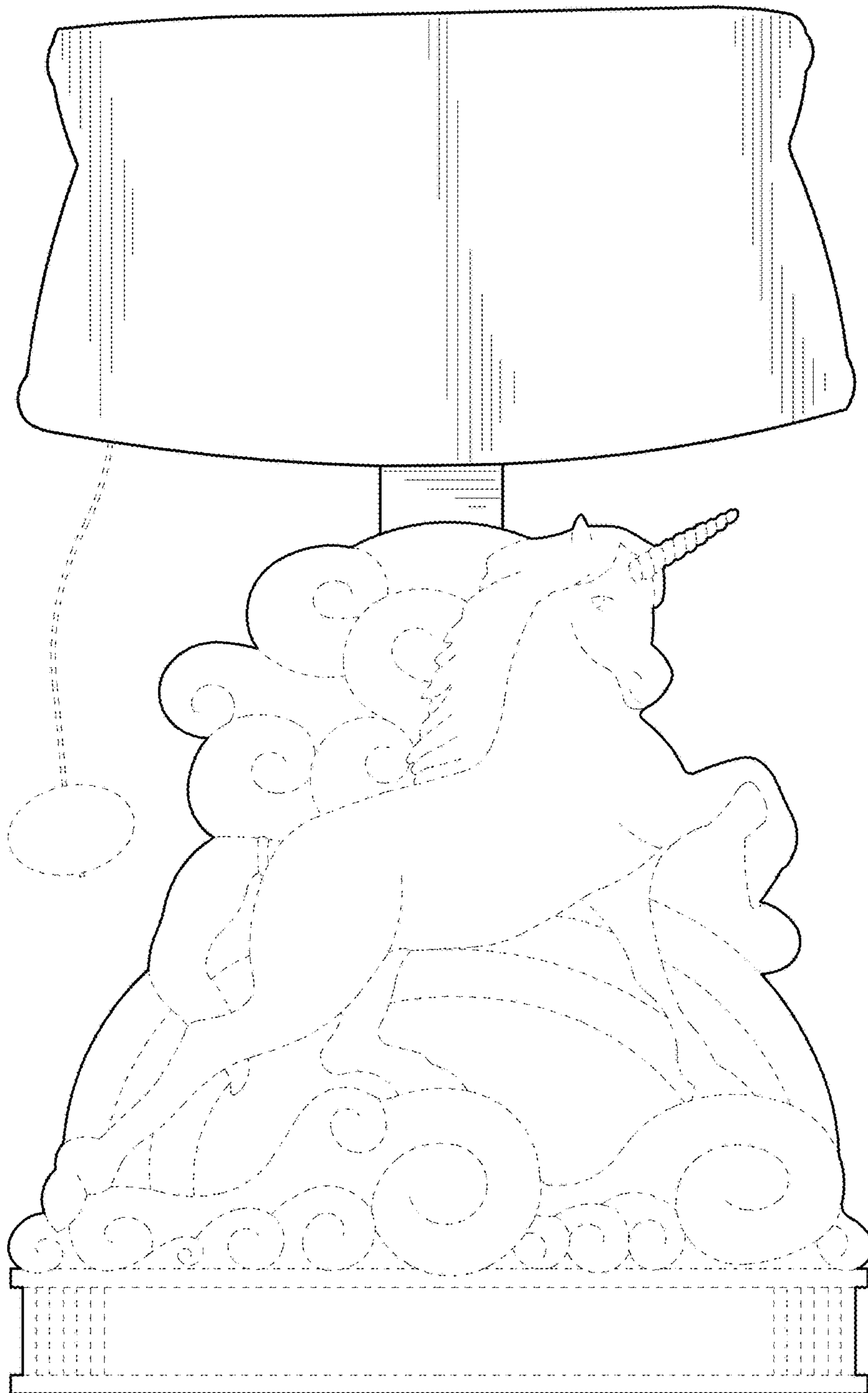


Fig. 1



**Fig. 2**

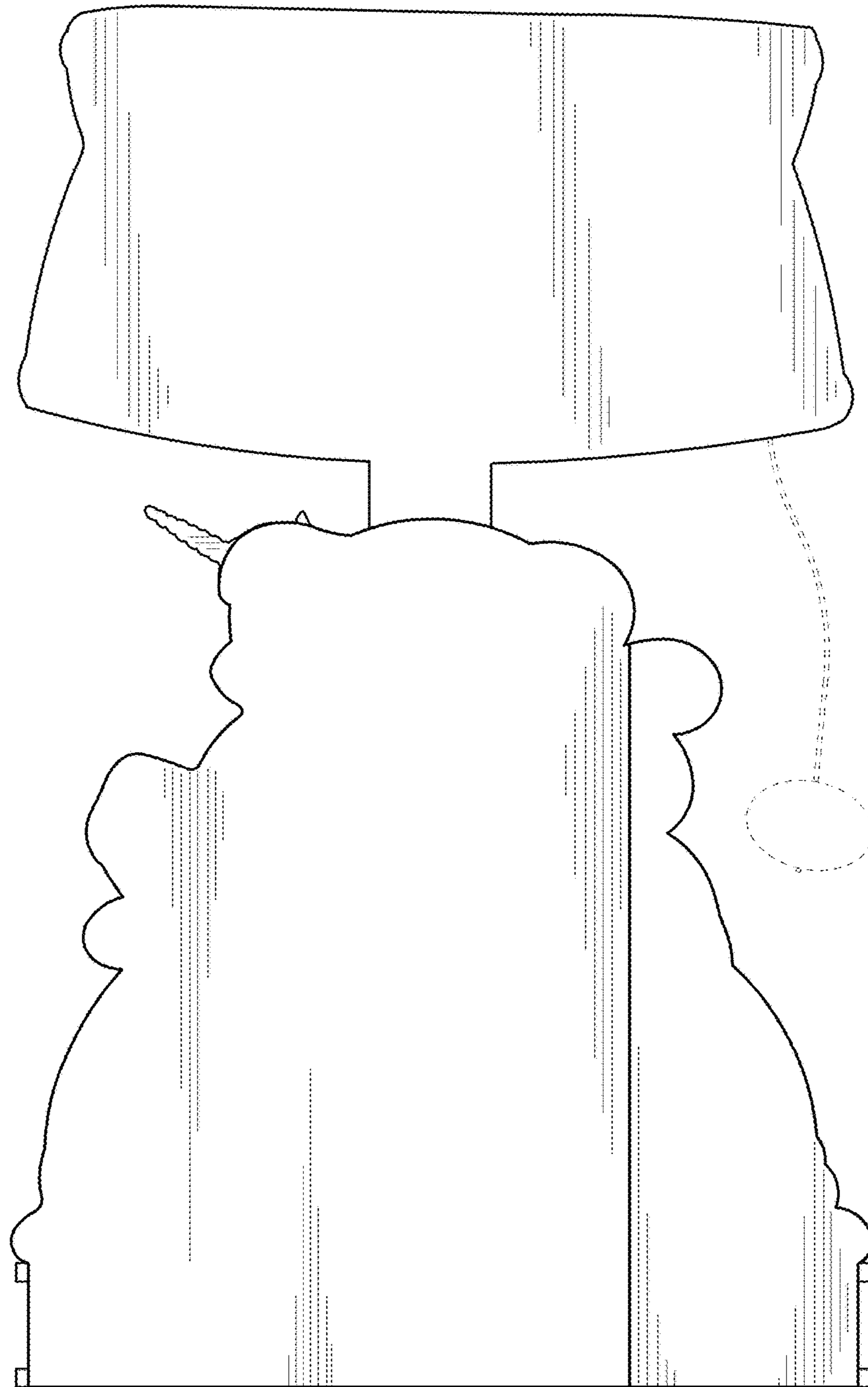
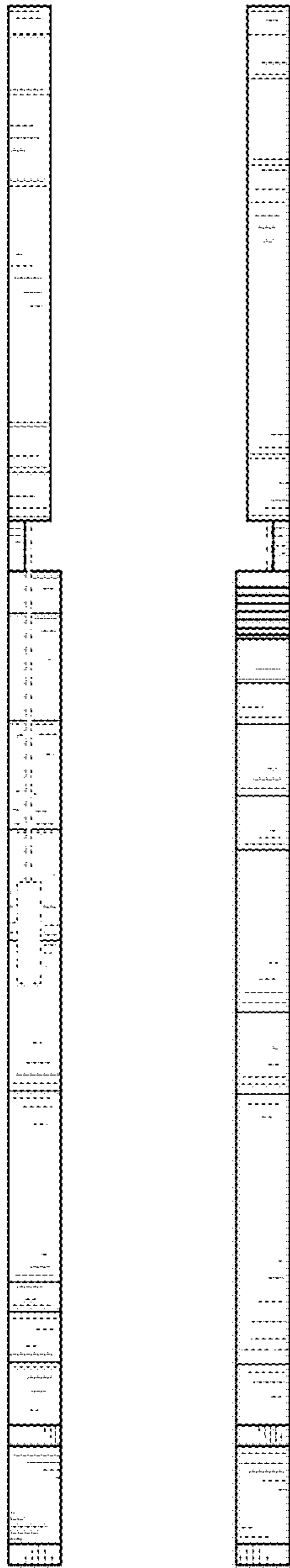



Fig. 3



**Fig. 4**   **Fig. 5**



**Fig. 6**



**Fig. 7**



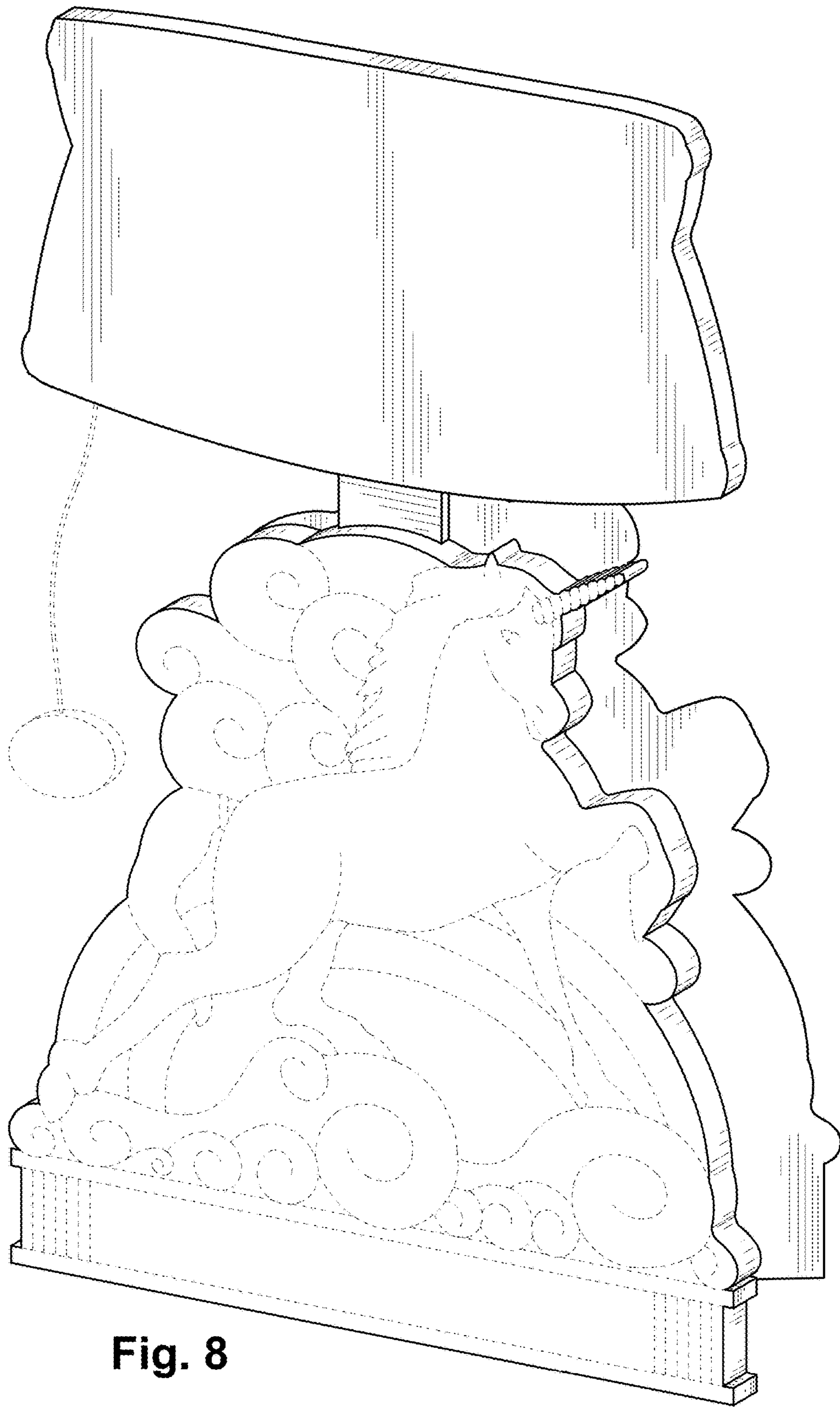


Fig. 8