



US00D827014S

(12) **United States Design Patent**
Sakai

(10) **Patent No.:** **US D827,014 S**

(45) **Date of Patent:** **** Aug. 28, 2018**

(54) **CAMERA**

(71) Applicant: **FUJIFILM Corporation**, Tokyo (JP)

(72) Inventor: **Masayuki Sakai**, Tokyo (JP)

(73) Assignee: **FUJIFILM Corporation**, Tokyo (JP)

(**) Term: **15 Years**

(21) Appl. No.: **29/596,956**

(22) Filed: **Mar. 13, 2017**

(30) **Foreign Application Priority Data**

Sep. 16, 2016 (JP) 2016-020094

(51) **LOC (11) Cl.** **16-01**

(52) **U.S. Cl.**
USPC **D16/218**

(58) **Field of Classification Search**
USPC D16/200, 202–206, 208, 218, 219, 242;
348/164, 347, 373–376; 396/535,
396/539–541; 250/330, 332
CPC G03B 15/03; G03B 17/02; G03B 17/04;
G03B 17/56; G03B 19/04; H04N 5/2251;
H04N 5/2252; H04N 5/2253; H04N
5/2254; H04N 2101/00; H04N 5/33;
H04N 5/332

See application file for complete search history.

(56) **References Cited**

U.S. PATENT DOCUMENTS

D692,939 S * 11/2013 Huang D16/218
D697,122 S * 1/2014 Ikegame D16/218

D709,543 S * 7/2014 Isozaki D16/218
D733,780 S * 7/2015 Chen D16/202
D744,572 S * 12/2015 Tabuchi D16/218
D754,234 S * 4/2016 Lee D16/218
D754,769 S * 4/2016 Patulski D16/202
D755,274 S * 5/2016 Lee D16/218
D764,559 S * 8/2016 Luo D16/202
D779,577 S * 2/2017 Ikegame D16/211
D781,362 S * 3/2017 Ikegame D16/211
D781,363 S * 3/2017 Ikegame D16/211
D792,497 S * 7/2017 Oliveira D16/208

* cited by examiner

Primary Examiner — Philip S Hyder

Assistant Examiner — Ramzi S Almatrahi

(74) *Attorney, Agent, or Firm* — Sughrue Mion, PLLC

(57) **CLAIM**

The ornamental design for a camera, as shown and described.

DESCRIPTION

FIG. 1 is a top, front and right side perspective view of a camera showing my new design;
FIG. 2 is a top, rear and left side perspective view thereof;
FIG. 3 is a front elevational view thereof;
FIG. 4 is a rear elevational view thereof;
FIG. 5 is a top plan view thereof;
FIG. 6 is a bottom plan view thereof; and,
FIG. 7 is a left side elevational view thereof.

The broken lines depict portions of the camera in which the design is embodied that form no part of the claimed design.

1 Claim, 6 Drawing Sheets

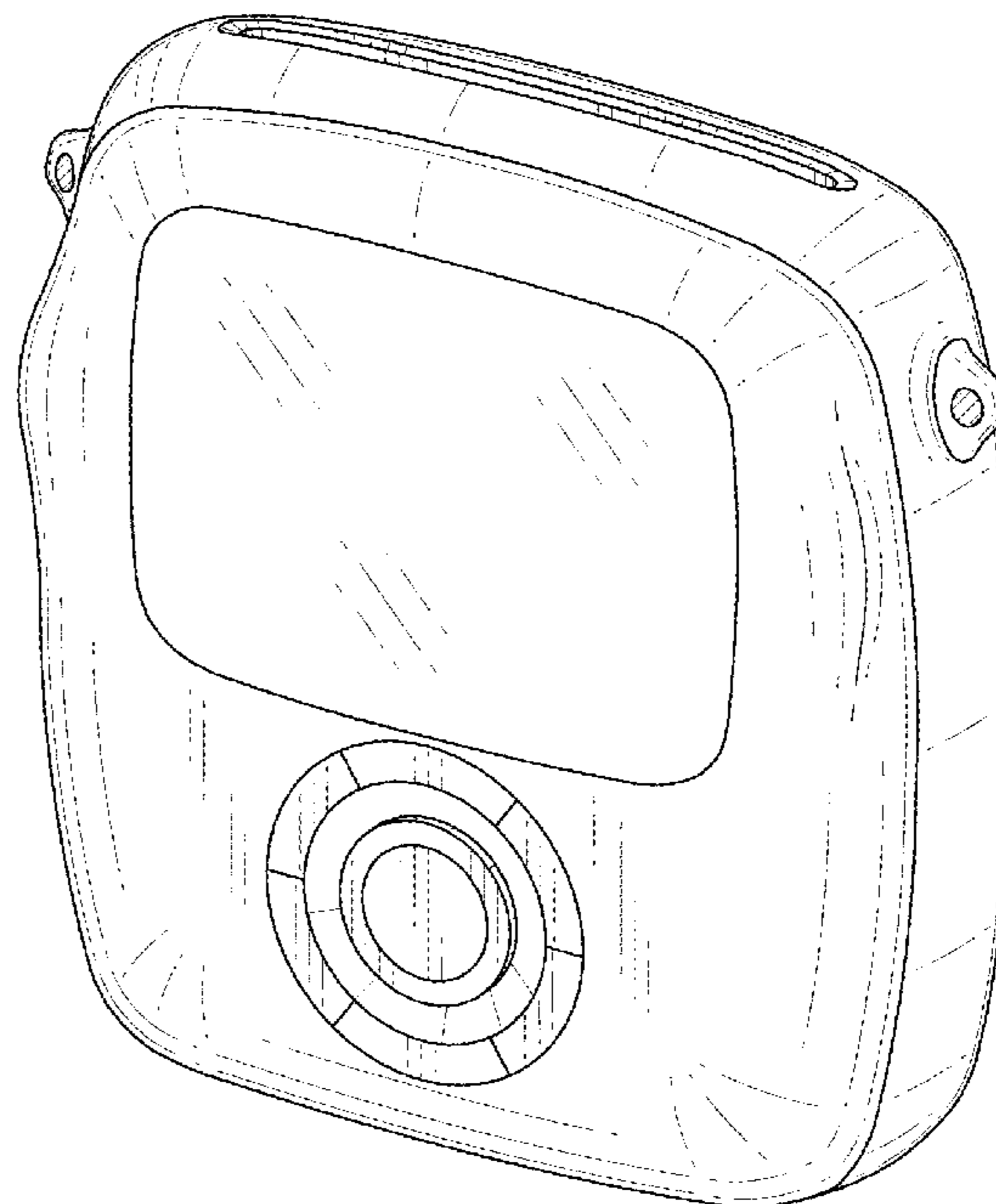



FIG. 1




FIG.2

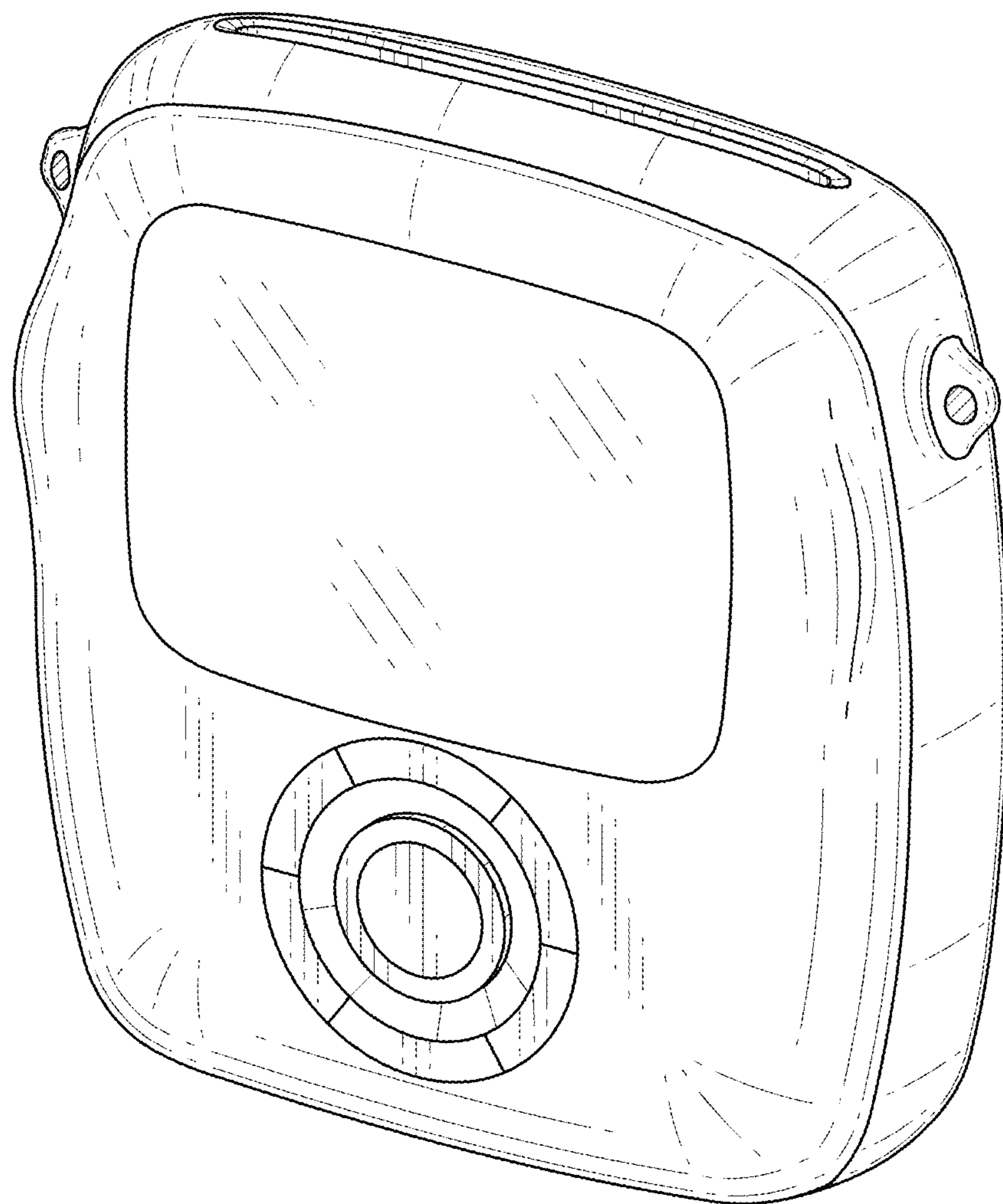


FIG.3

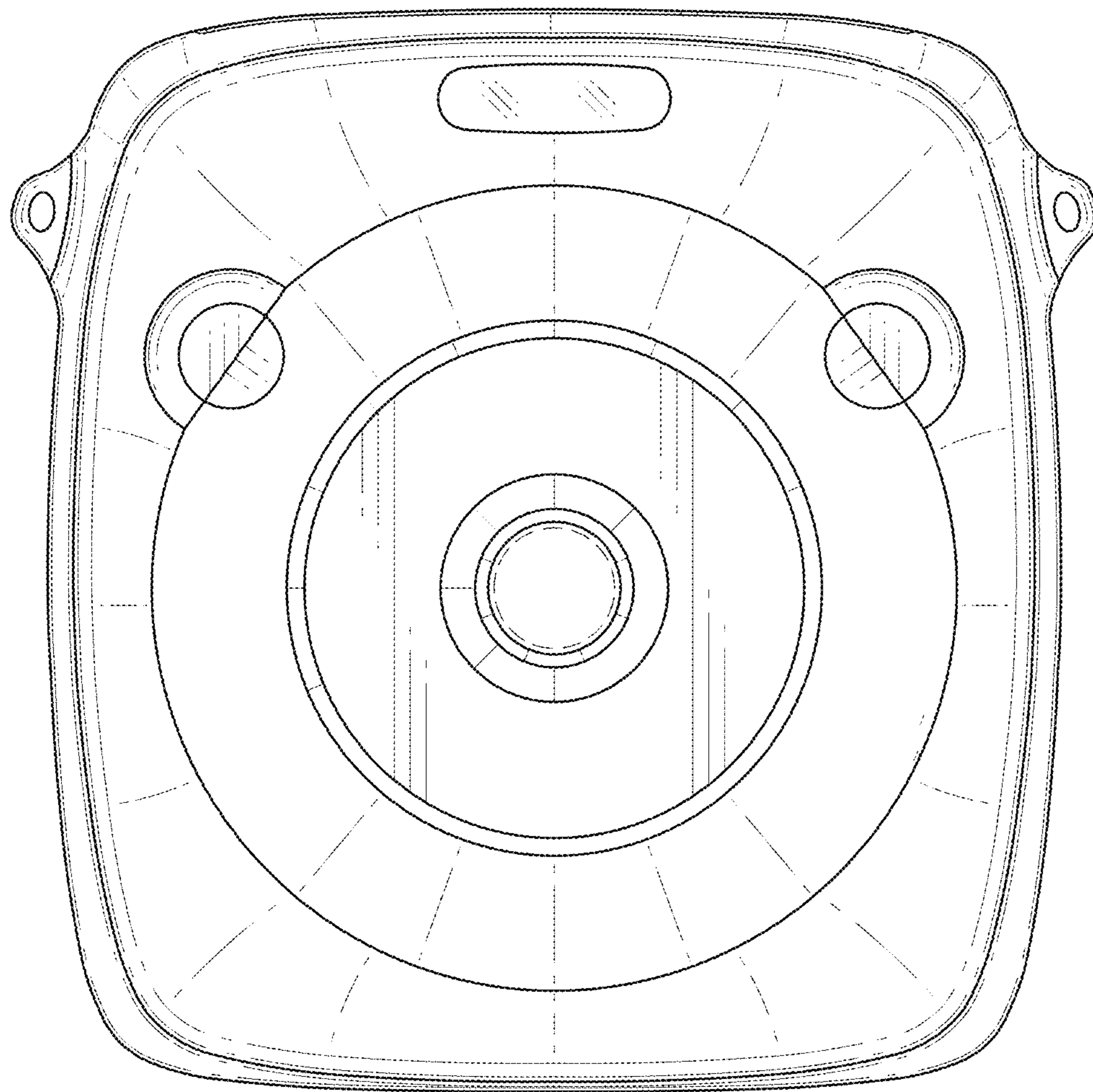


FIG. 4

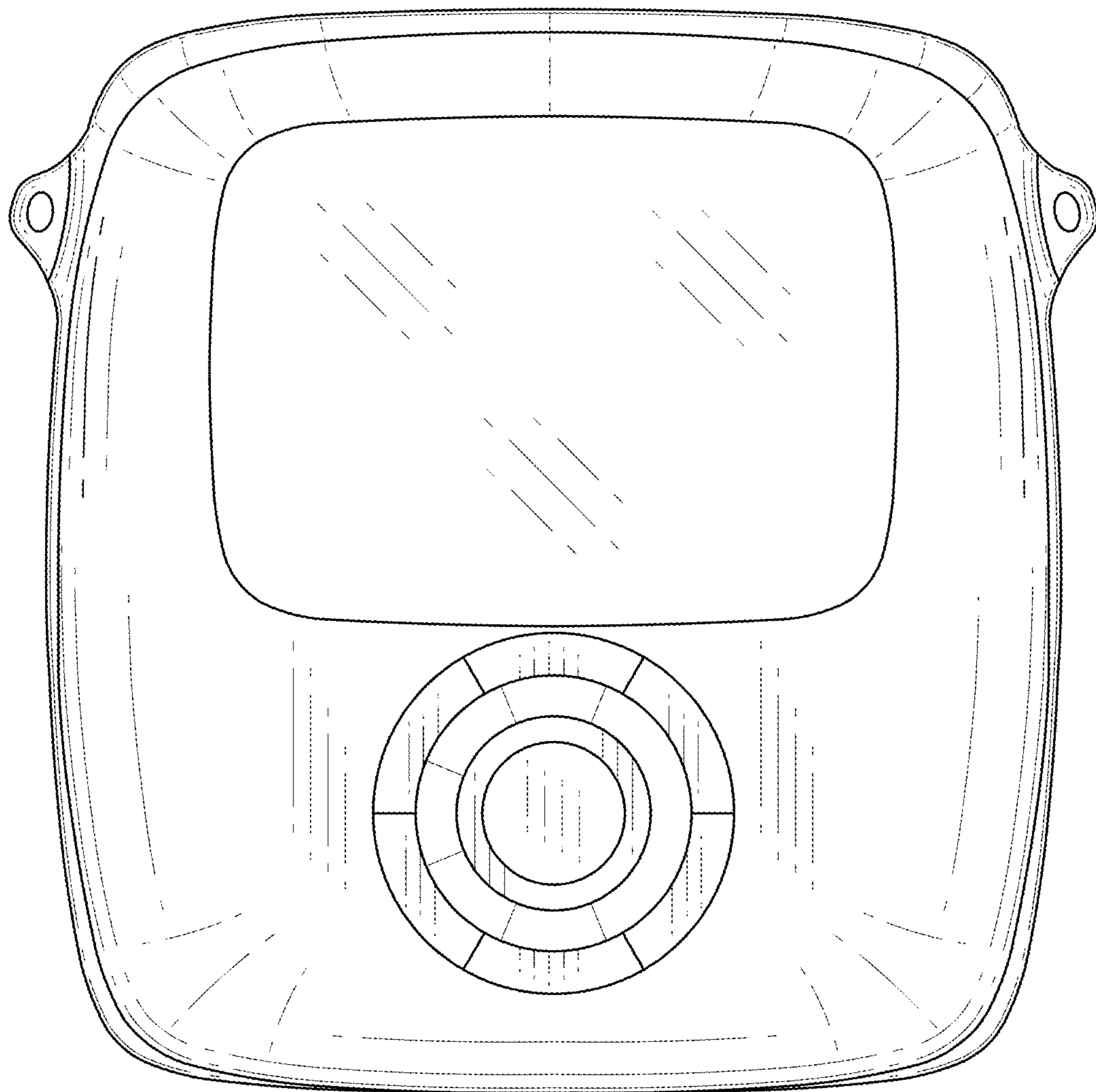


FIG.5

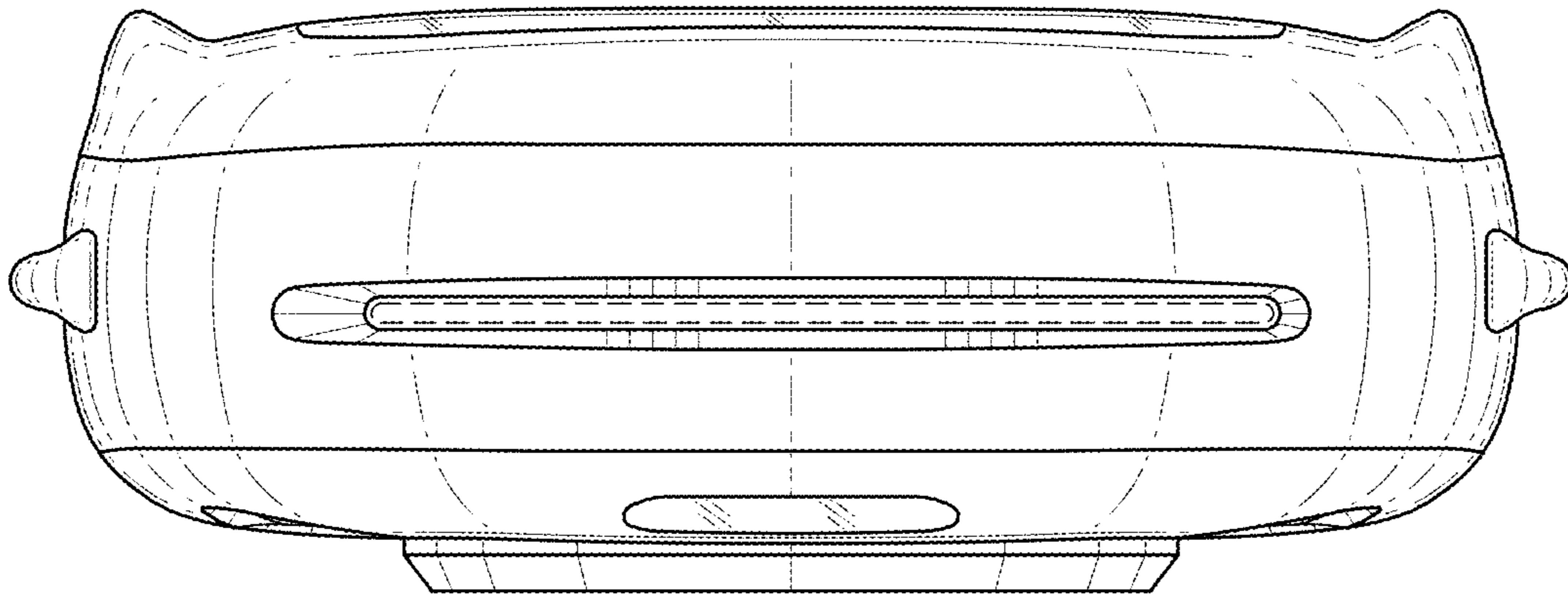


FIG.6

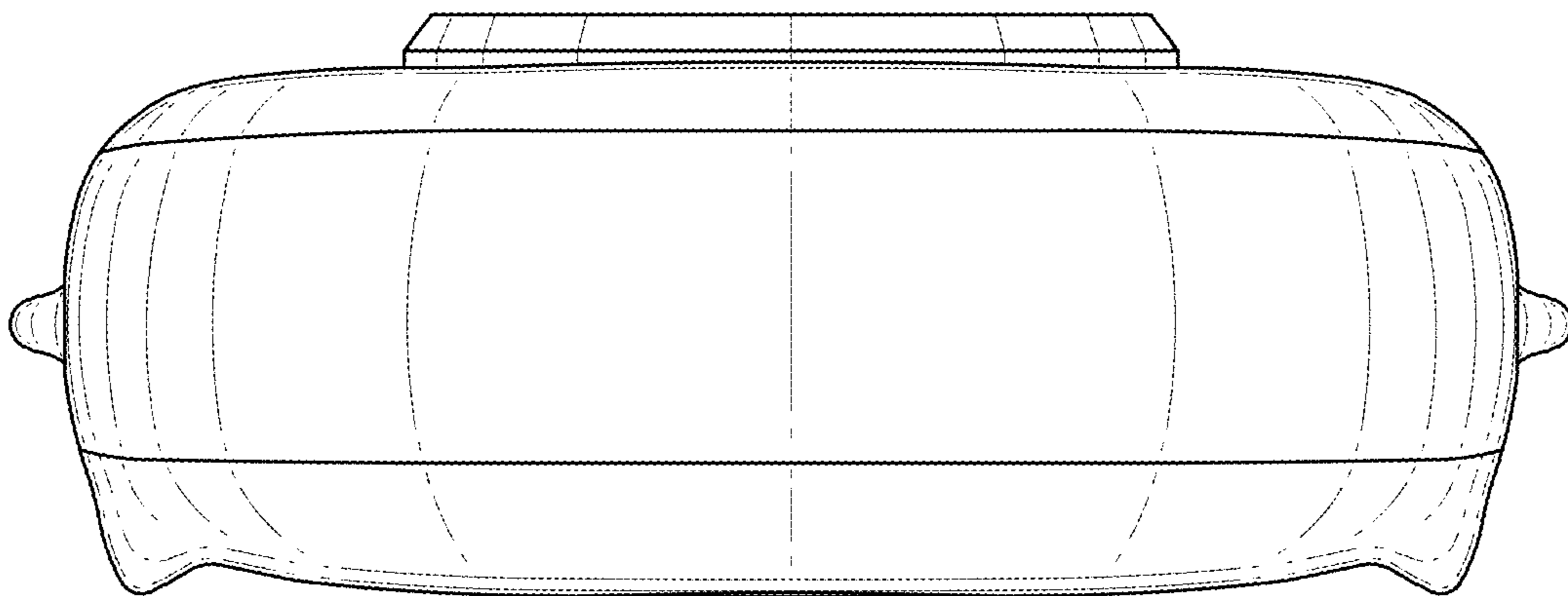


FIG. 7

