



US00D826959S

(12) **United States Design Patent** (10) **Patent No.:** **US D826,959 S**  
**Foxenland et al.** (45) **Date of Patent:** **\*\* Aug. 28, 2018**

(54) **DISPLAY SCREEN OR PORTION THEREOF WITH GRAPHICAL USER INTERFACE**

(71) Applicant: **AXIS AB**, Lund (SE)

(72) Inventors: **Eral Foxenland**, Malmo (SE); **Christian Lindborg**, Vallakra (SE); **Thomas Teikari**, Lund (SE); **Andreas Johnsson**, Malmo (SE); **Mikael Danowsky**, Malmo (SE)

(73) Assignee: **AXIS AB**, Lund (SE)

(\*\*) Term: **15 Years**

(21) Appl. No.: **29/633,322**

(22) Filed: **Jan. 12, 2018**

**Related U.S. Application Data**

(62) Division of application No. 29/566,290, filed on May 27, 2016.

(51) **LOC (11) Cl.** ..... **14-04**

(52) **U.S. Cl.**  
USPC ..... **D14/485**

(58) **Field of Classification Search**  
USPC ..... D14/485-488  
CPC ..... G06F 3/04817; G06F 3/0482  
See application file for complete search history.

(56) **References Cited**

**U.S. PATENT DOCUMENTS**

D711,398 S 8/2014 Safa  
D749,610 S 2/2016 Lee

D754,710 S \* 4/2016 Dong ..... D14/487  
D788,115 S \* 5/2017 Hyman ..... D14/485  
D791,791 S \* 7/2017 Binne ..... D14/485  
D810,106 S \* 2/2018 Storm ..... D14/486  
2011/0161811 A1\* 6/2011 Choi ..... G11B 19/025  
715/702

2014/0176479 A1\* 6/2014 Wardenaar ..... G11B 27/34  
345/173

2016/0007965 A1 1/2016 Murphy

\* cited by examiner

*Primary Examiner* — Richelle G Shelton

(74) *Attorney, Agent, or Firm* — Oblon, McClelland, Maier & Neustadt, L.L.P.

(57) **CLAIM**

The ornamental design for a display screen or portion thereof with graphical user interface, as shown and described.


**DESCRIPTION**

The file contains a drawing of FIG. 2, executed in color. Copies of this patent with color drawing(s) will be provided by the Office upon request and payment of the necessary fee. FIG. 1 is a front view of a display screen or portion thereof with graphical user interface according to a first embodiment of our design; and,

FIG. 2 is a second embodiment thereof.

The dashed broken lines in the drawings represent the display screen or portion thereof and elements of the graphical user interface that form no part of the claimed design. The dash-dot broken lines represent a boundary to the claimed design and form no part of the claimed design.

**1 Claim, 2 Drawing Sheets**  
**(1 of 2 Drawing Sheet(s) Filed in Color)**



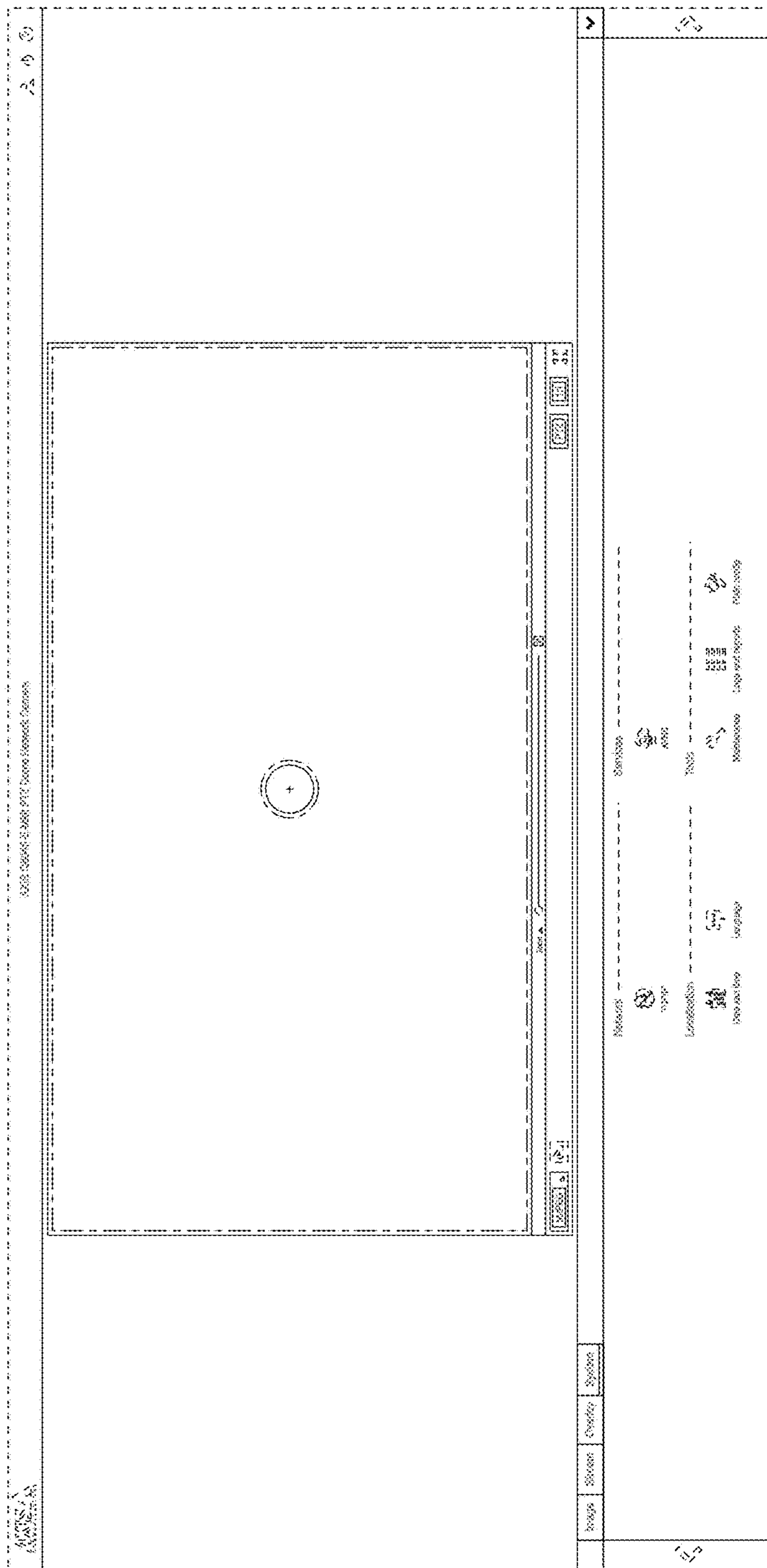


FIG. 1

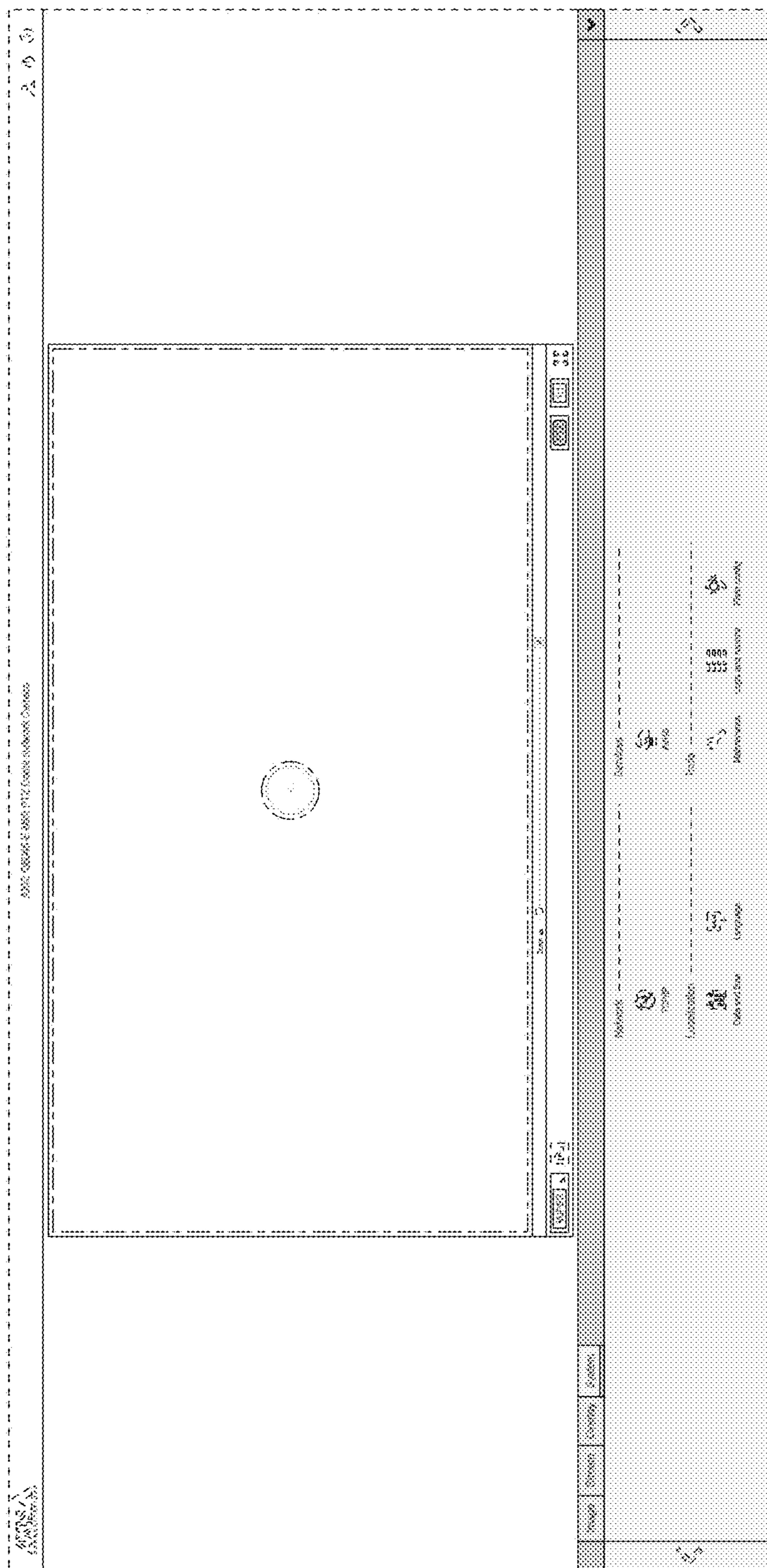


FIG. 2