



US00D826923S

(12) **United States Design Patent** (10) **Patent No.:** **US D826,923 S**  
**Lee et al.** (45) **Date of Patent:** **\*\* Aug. 28, 2018**

(54) **LAPTOP COMPUTER**

(71) Applicant: **LG ELECTRONICS INC.**, Seoul (KR)

(72) Inventors: **Heechang Lee**, Seoul (KR); **Bumsang Lee**, Seoul (KR); **Taejin Lee**, Seoul (KR)

(73) Assignee: **LG ELECTRONICS INC.**, Seoul (KR)

(\*\*) Term: **15 Years**

(21) Appl. No.: **35/503,337**

(22) Filed: **Jan. 13, 2017**

(80) **Hague Agreement Data**

Int. Filing Date: **Jan. 13, 2017**  
Int. Reg. No.: **DM/094408**  
Int. Reg. Date: **Jan. 13, 2017**  
Int. Reg. Pub. Date: **Jul. 14, 2017**

(30) **Foreign Application Priority Data**

Jul. 20, 2016 (KR) ..... 30-2016-0035504

(51) **LOC (11) Cl.** ..... **14-02**

(52) **U.S. Cl.**  
USPC ..... **D14/315**

(58) **Field of Classification Search**

USPC ..... D14/341-347, 315-327, 420, 426, D14/129-130, 496, 138 G, 138 R, D14/138 AA, 138 AB; D18/1, 2, 11  
CPC ..... G06F 1/16; G06F 1/1616; G06F 1/1626; G06F 1/1632; G06F 1/1613; G06F 1/1601; G06F 1/1618; G06F 1/162; G06F 1/166; G06F 1/1654; G06F 1/1681; G06F 1/1637; G06F 1/1688; G06F 1/1656; G09G 5/00; F16M 11/10; H05K 5/00; H04M 1/0237

See application file for complete search history.

(56) **References Cited**

U.S. PATENT DOCUMENTS

D656,934 S \* 4/2012 Lee ..... D14/315  
D664,530 S \* 7/2012 Hsu ..... D14/315  
D671,539 S \* 11/2012 Kim ..... D14/318  
D676,041 S \* 2/2013 McManigal ..... D14/315  
D676,042 S \* 2/2013 McManigal ..... D14/318  
D678,269 S \* 3/2013 Lyles ..... D14/315  
D678,872 S \* 3/2013 Lee ..... D14/315

(Continued)

FOREIGN PATENT DOCUMENTS

CN 304236165 \* 8/2017  
WO D094408-001 \* 7/2017

*Primary Examiner* — Barbara G Fox  
*Assistant Examiner* — Dana K Weiland

(74) *Attorney, Agent, or Firm* — Birch, Stewart, Kolasch & Birch, LLP



(57) **CLAIM**

The ornamental design for a laptop computer, as shown and described.

**DESCRIPTION**

- 1. Laptop computer
- 1.1 is a front perspective view of a laptop computer showing the new design;
- 1.2 is a front view thereof;
- 1.3 is a back view thereof;
- 1.4 is a left view thereof;
- 1.5 is a right view thereof;
- 1.6 is a top view thereof;
- 1.7 is a bottom view thereof;
- 1.8 is another front perspective view of the laptop computer, shown in an alternate configuration;
- 1.9 is a front view thereof;
- 1.10 is a back view thereof;
- 1.11 is a left view thereof;
- 1.12 is a right view thereof;
- 1.13 is a top view thereof; and
- 1.14 is a bottom view thereof.

**1 Claim, 14 Drawing Sheets**



(56)

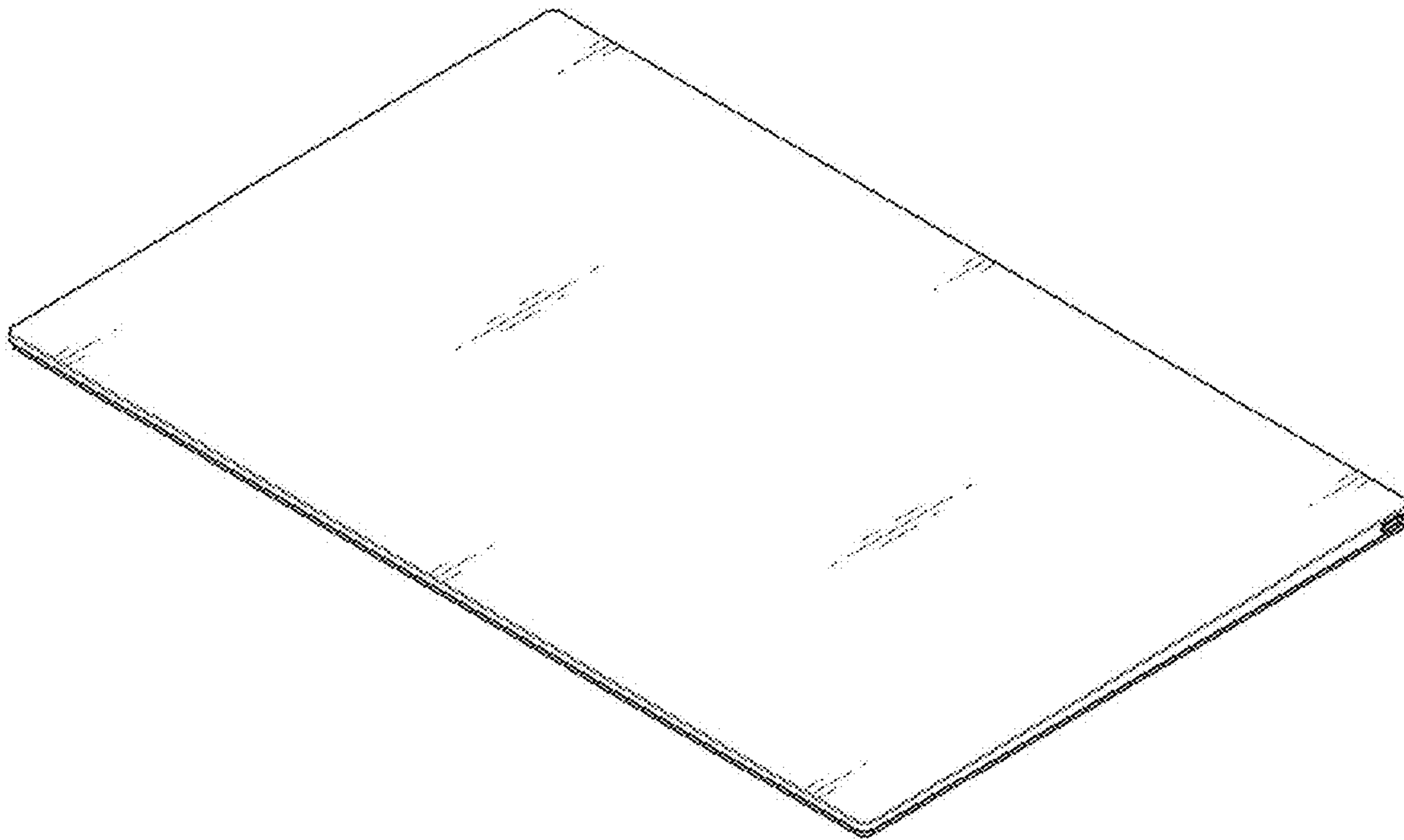
**References Cited**

U.S. PATENT DOCUMENTS

D679,705	S	*	4/2013	McManigal	.....	D14/318
D683,344	S	*	5/2013	Kao	.....	D14/318
D695,288	S	*	12/2013	Liu	.....	D14/318
D706,771	S	*	6/2014	Lee	.....	D14/315
D719,148	S	*	12/2014	Kim	.....	D14/315
D723,543	S	*	3/2015	Moon	.....	D14/318
D729,228	S	*	5/2015	Kawai	.....	D14/318
D770,440	S	*	11/2016	Chou	.....	D14/315
D774,505	S	*	12/2016	Akana	.....	D14/318
D787,500	S	*	5/2017	Akana	.....	D14/315
D807,345	S	*	1/2018	Senatori	.....	D14/316
2017/0105292	A1	*	4/2017	Kuzmenko	.....	G06F 1/1616

\* cited by examiner


1.1



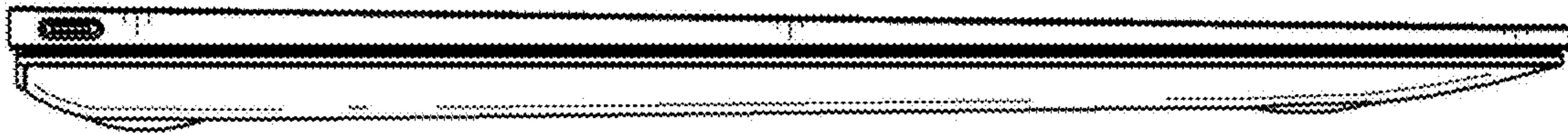
1.2




1.3




1.4



1.5

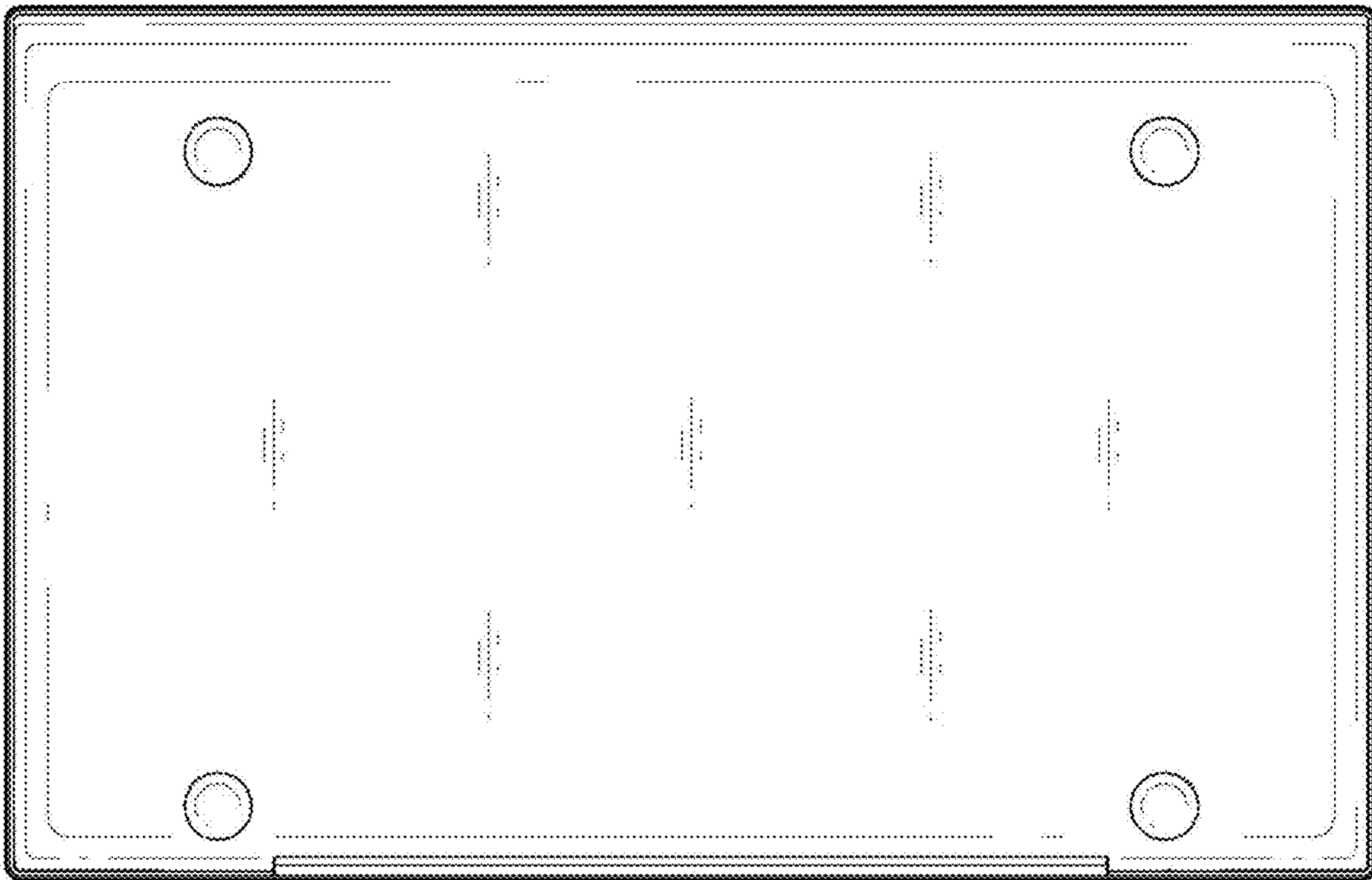


1.6

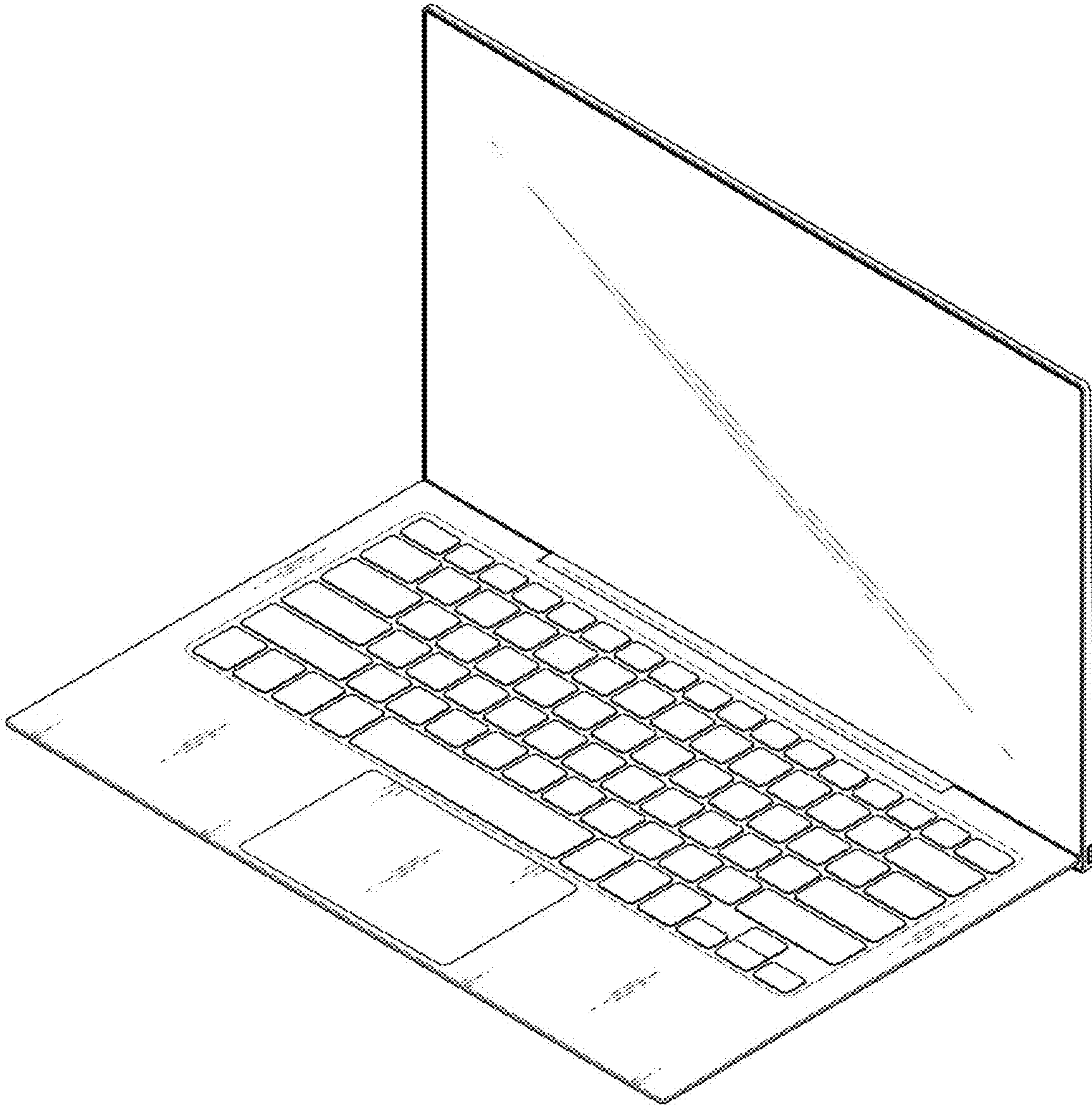




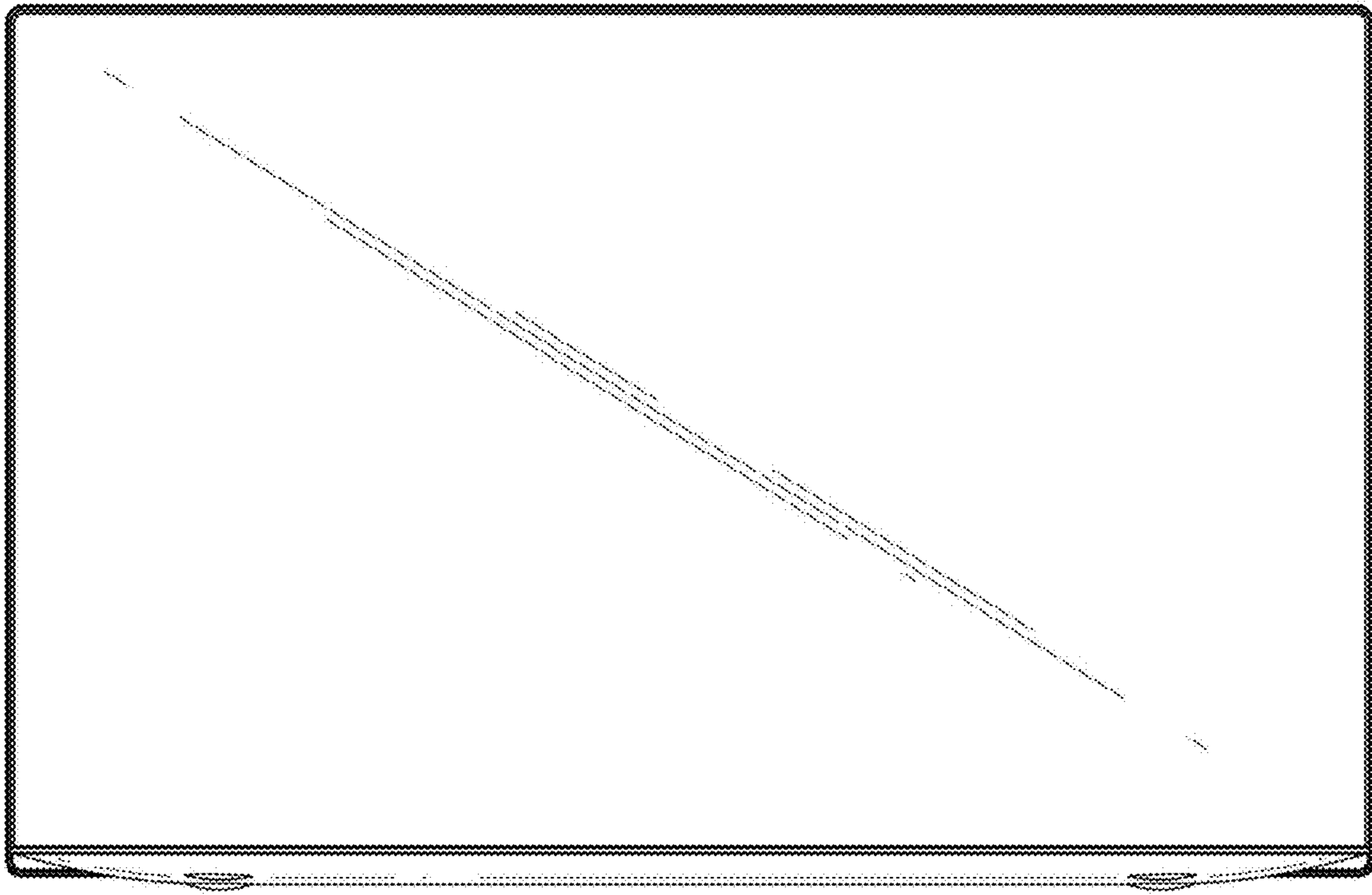
1.7




1.8



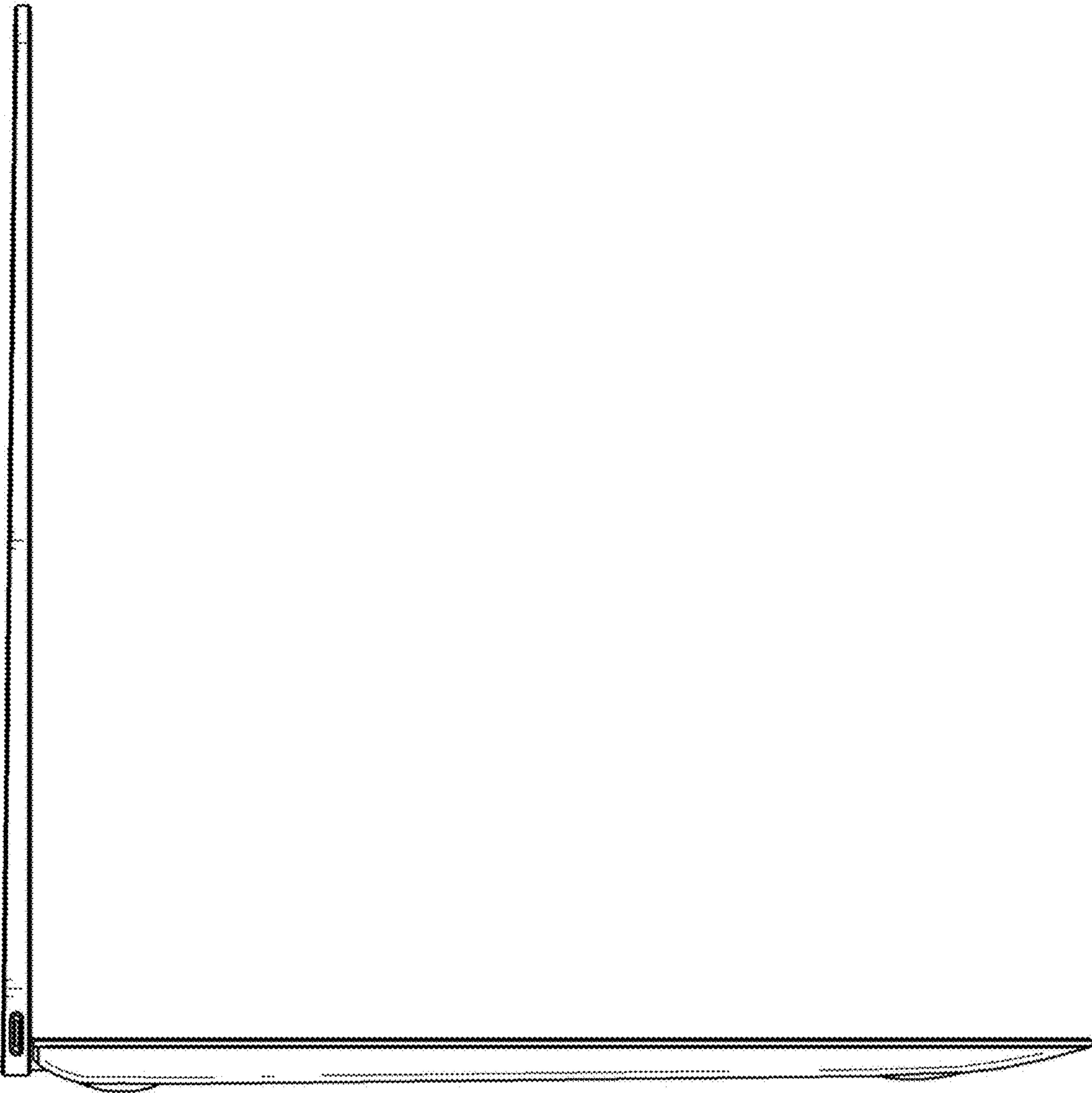
1.9




1.10



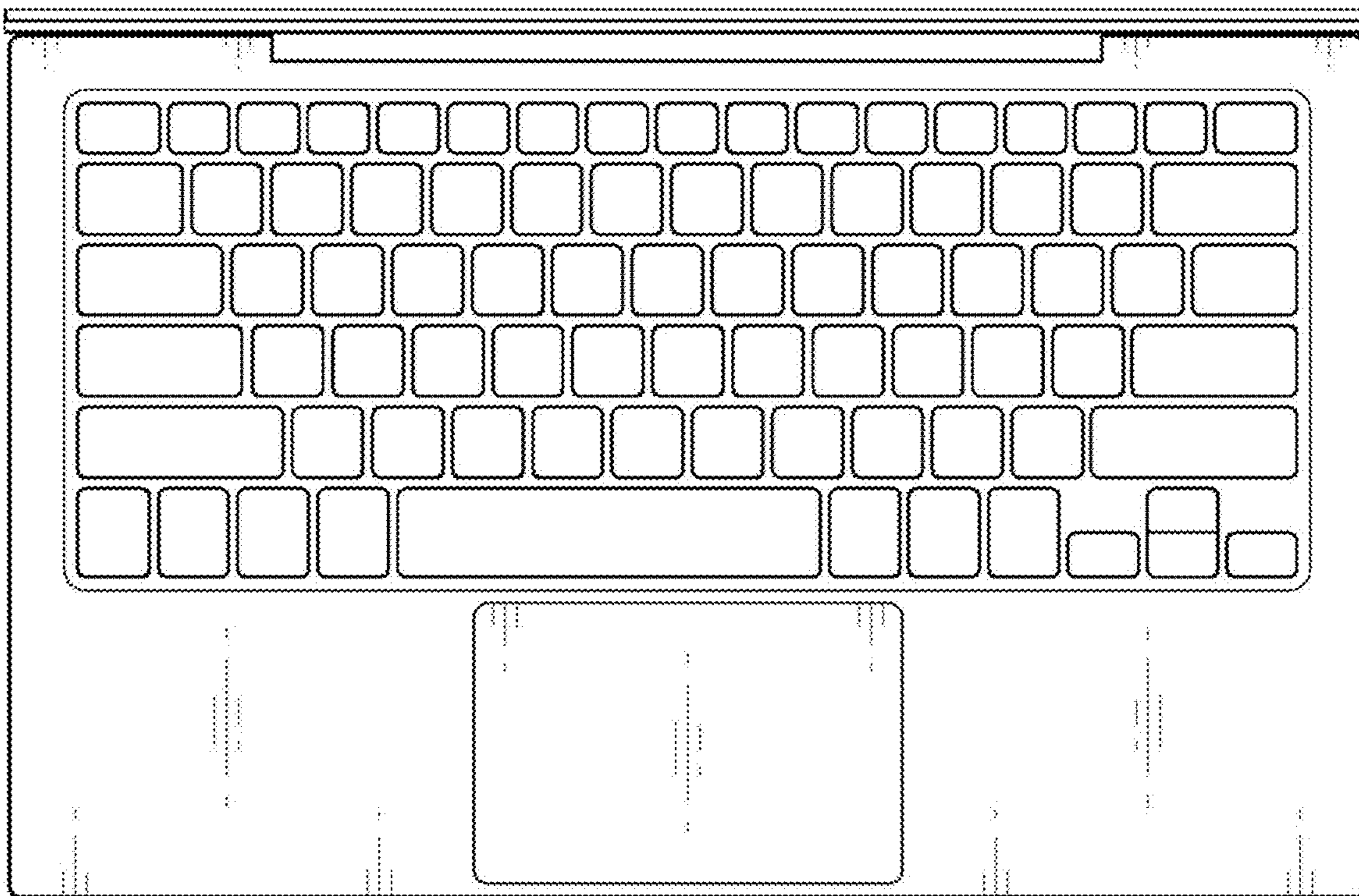
1.11



1.12



1.13



1.14

