



US00D826910S

(12) **United States Design Patent** (10) **Patent No.:** **US D826,910 S**
Zhao et al. (45) **Date of Patent:** **** Aug. 28, 2018**

- (54) **ANTENNA**
- (71) Applicant: **Airgain Incorporated**, San Diego, CA (US)
- (72) Inventors: **Jindan Zhao**, Zhang Jia Gang (CN); **Ziming He**, Irvine, CA (US)
- (73) Assignee: **Airgain Incorporated**, San Diego, CA (US)

- 7,405,704 B1 8/2008 Lin et al.
- 7,477,195 B2 1/2009 Vance
- D592,195 S 5/2009 Wu et al.
- 7,570,215 B2 8/2009 Abramov et al.
- D599,334 S 9/2009 Chiang
- D606,053 S 12/2009 Wu et al.
- D607,442 S 1/2010 Su et al.
- D608,769 S 1/2010 Bufe
- D612,368 S 3/2010 Yang et al.
- 7,705,783 B2 4/2010 Rao et al.
- 7,729,662 B2 6/2010 Abramov et al.
- D621,819 S 8/2010 Tsai et al.

(Continued)

(**) Term: **15 Years**

(21) Appl. No.: **29/618,573**

(22) Filed: **Sep. 21, 2017**

(51) **LOC (11) Cl.** **14-03**

(52) **U.S. Cl.**
USPC **D14/230**

(58) **Field of Classification Search**
 USPC D14/138, 230, 231, 232, 233, 234, 235, D14/236, 237, 238, 238.1, 299, 358; D13/175, 182
 CPC G01R 29/10; G01S 2013/0245; G01S 2013/0254; G01S 2013/0263; G01S 7/4026; G05B 2219/45001; G06K 19/07773; G06K 19/07775; G06K 19/07777; G08B 13/2468; G08B 13/2477; H01Q 1/088

See application file for complete search history.

(56) **References Cited**

U.S. PATENT DOCUMENTS

- D491,557 S * 6/2004 Iwai D14/230
- 7,061,437 B2 6/2006 Lin et al.
- 7,148,849 B2 12/2006 Lin
- 7,215,296 B2 5/2007 Abramov et al.
- D546,821 S 7/2007 Oliver
- D549,696 S 8/2007 Oshima et al.
- 7,333,067 B2 2/2008 Hung et al.
- 7,336,959 B2 2/2008 Khitrik et al.
- D573,589 S 7/2008 Montgomery et al.

OTHER PUBLICATIONS

<http://airgain.com/our-services/embedded-antennas/>—Retrieved on Jul. 18, 2017.*

(Continued)

Primary Examiner — Manpreet S Matharu
Assistant Examiner — Mojtaba Tehrani
 (74) *Attorney, Agent, or Firm* — Clause Eight IPS; Michael Catania

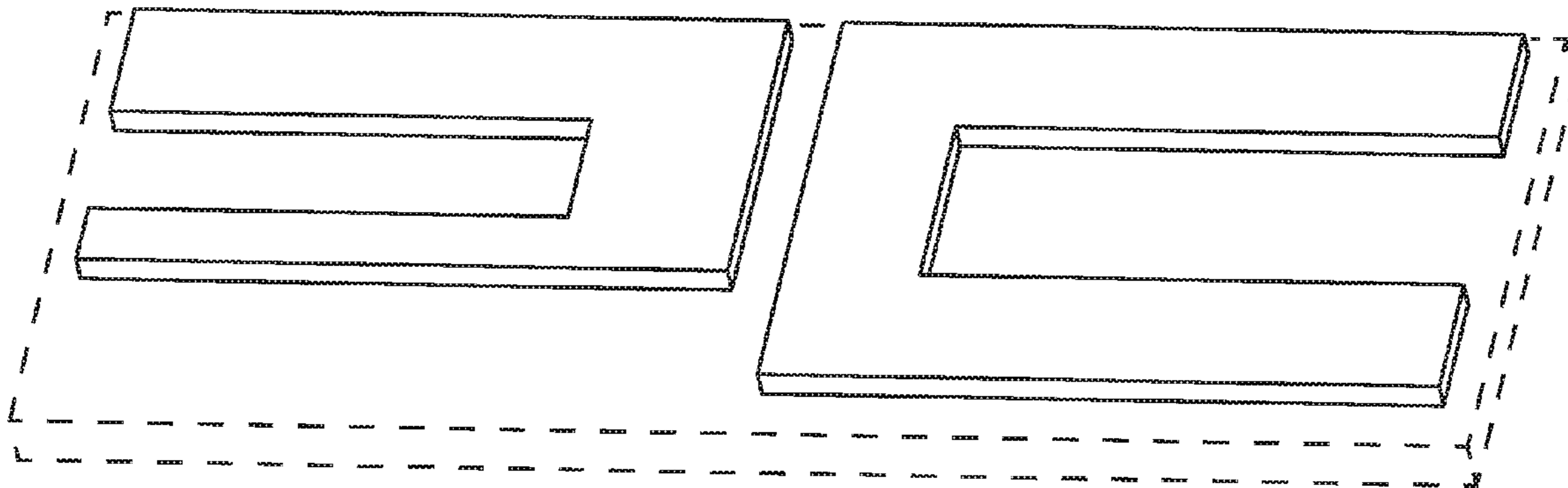
(57) **CLAIM**

The ornamental design for an antenna, as shown and described.

DESCRIPTION

FIG. 1 is a top plan view of an antenna, showing our new design;
 FIG. 2 is a front elevation view thereof;
 FIG. 3 is a bottom plan view thereof;
 FIG. 4 is a top perspective view thereof;
 FIG. 5 is a top plan view thereof, with the unclaimed environment not shown; and,
 FIG. 5 is a front elevation view thereof, with the unclaimed environment not shown.
 The broken lines show unclaimed environment only and form no part of the claimed design.

1 Claim, 2 Drawing Sheets



(56)

References Cited

U.S. PATENT DOCUMENTS

7,843,390 B2 11/2010 Liu
 D633,483 S 3/2011 Su et al.
 D635,127 S 3/2011 Tsai et al.
 7,907,971 B2 3/2011 Salo et al.
 D635,560 S 4/2011 Tsai et al.
 D635,963 S 4/2011 Podduturi
 D635,964 S * 4/2011 Podduturi D14/230
 D635,965 S 4/2011 Mi et al.
 D636,382 S * 4/2011 Podduturi D14/230
 7,965,242 B2 6/2011 Abramov et al.
 D649,962 S 12/2011 Tseng et al.
 D651,198 S 12/2011 Mi et al.
 D654,059 S 2/2012 Mi et al.
 D654,060 S 2/2012 Ko et al.
 D658,639 S 5/2012 Huang et al.
 D659,129 S 5/2012 Mi et al.
 D659,685 S 5/2012 Huang et al.
 D659,688 S 5/2012 Huang et al.
 8,175,036 B2 5/2012 Visuri et al.
 8,184,601 B2 5/2012 Abramov et al.
 D662,916 S 7/2012 Huang et al.
 8,248,970 B2 8/2012 Abramov et al.
 D671,097 S 11/2012 Mi et al.
 8,310,402 B2 11/2012 Yang
 D676,429 S 2/2013 Gosalia et al.
 D678,255 S 3/2013 Ko et al.
 8,423,084 B2 4/2013 Abramov et al.
 D684,565 S 6/2013 Wei
 D685,352 S 7/2013 Wei
 D685,772 S * 7/2013 Zheng D14/230
 D686,600 S 7/2013 Yang
 D689,474 S * 9/2013 Yang D14/230
 D692,870 S 11/2013 He
 D694,738 S 12/2013 Yang
 D695,279 S 12/2013 Yang et al.
 D695,280 S 12/2013 Yang et al.
 D703,195 S * 4/2014 Zheng D14/230
 D703,196 S * 4/2014 Zheng D14/230
 D706,247 S * 6/2014 Zheng D14/230
 D706,750 S * 6/2014 Bringuier D14/230
 D706,751 S 6/2014 Chang et al.

D708,602 S 7/2014 Gosalia et al.
 D709,053 S 7/2014 Chang et al.
 D710,832 S 8/2014 Yang
 D710,833 S 8/2014 Zheng et al.
 8,854,265 B1 10/2014 Yang et al.
 D716,775 S 11/2014 Bidermann
 D750,050 S * 2/2016 Podduturi D14/230
 D764,447 S * 8/2016 Yang D14/230
 D767,544 S * 9/2016 Yang D14/230
 D774,024 S * 12/2016 Lee D14/230
 D789,913 S * 6/2017 He D14/230
 D796,492 S * 9/2017 He D14/230
 D798,277 S * 9/2017 Chang D14/230
 D803,198 S * 11/2017 He D14/230
 D814,448 S * 4/2018 Montgomery D14/230
 D816,643 S * 5/2018 Schulteis D14/230
 D816,644 S * 5/2018 Schulteis D14/230
 2002/0003499 A1 1/2002 Kouam et al.
 2004/0222936 A1 * 11/2004 Hung H01Q 1/38
 343/795
 2005/0073462 A1 4/2005 Lin et al.
 2005/0190108 A1 9/2005 Lin et al.
 2006/0208900 A1 9/2006 Tavassoli Hozouri
 2007/0030203 A1 2/2007 Tsai et al.
 2008/0143630 A1 * 6/2008 Kato G06K 19/07749
 343/795
 2008/0150829 A1 6/2008 Lin et al.
 2009/0002244 A1 1/2009 Woo
 2009/0058739 A1 3/2009 Konishi
 2009/0135072 A1 5/2009 Ke et al.
 2009/0262028 A1 10/2009 Mumbru et al.
 2010/0188297 A1 7/2010 Chen et al.
 2010/0309067 A1 12/2010 Tsou et al.
 2011/0006950 A1 1/2011 Park et al.
 2012/0038514 A1 2/2012 Bang
 2012/0229348 A1 9/2012 Chiang
 2012/0242546 A1 9/2012 Hu et al.

OTHER PUBLICATIONS

<https://www.ead-ltd.com/products/2-4-5-8-ghz-antennas/rhea-dual-band-wifi-internal-pcb-antenna>—Retrieved on Jun. 18, 2018.*

* cited by examiner

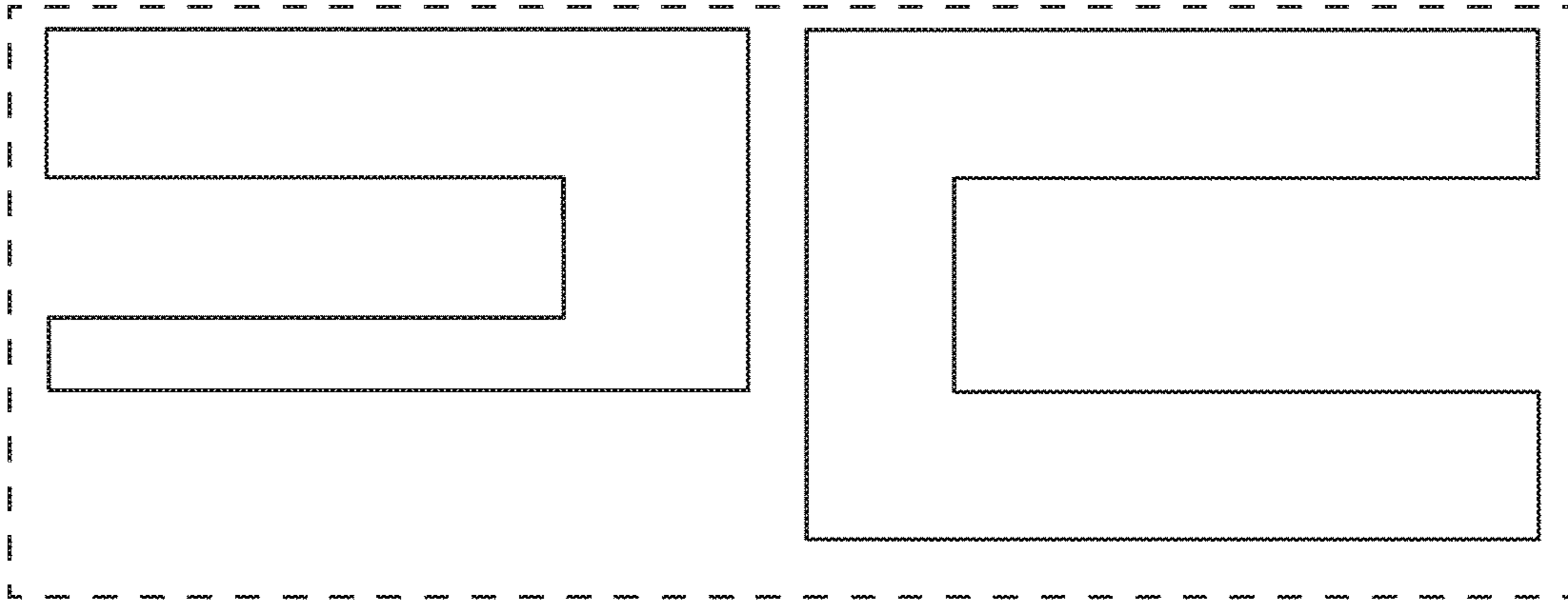


FIG. 1

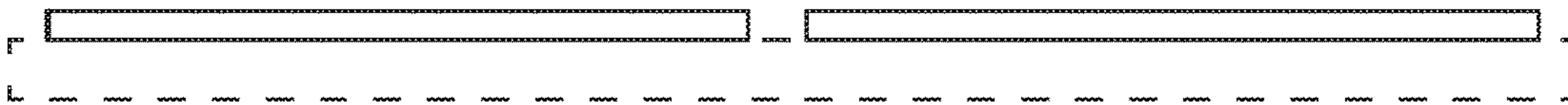


FIG. 2



FIG. 3

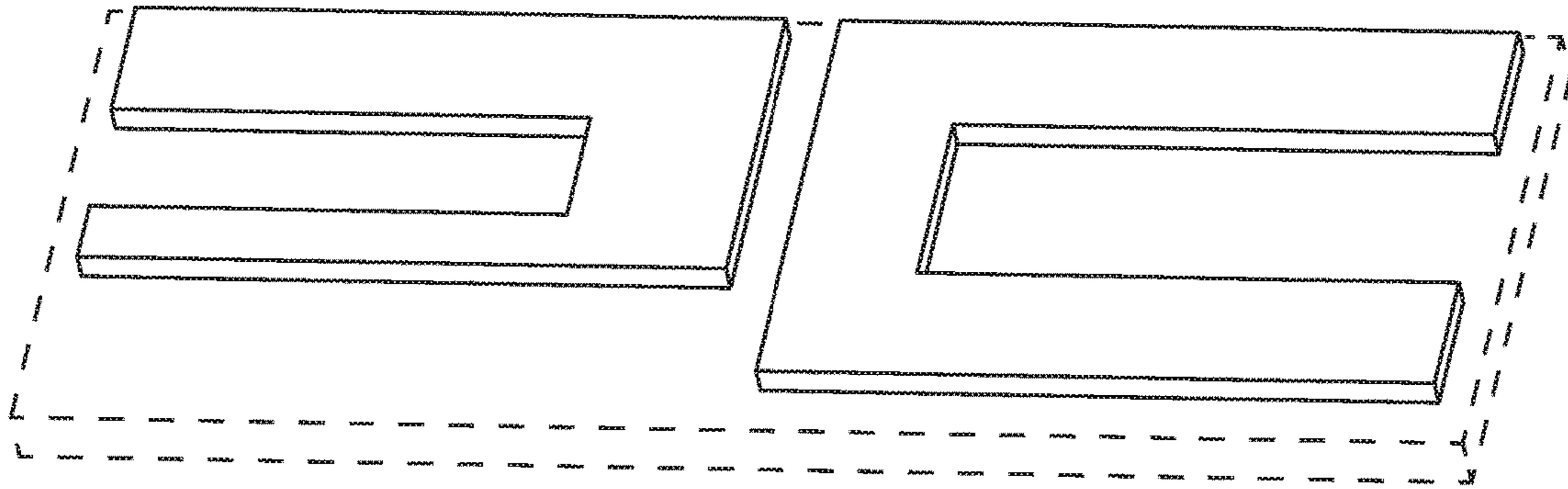


FIG. 4

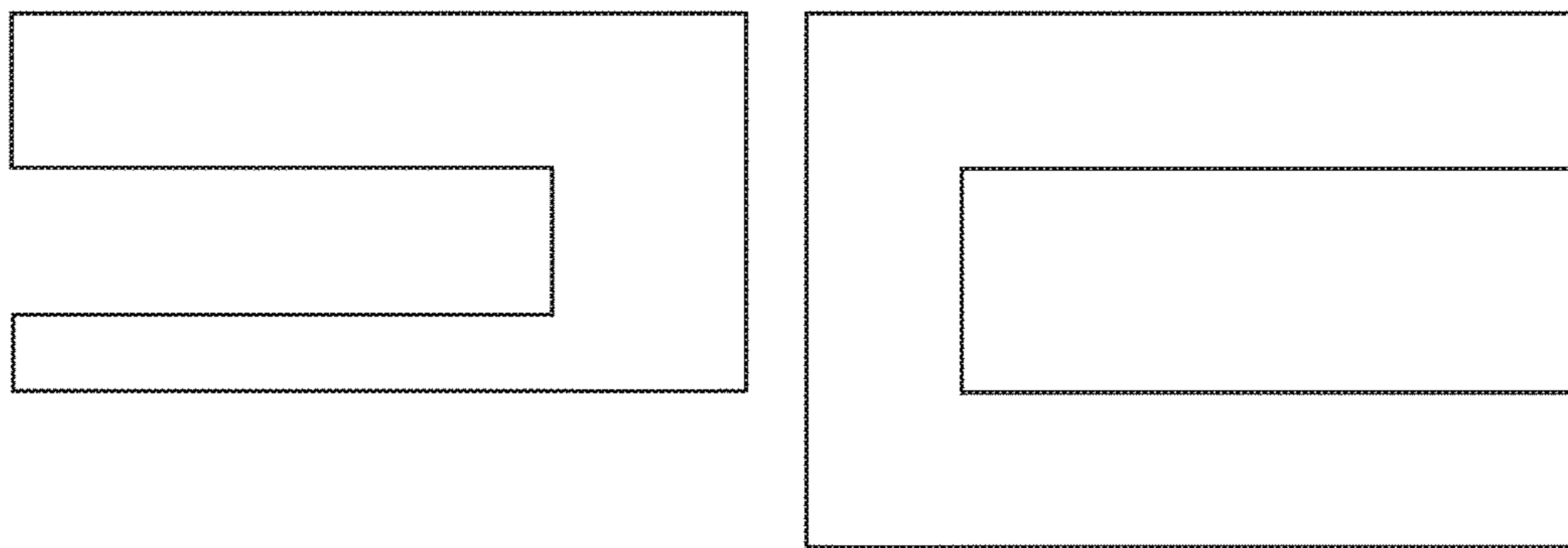


FIG. 5



FIG. 6