



US00D826905S

(12) **United States Design Patent**
Lott

(10) **Patent No.:** **US D826,905 S**

(45) **Date of Patent:** **** Aug. 28, 2018**

(54) **TRI-TAB EAR RETENTION FITMENT**

(71) Applicant: **Fender Musical Instruments Corporation**, Scottsdale, AZ (US)

(72) Inventor: **Phillip Dale Lott**, Nashville, TN (US)

(73) Assignee: **Fender Musical Instruments Corporation**, Scottsdale, AZ (US)

(**) Term: **15 Years**

(21) Appl. No.: **29/591,047**

(22) Filed: **Jan. 16, 2017**

Related U.S. Application Data

(63) Continuation of application No. 14/681,338, filed on Apr. 8, 2015, now Pat. No. 9,549,238.

(51) **LOC (11) Cl.** **14-01**

(52) **U.S. Cl.**
USPC **D14/223**

(58) **Field of Classification Search**
USPC D14/223, 205; D24/106, 173, 174; 128/864-867; 181/129, 130, 135, 139; 381/312, 330, 380, 381, 328, 327, 325, 381/322, 324, 370, 386; 606/234; 455/90.3, 575.1, 569.1

See application file for complete search history.

(56) **References Cited**

U.S. PATENT DOCUMENTS

2,574,288 A * 11/1951 Rosenblatt A61F 11/08
128/864
3,935,401 A * 1/1976 Shore H04R 1/1016
181/135
4,055,233 A * 10/1977 Huntress A61B 7/02
128/864

4,338,929 A * 7/1982 Lundin A61F 11/08
128/864
D341,656 S * 11/1993 Leight D24/106
6,035,961 A 3/2000 Sun
D437,048 S * 1/2001 Hirshfeld D24/106
D440,314 S * 4/2001 Barnard D24/174
6,449,374 B1 9/2002 Skulley et al.
D488,460 S * 4/2004 Alwicker D14/223
6,731,772 B1 * 5/2004 Byun H04R 1/12
181/130
D492,768 S * 7/2004 Knauer A61F 11/08
D24/106
6,830,124 B2 * 12/2004 Chiang A61F 11/08
128/864
D505,132 S * 5/2005 Linville D14/223
D514,094 S * 1/2006 Griffin D14/223
7,264,081 B2 * 9/2007 Bruck A61F 11/08
181/129
7,340,221 B2 * 3/2008 Wikel H04B 1/385
455/41.2
7,372,974 B2 5/2008 Yanagishita et al.
D577,812 S * 9/2008 Zwart A61F 11/08
D24/106
D618,219 S * 6/2010 Burgett D14/223

(Continued)

Primary Examiner — Paula Allen Greene

(74) *Attorney, Agent, or Firm* — Hall Estill Attorneys at Law; Tyler J. Mantooth

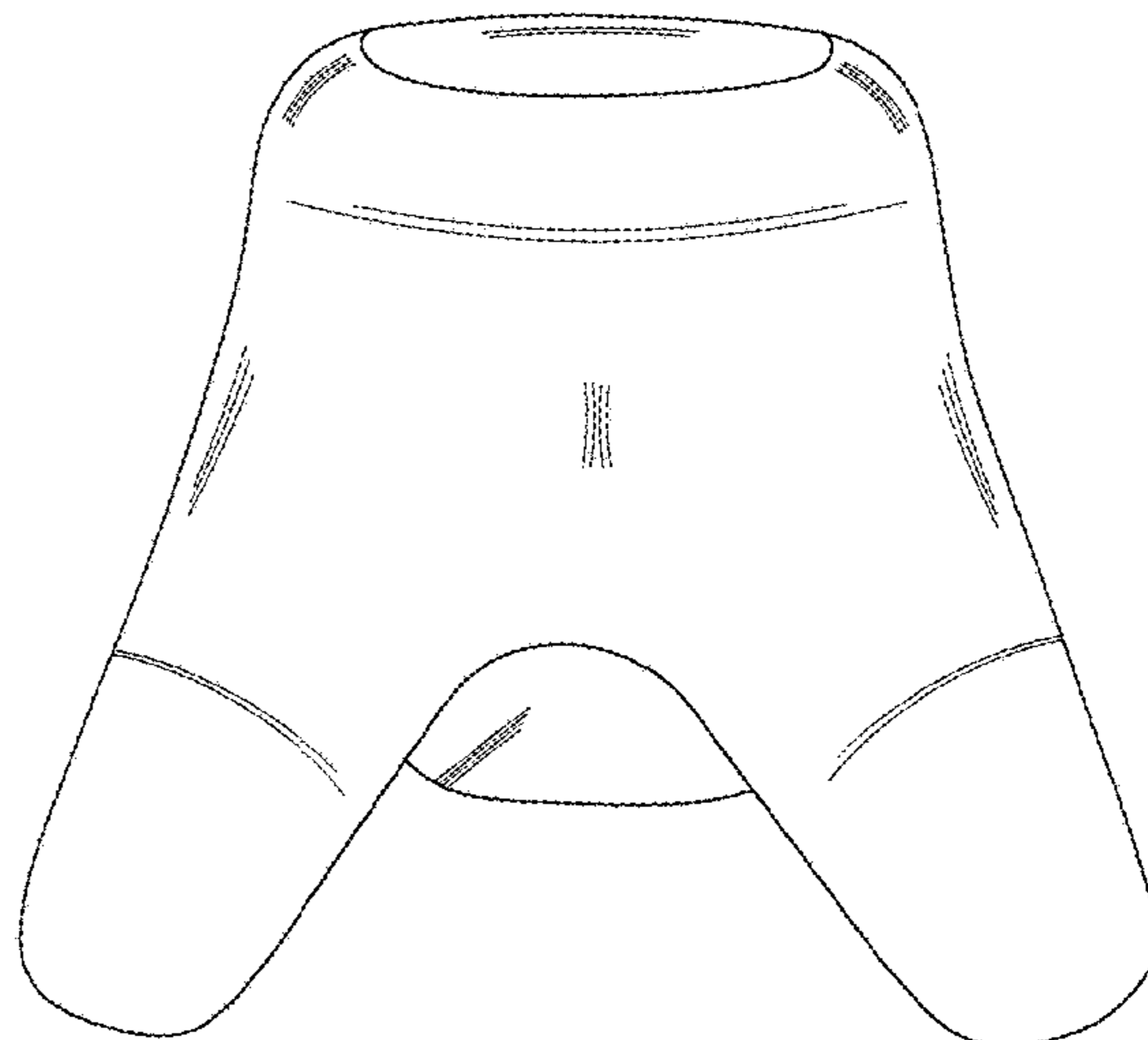
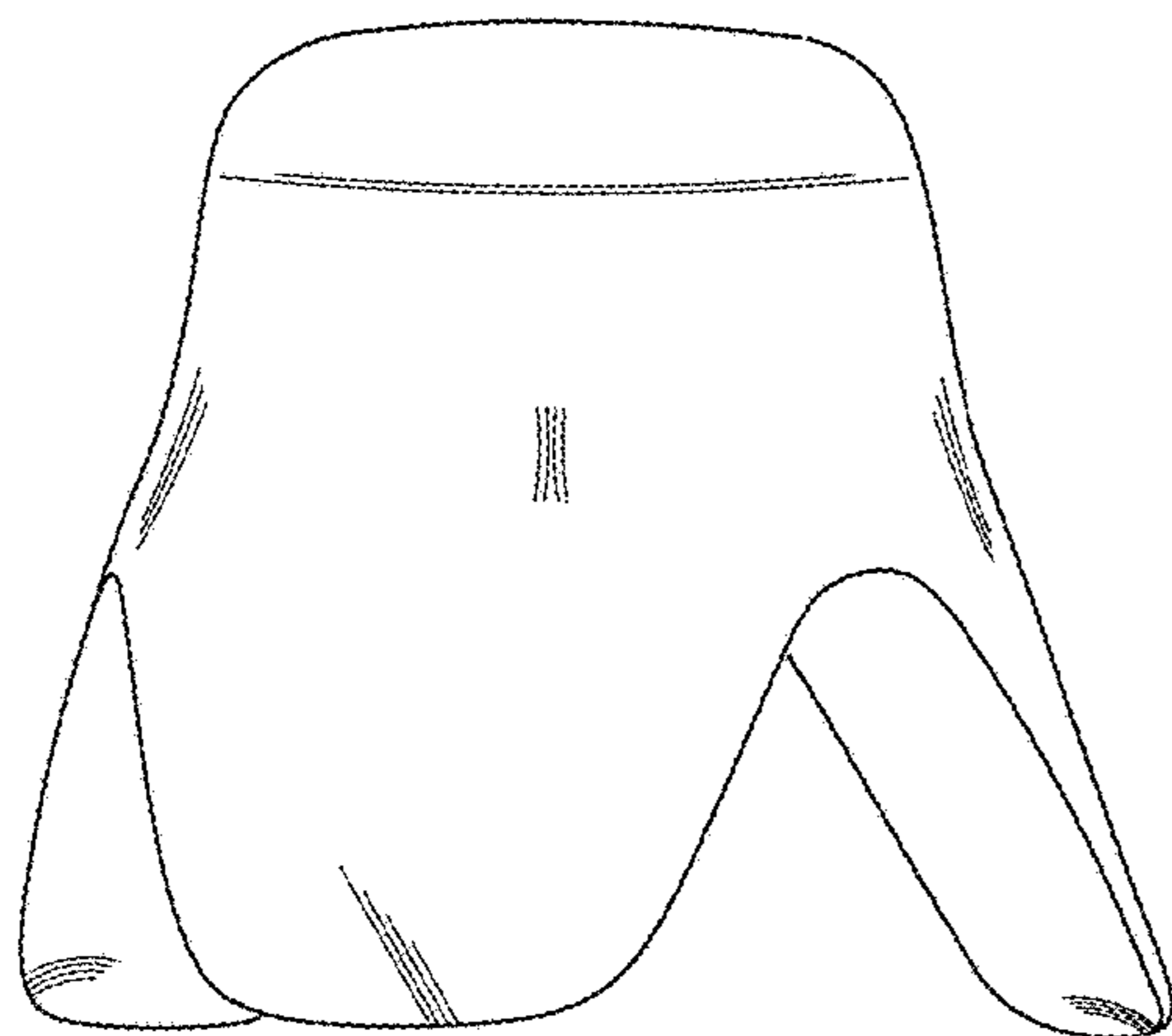
(57) **CLAIM**

The ornamental design for tri-tab ear retention fitment, as shown and described.

DESCRIPTION

FIG. 1 is a side view of the design.
FIG. 2 is a top plan view of the design of FIG. 1.
FIG. 3 is a bottom plan view of the design of FIG. 1.
FIG. 4 is a second side view of the design of FIG. 1.
FIG. 5 is a third side view of the design of FIG. 1; and,
FIG. 6 is a perspective view of the design of FIG. 1.

1 Claim, 3 Drawing Sheets



(56)

References Cited

U.S. PATENT DOCUMENTS

D622,265 S *	8/2010	Rye	D14/223	D703,192 S *	4/2014	Yang	H04R 1/1016
D624,901 S *	10/2010	Blanchard	D14/205					D14/223
7,886,745 B2 *	2/2011	Purcell	A61F 11/08	D707,822 S *	6/2014	Clopp	A61F 11/002
				128/864					D24/106
D640,670 S *	6/2011	Rye	D14/223	8,913,773 B2	12/2014	Matsuo et al.		
7,986,803 B1	7/2011	DeKalb			D721,678 S *	1/2015	Thomas	D14/223
D645,455 S *	9/2011	Manhard	D14/223	D736,749 S *	8/2015	Yasuda	D14/223
D654,582 S *	2/2012	Gehling	A61F 11/08	9,549,238 B2 *	1/2017	Lott	H04R 1/1016
				D24/106	D787,479 S *	5/2017	Tong	D14/223
8,111,861 B2 *	2/2012	Lowry	H04R 1/1016	D803,192 S *	11/2017	Huang	D14/223
				181/135	2002/0131585 A1	9/2002	Jones		
8,194,910 B2	6/2012	Uchida et al.			2008/0013774 A1 *	1/2008	Hosaka	H04R 1/1075
8,208,676 B2 *	6/2012	Murozaki	H04R 1/1016					381/380
				381/380	2008/0025539 A1 *	1/2008	Bailey	H04R 25/652
D674,377 S *	1/2013	Schaefer	D14/223					381/322
D697,612 S *	1/2014	Pick	A61F 11/08	2008/0247561 A1 *	10/2008	Smith	H04R 1/1075
				D24/106					381/72
D697,615 S *	1/2014	Pick	A61F 11/08	2011/0075871 A1	3/2011	Fretz et al.		
				D24/106	2012/0136294 A1 *	5/2012	Gonzales	A61F 11/002
8,625,834 B2	1/2014	Smith et al.							604/8
D702,667 S *	4/2014	Yang	H04R 1/1016	2013/0251184 A1	9/2013	Matsuo et al.		
				D14/223	2013/0315410 A1 *	11/2013	Annunziato	H04R 1/1083
									381/71.6
					2014/0294214 A1 *	10/2014	Zhao	H04R 25/608
									381/330
					2016/0073192 A1	3/2016	Briggs		

* cited by examiner

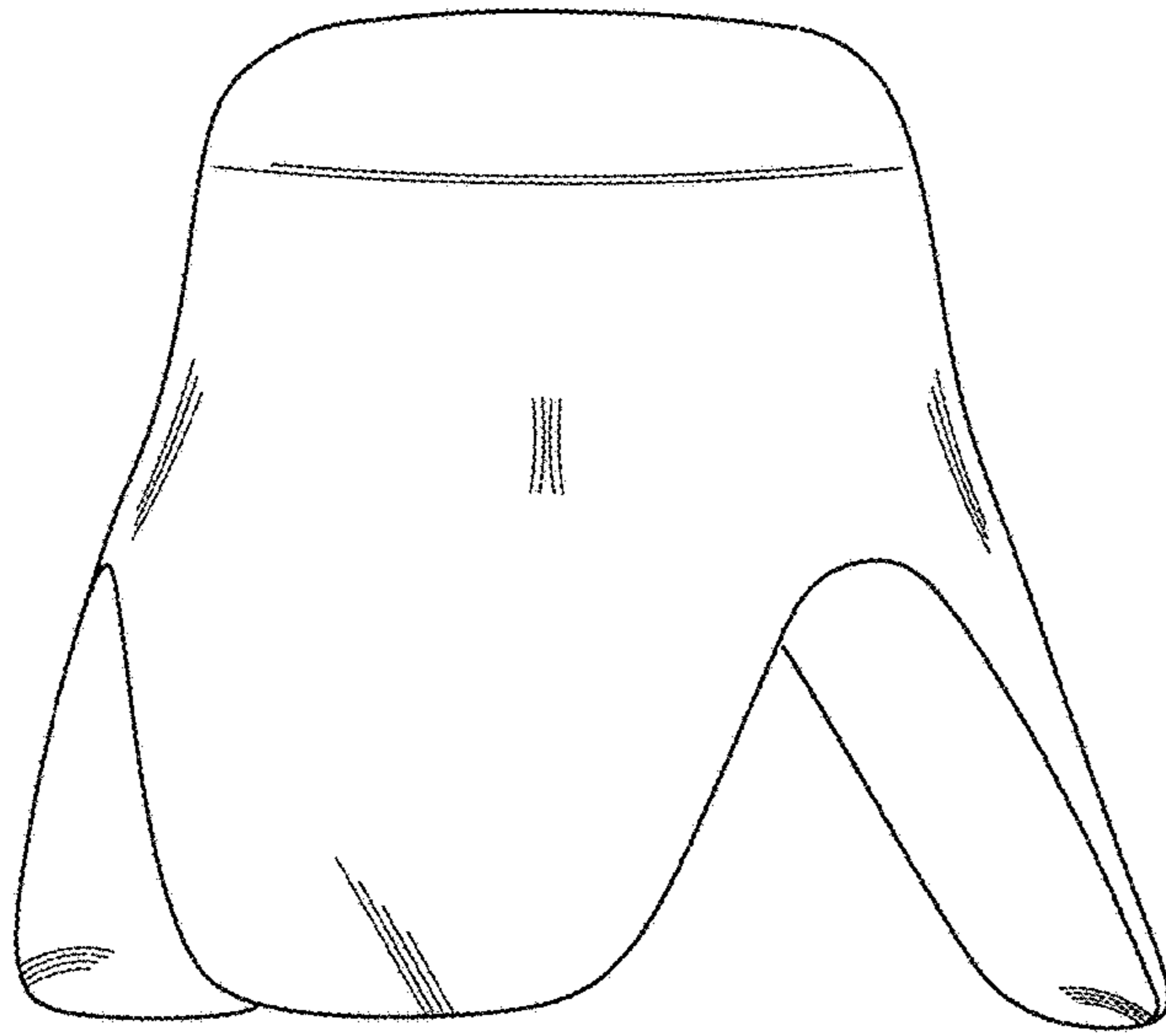


FIG. 1

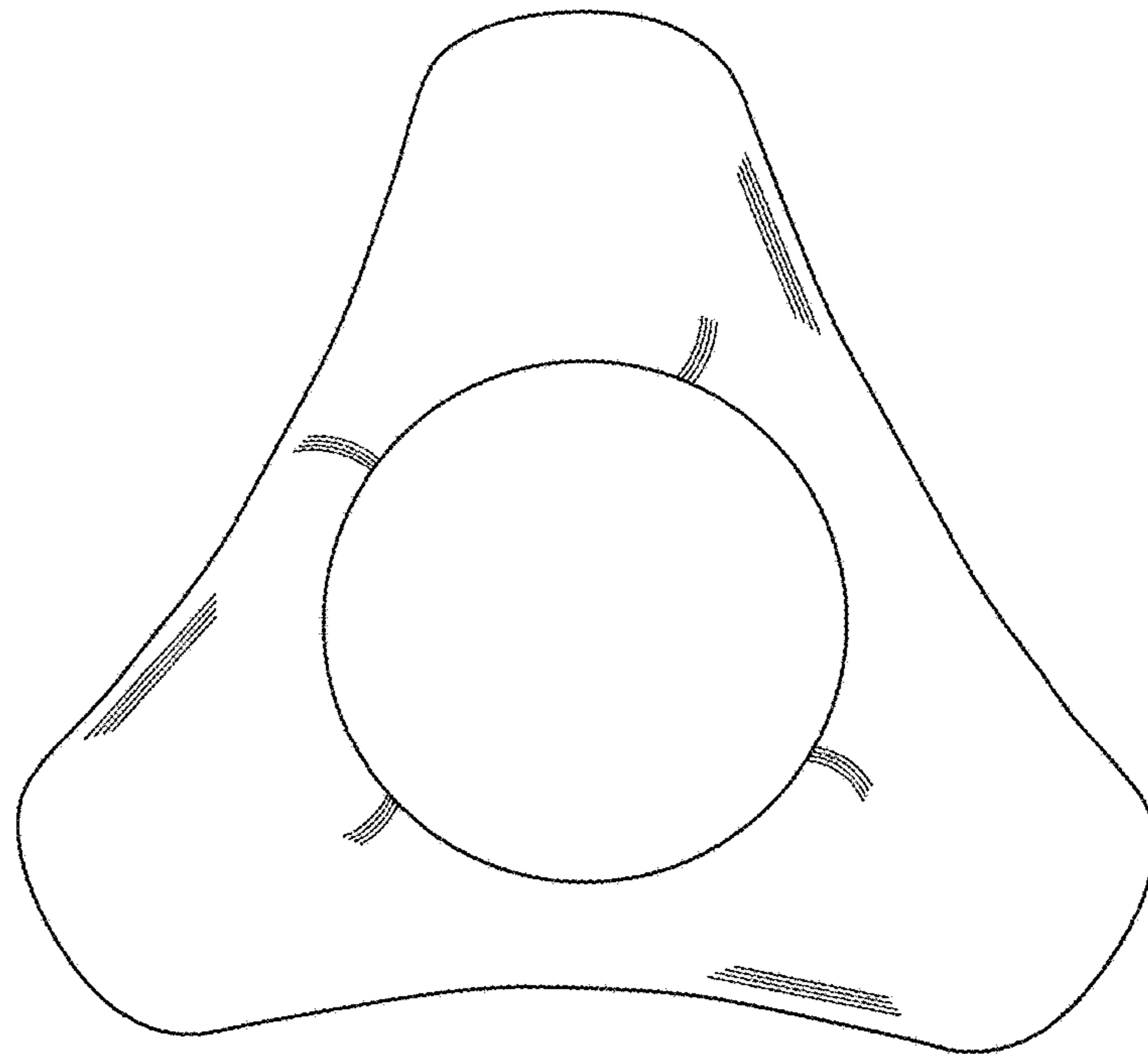


FIG. 2

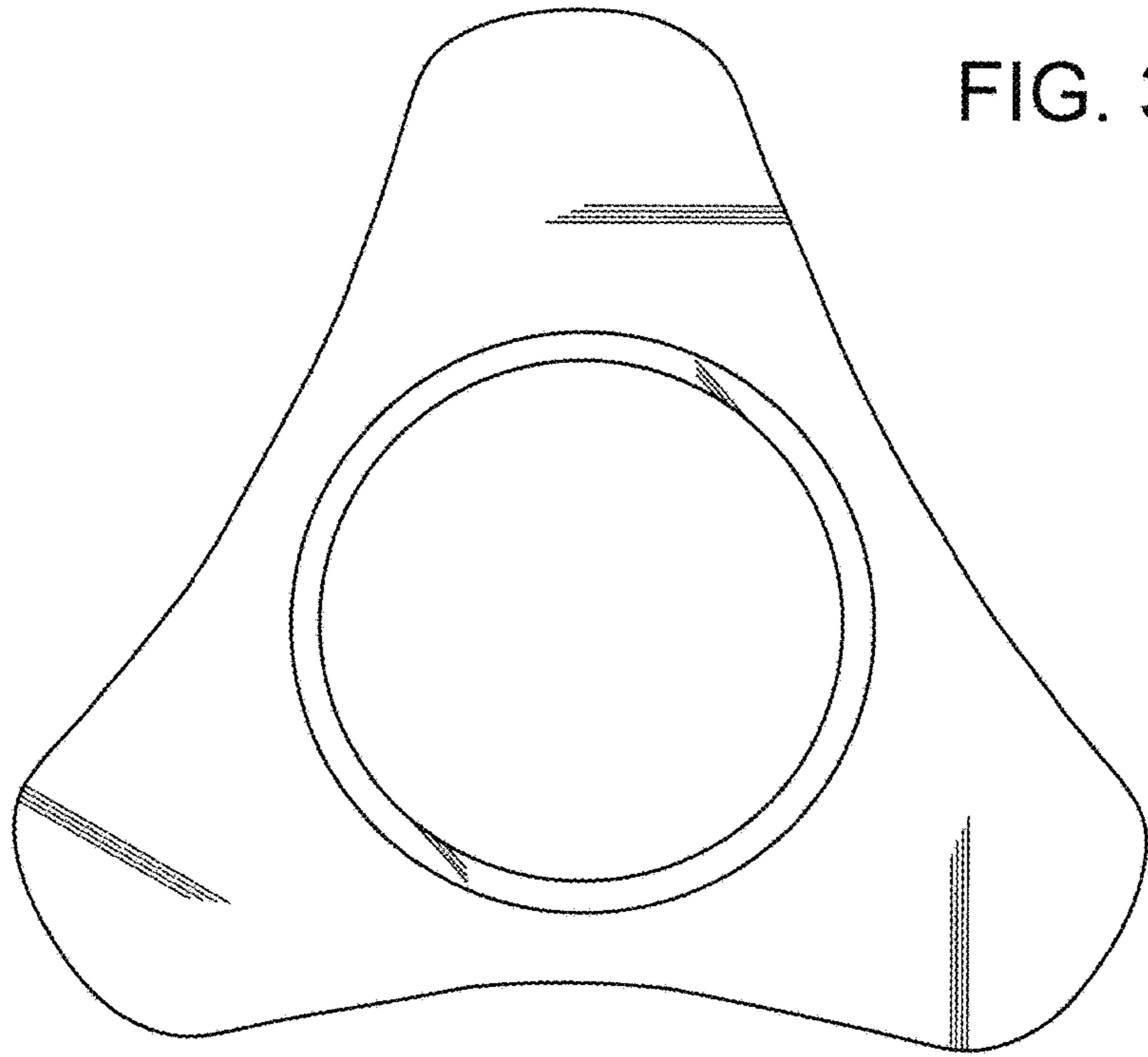


FIG. 3

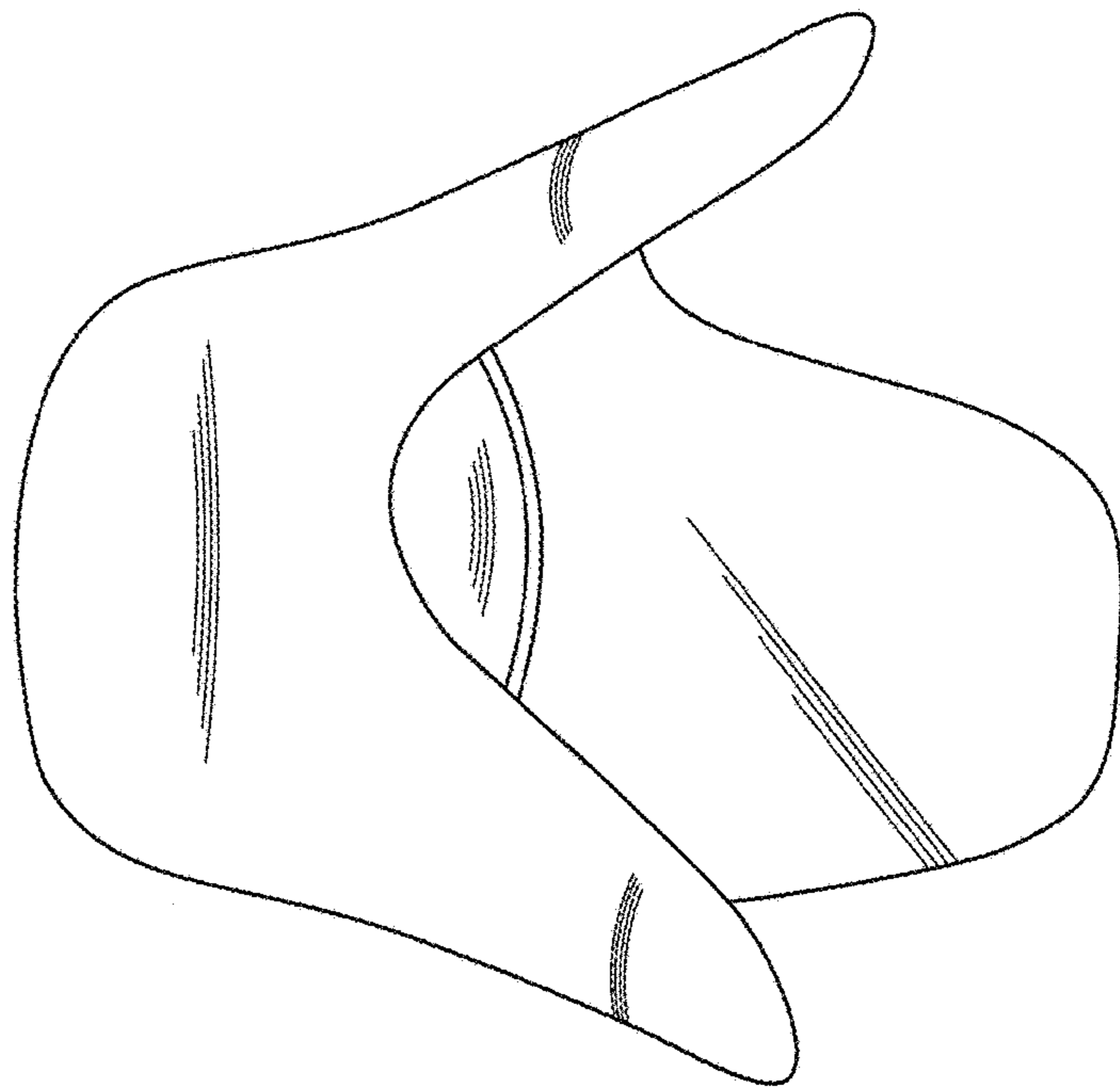


FIG. 4

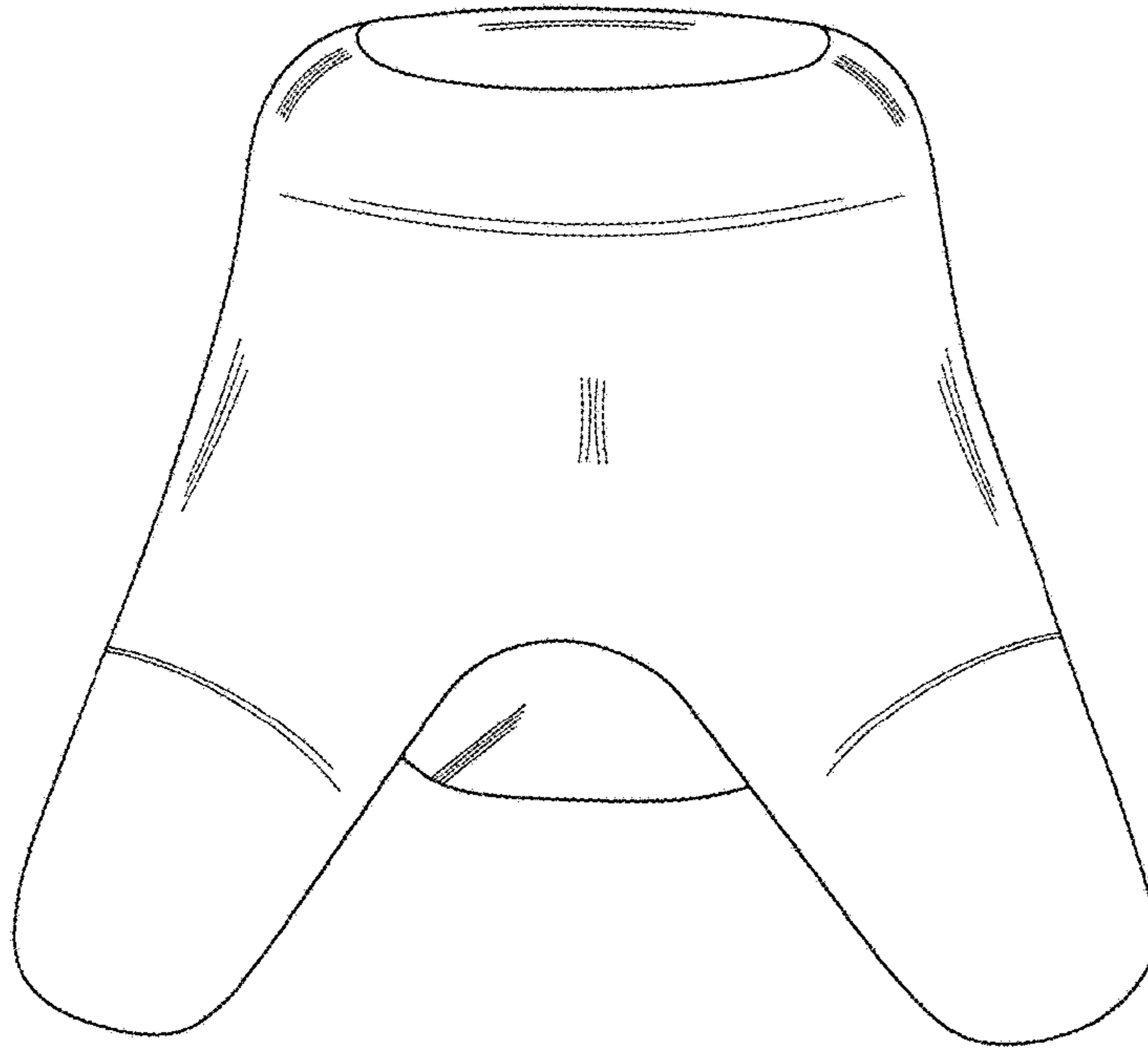


FIG. 5

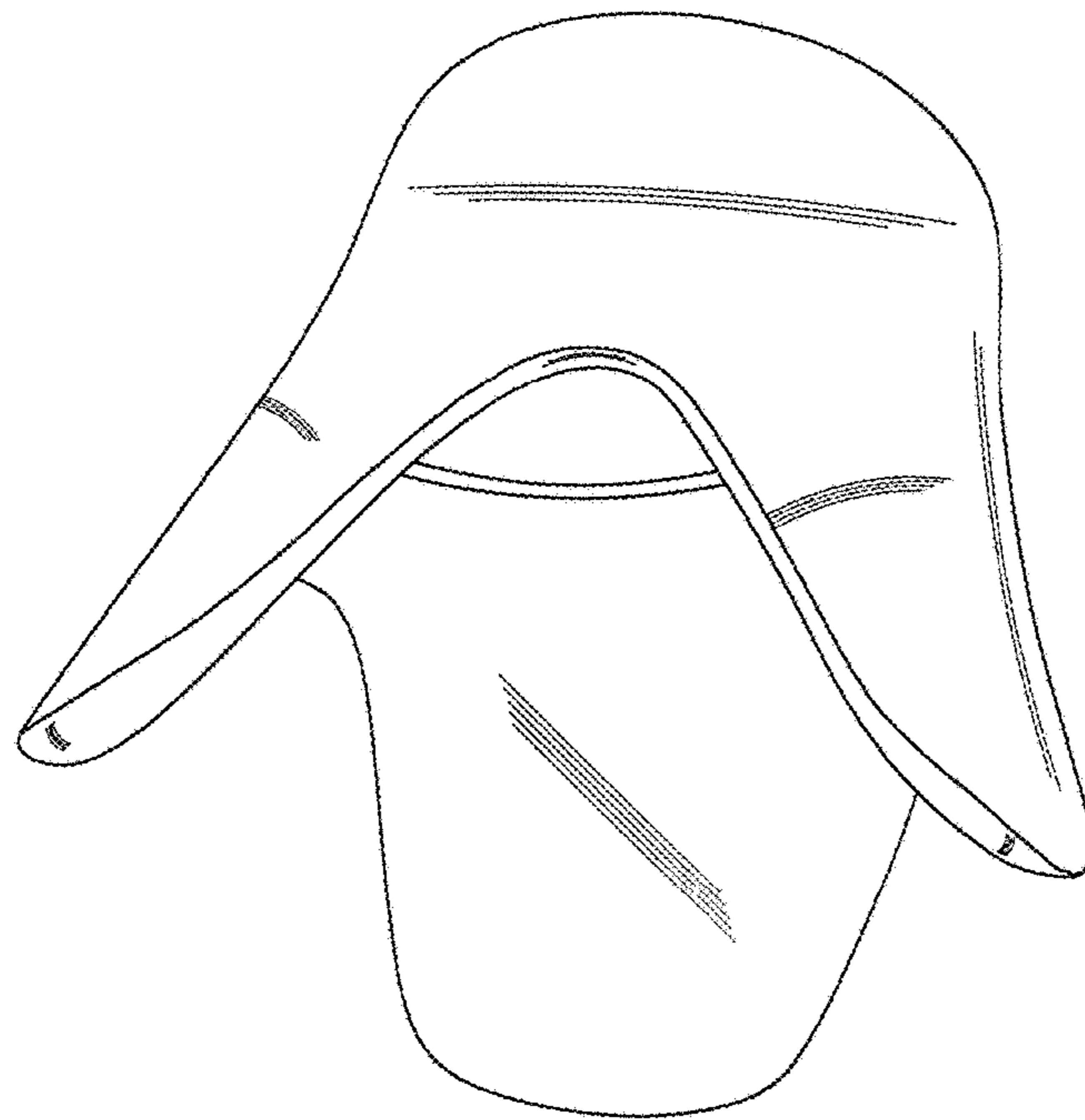


FIG. 6