



US00D826881S

(12) **United States Design Patent**
Lee et al.

(10) **Patent No.:** **US D826,881 S**

(45) **Date of Patent:** **** Aug. 28, 2018**

(54) **TV RECEIVER**

(71) Applicant: **LG ELECTRONICS INC.**, Seoul (KR)

(72) Inventors: **Yongho Lee**, Seoul (KR); **Jongchul Kim**, Seoul (KR); **Jeongrok Lee**, Seoul (KR); **Kyongtae Han**, Seoul (KR); **Sunggu Joe**, Seoul (KR)

(73) Assignee: **LG ELECTRONICS INC.**, Seoul (KR)

(**) Term: **15 Years**

(21) Appl. No.: **35/502,099**

(22) Filed: **Jun. 13, 2016**

(80) **Hague Agreement Data**

Int. Filing Date: **Jun. 13, 2016**

Int. Reg. No.: **DM/091399**

Int. Reg. Date: **Jun. 13, 2016**

Int. Reg. Pub. Date: **Dec. 16, 2016**

(30) **Foreign Application Priority Data**

Dec. 15, 2015 (KR) 30-2015-0064145

(51) **LOC (11) Cl.** **14-03**

(52) **U.S. Cl.**
USPC **D14/126**

(58) **Field of Classification Search**
USPC D14/126, 127, 128, 336, 448
See application file for complete search history.

(56) **References Cited**

U.S. PATENT DOCUMENTS

D682,231 S * 5/2013 Lee D14/126
D700,586 S * 3/2014 Kim D14/126

D703,168 S * 4/2014 Won D14/126
D719,119 S * 12/2014 Park D14/126
D722,300 S * 2/2015 Won D14/126
D748,596 S * 2/2016 McManigal D14/126
D751,519 S * 3/2016 Ma D14/126
D755,140 S * 5/2016 Kim D14/126
D756,945 S * 5/2016 Kim D14/126
D768,100 S * 10/2016 Seo D14/126
D774,483 S * 12/2016 Kim D14/126
D774,484 S * 12/2016 Han D14/126
D775,094 S * 12/2016 Kim D14/126
D778,854 S * 2/2017 Lee D14/126
D778,855 S * 2/2017 Lee D14/126
D782,431 S * 3/2017 Lee D14/126
D782,991 S * 4/2017 Kim D14/126
D787,462 S * 5/2017 Shiono D14/126
D790,493 S * 6/2017 Han D14/126
D792,361 S * 7/2017 Han D14/126

* cited by examiner

Primary Examiner — Michael A. Pratt

(74) *Attorney, Agent, or Firm* — Birch, Stewart, Kolasch & Birch, LLP

(57) **CLAIM**

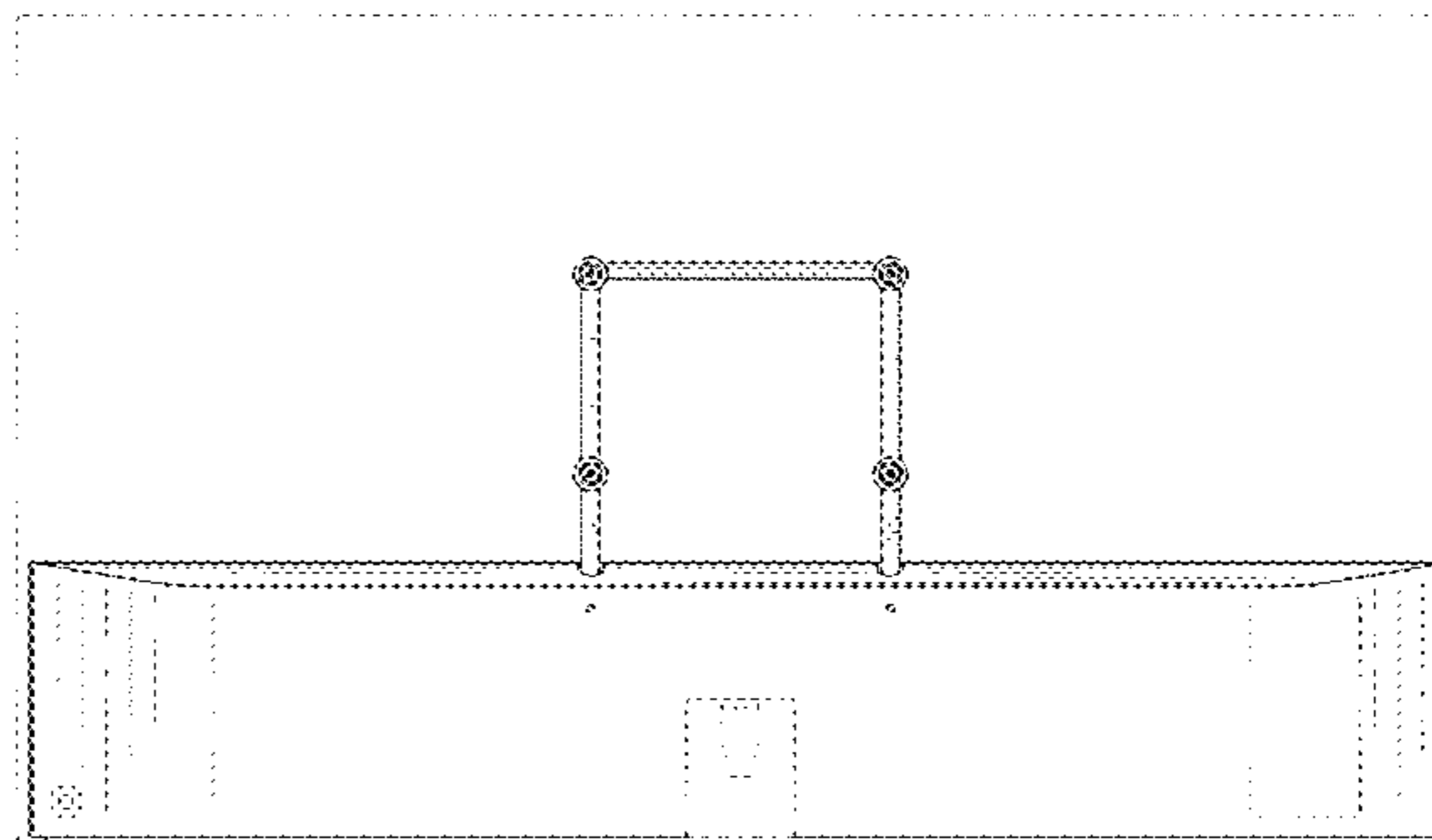
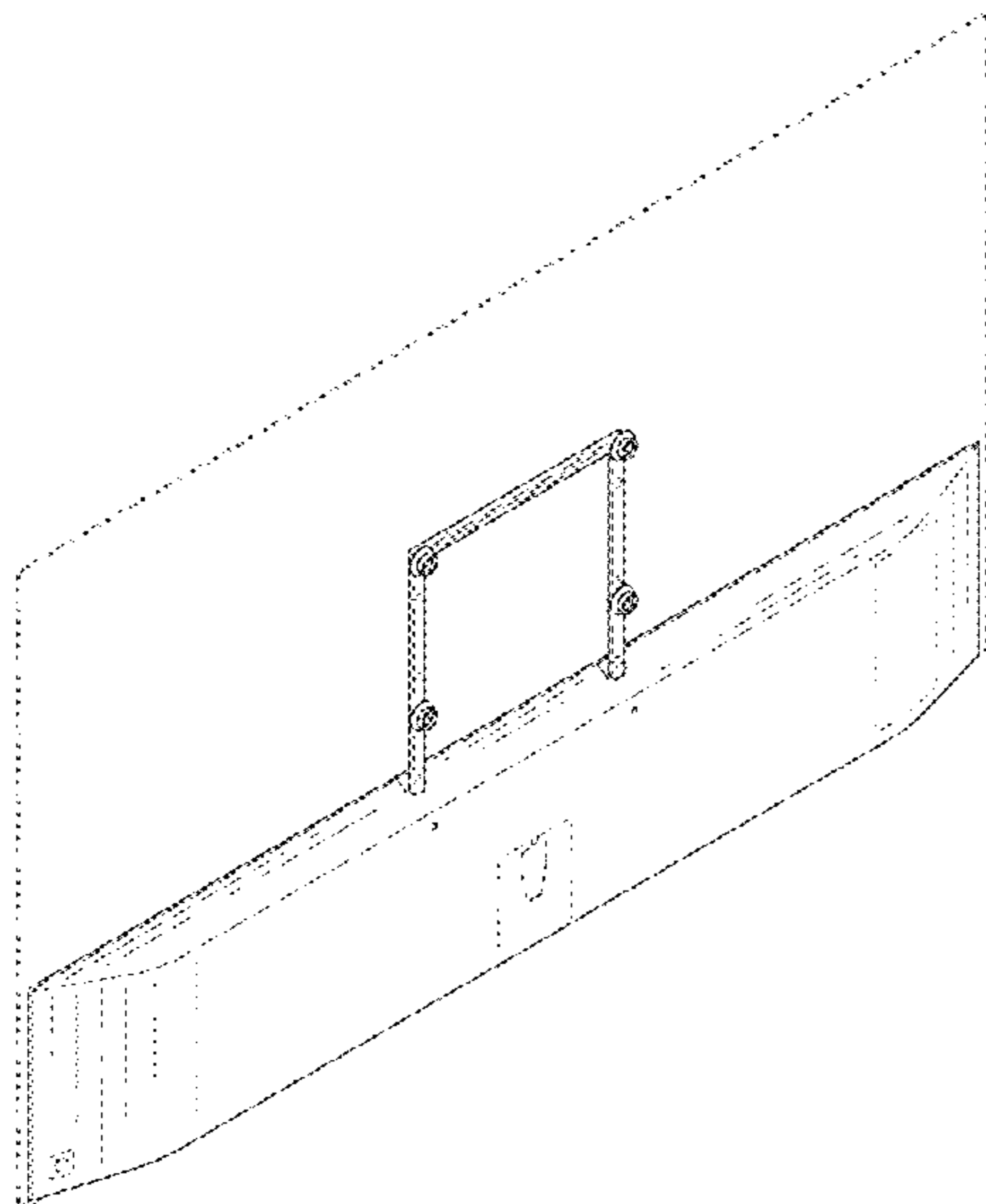
The ornamental design for a TV receiver, as shown and described.

DESCRIPTION

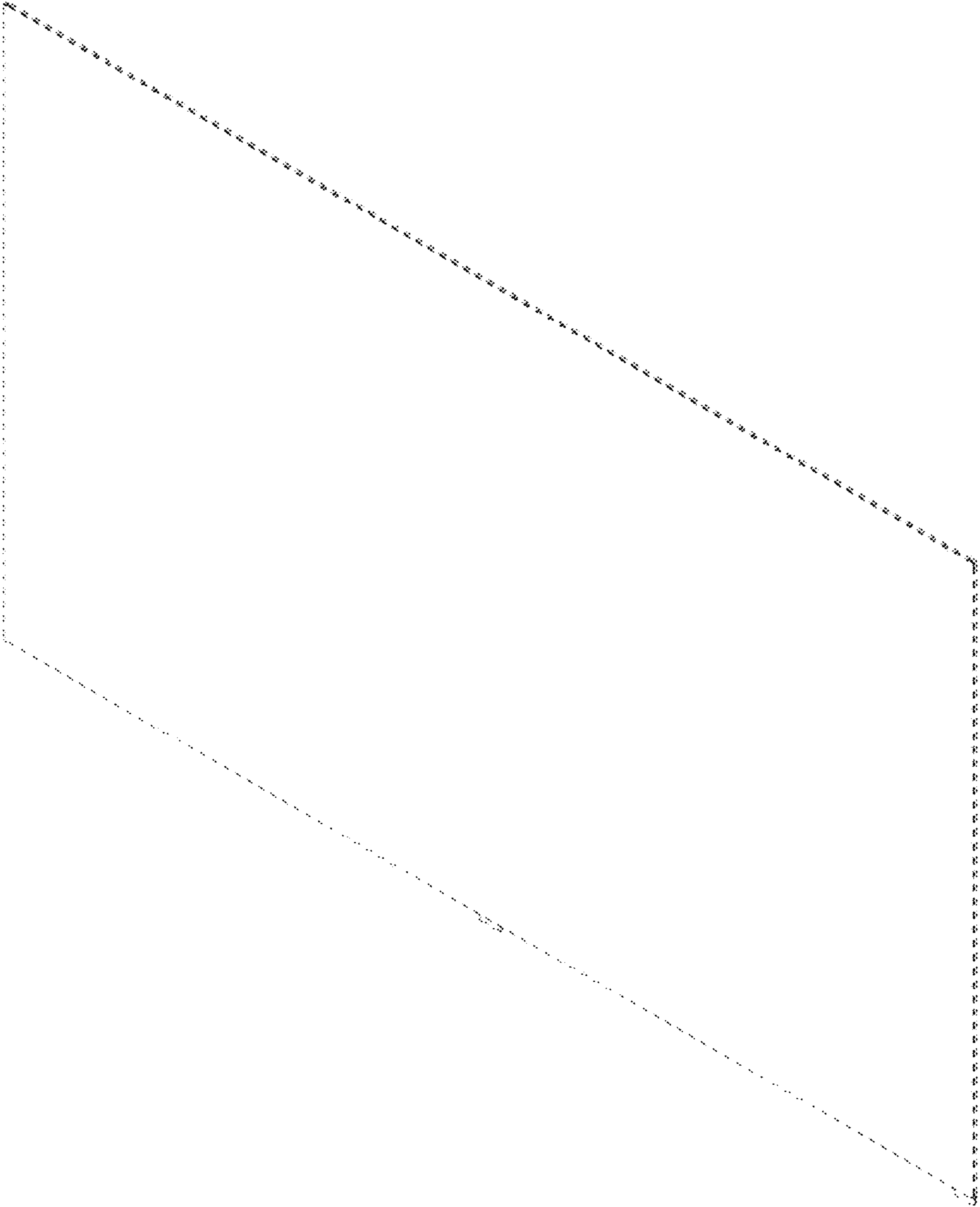
- 1. TV receiver
- 1.1 : Perspective
- 1.2 : Rear perspective
- 1.3 : Front
- 1.4 : Back
- 1.5 : Left
- 1.6 : Right
- 1.7 : Top
- 1.8 : Bottom

The broken line showing in the figures is for the purpose of illustrating portions of the TV receiver and forms no part of the claimed design.

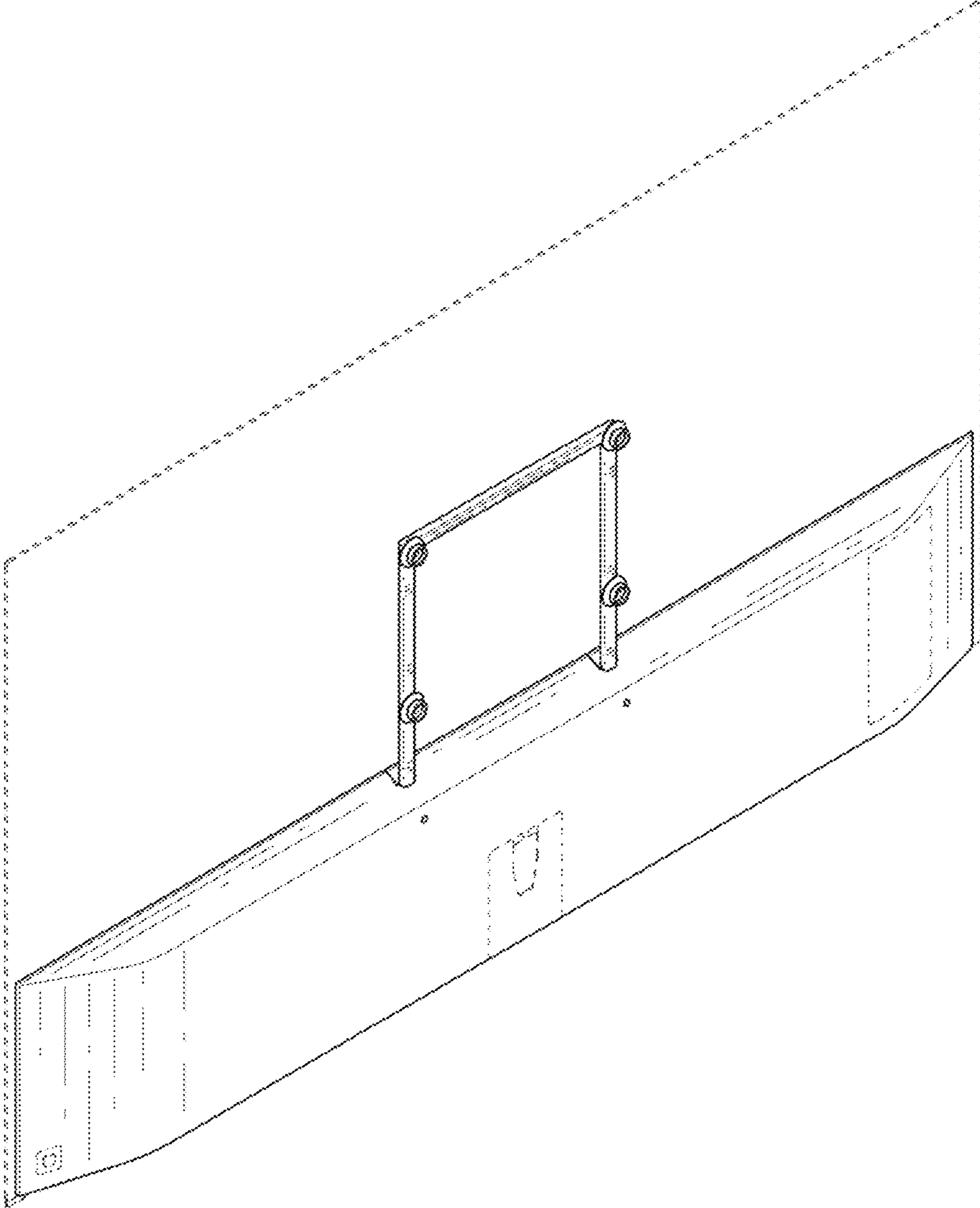
1 Claim, 8 Drawing Sheets



1.1



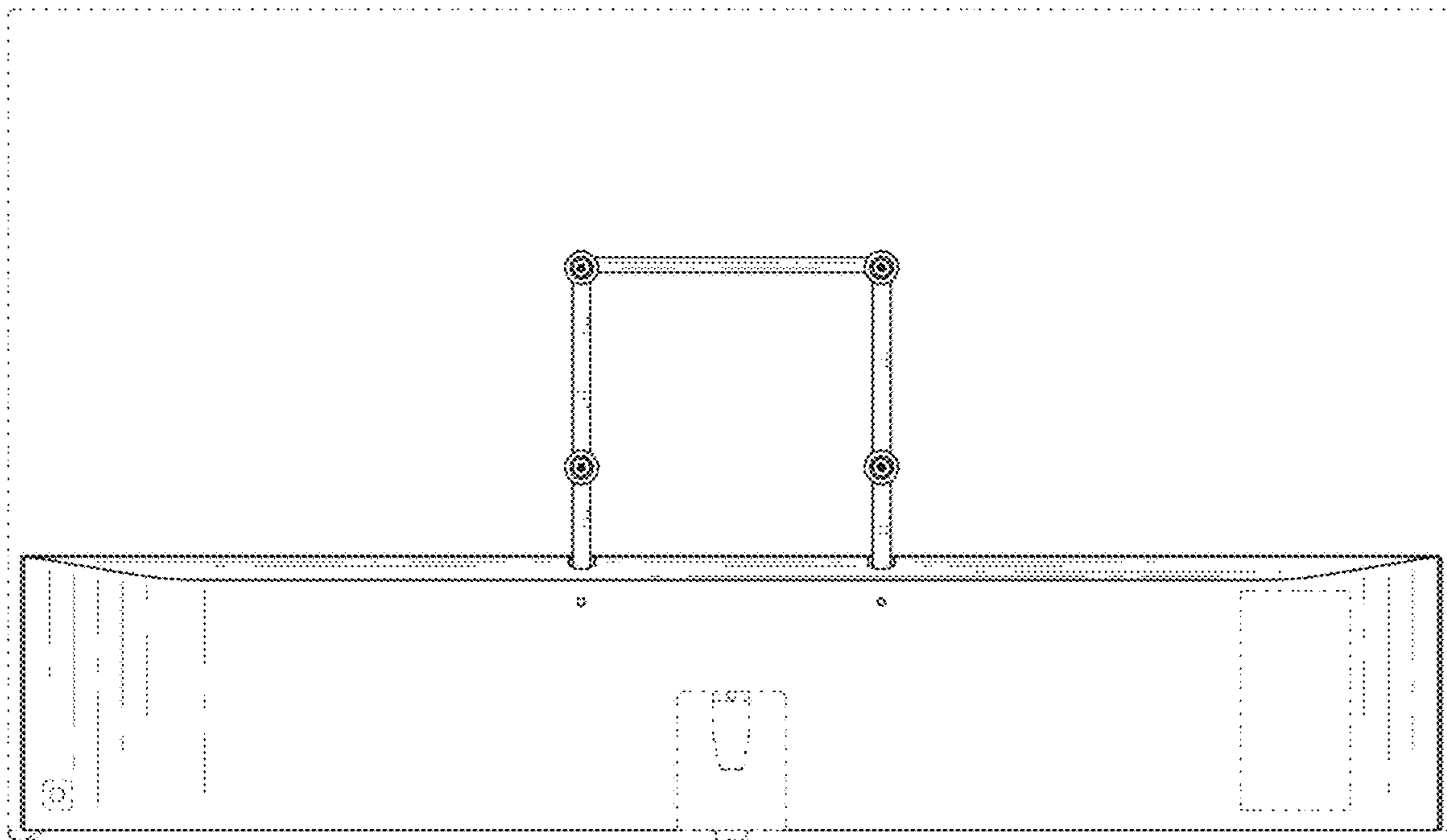
1.2




1.3




1.4






1.6



1.7



1.8

