



US00D826853S

(12) **United States Design Patent** (10) **Patent No.:** **US D826,853 S**
Nauroy (45) **Date of Patent:** **** Aug. 28, 2018**

(54) **WALL CHARGER**

(71) Applicant: **DESIGN POOL LIMITED**, Wan Chai,
Hong Kong (CN)

(72) Inventor: **Fabien Malcolm Nauroy**, Hong Kong
(CN)

(**) Term: **15 Years**

(21) Appl. No.: **29/607,572**

(22) Filed: **Jun. 14, 2017**

(51) **LOC (11) Cl.** **13-02**

(52) **U.S. Cl.**
USPC **D13/108**

(58) **Field of Classification Search**
USPC D13/107-110, 118-119, 184; D14/251,
D14/253, 432, 434
CPC Y02E 60/12; Y02T 90/14; Y02T 90/122;
Y02T 90/128; Y02T 90/163; H02J 7/025;
H02J 7/0042; H02J 7/0044; H02J 7/0045;
H02J 7/0003; H01F 38/14; H01R
13/6675; H01M 2/1022; H01M 2/1055;
H01M 10/44; H01M 10/46; H01M
10/425; B60L 11/182
See application file for complete search history.

(56) **References Cited**

U.S. PATENT DOCUMENTS

D247,619 S * 3/1978 Edgell D13/103
D331,220 S * 11/1992 Tsuchiya D13/107
D565,571 S * 4/2008 Trifilio D14/356
7,503,779 B1 * 3/2009 Yang H01R 35/04
439/131
D638,355 S * 5/2011 Chen D13/110

D665,734 S * 8/2012 Fitch D13/107
D687,375 S * 8/2013 Franco D13/108
D731,419 S * 6/2015 Kao D13/108
D731,970 S * 6/2015 Kamath D13/110
D743,886 S * 11/2015 Nomi D13/108
D746,771 S * 1/2016 Perez D13/108
D756,915 S * 5/2016 Yang D13/108
D763,790 S * 8/2016 Lei D13/108
D783,526 S * 4/2017 Warren D13/108
D791,697 S * 7/2017 Precheur D13/107
D803,150 S * 11/2017 Florez, Jr. D13/107
2010/0117597 A1 * 5/2010 Wang H02J 7/0042
320/111

* cited by examiner

Primary Examiner — Rosemary K Tarcza

Assistant Examiner — Nathaniel D. Buckner

(74) *Attorney, Agent, or Firm* — James M. Smedley LLC;
James Michael Smedley, Esq.

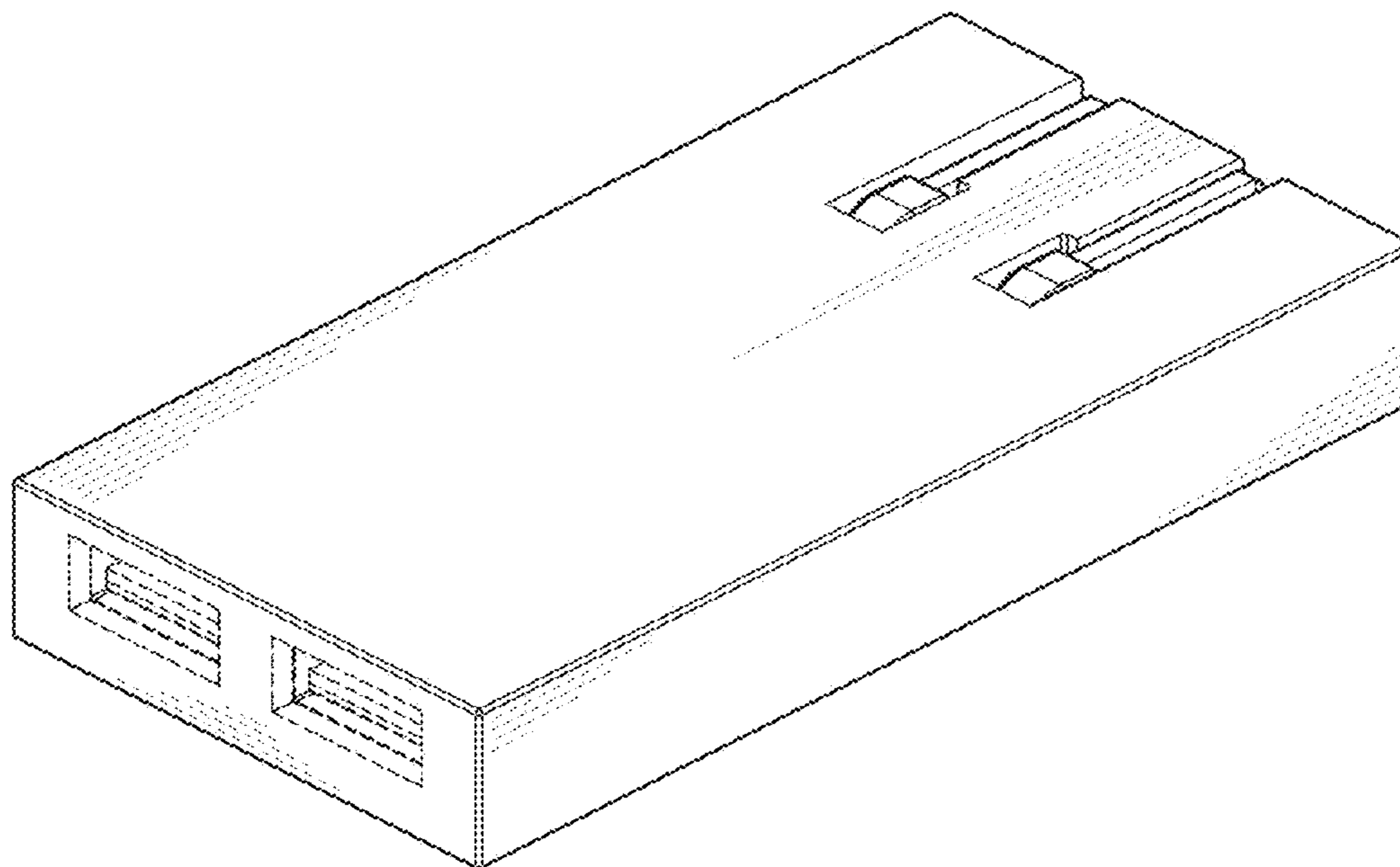
(57) **CLAIM**

I claim the ornamental design for a wall charger, as shown
and described.

DESCRIPTION

FIG. 1 is a front top right perspective view of a wall charger
showing my new design;
FIG. 2 is a front elevation view thereof;
FIG. 3 is a rear elevation view thereof;
FIG. 4 is a bottom plan view thereof;
FIG. 5 is a top plan view showing thereof; and,
FIG. 6 is a right side elevation view thereof.
The broken lines in the drawings are for the purpose of
illustrating unclaimed portions of the wall charger and form
no part of the claimed design.

1 Claim, 2 Drawing Sheets



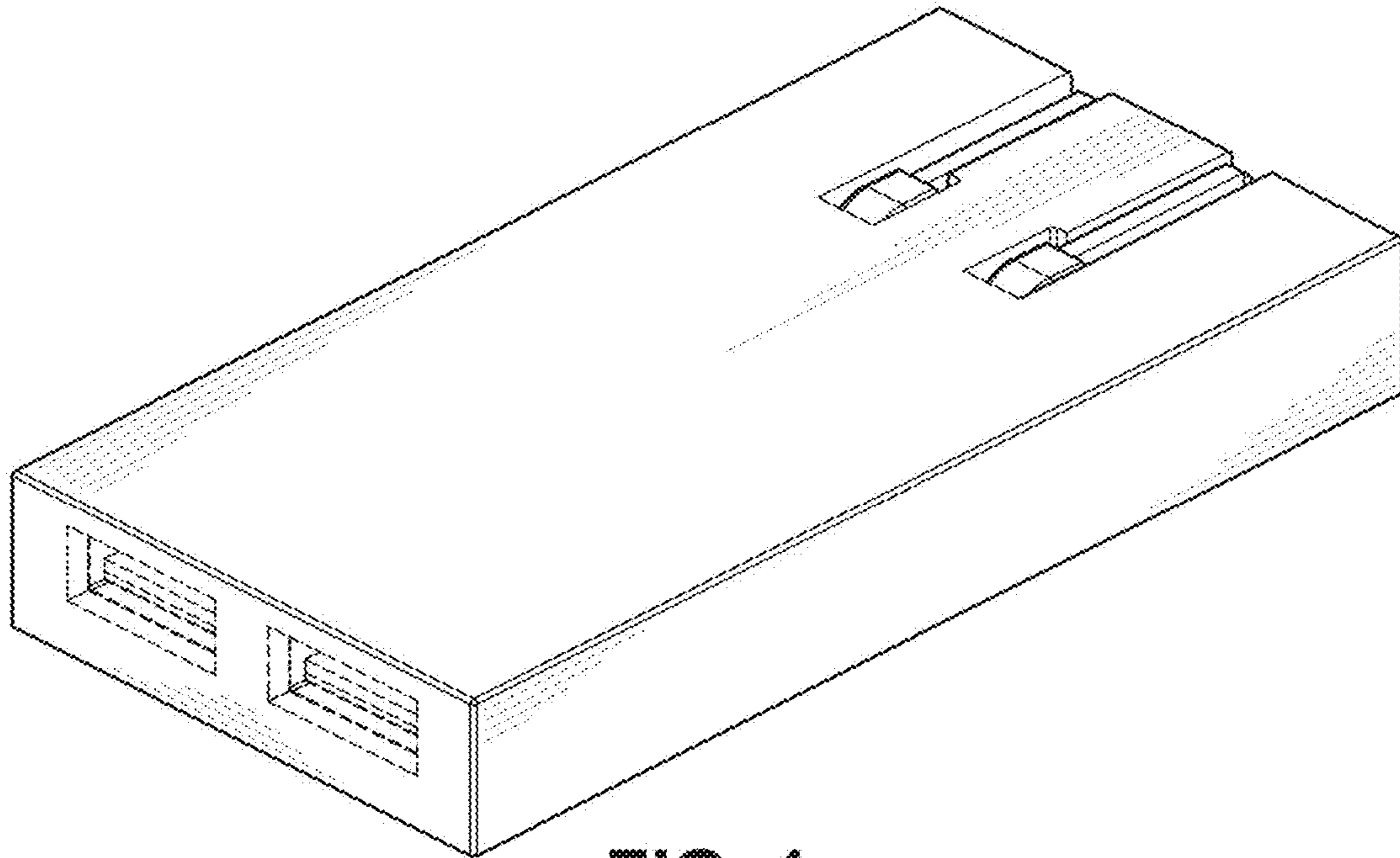


FIG. 1

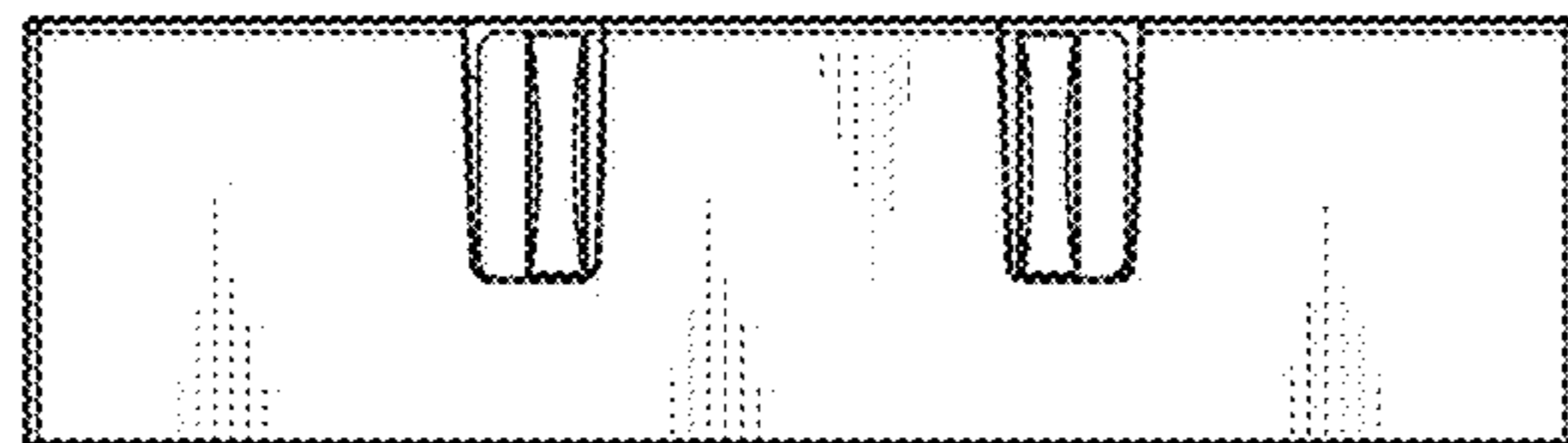


FIG. 2

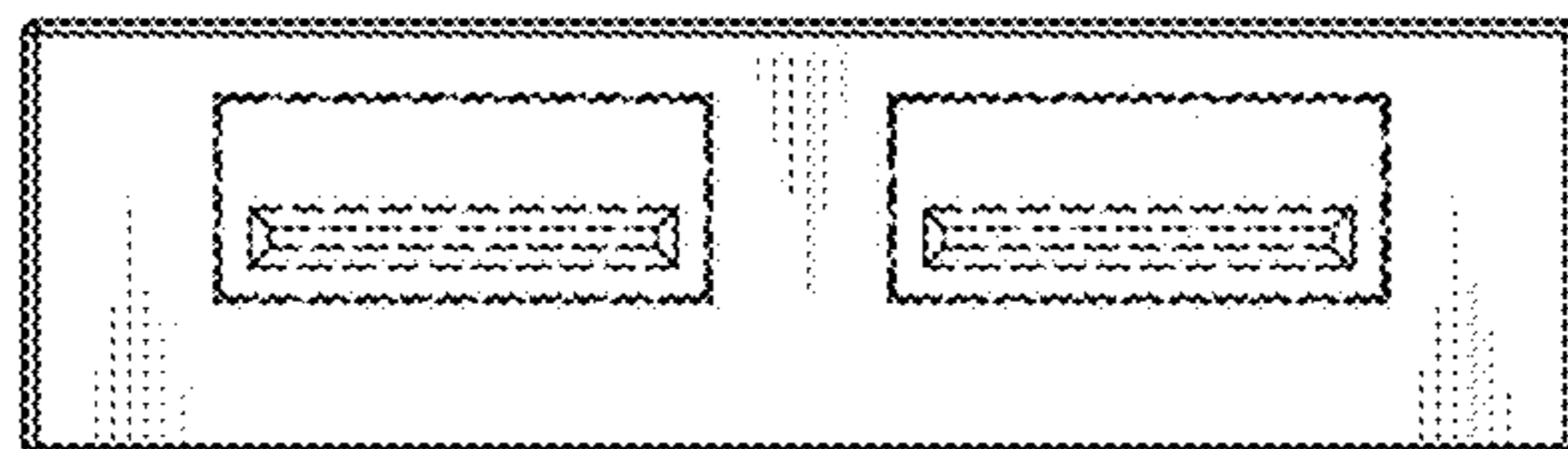


FIG. 3

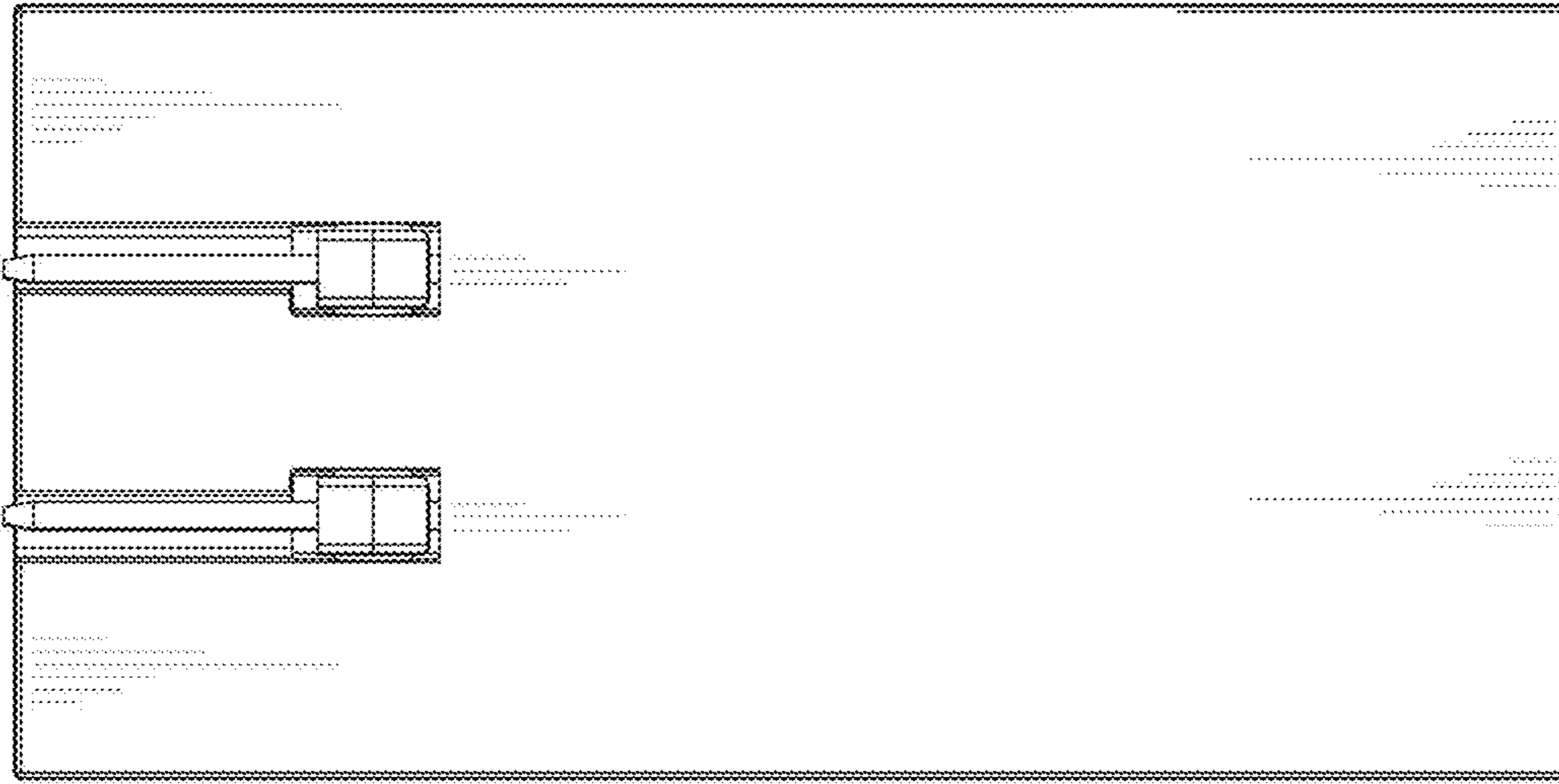


FIG. 4




FIG. 5




FIG. 6