



US00D826846S

(12) **United States Design Patent**
Greiner

(10) **Patent No.:** **US D826,846 S**

(45) **Date of Patent:** **** Aug. 28, 2018**

(54) **BATTERY**

(71) Applicant: **Robert Bosch GmbH**, Stuttgart (DE)

(72) Inventor: **Rinaldo Greiner**, Reutlingen (DE)

(73) Assignee: **Robert Bosch GmbH**, Stuttgart (DE)

(**) Term: **15 Years**

(21) Appl. No.: **29/576,271**

(22) Filed: **Sep. 1, 2016**

(30) **Foreign Application Priority Data**

Mar. 1, 2016 (EM) 003008325

(51) **LOC (11) Cl.** **13-02**

(52) **U.S. Cl.**
USPC **D13/103**

(58) **Field of Classification Search**
USPC D13/102-110, 118-119, 184, 199;
D14/356, 432

CPC Y02E 60/12; Y02E 60/122; Y02E 60/124;
Y02E 60/50; H01M 2/02; H01M 2/022;
H01M 2/0202; H01M 2/0207; H01M
2/0212; H01M 2/1061; H01M 2/1022;
H01M 2/1055; H01M 2/1066; H01M
2/105; H01M 2/204; H01M 10/4257;
H01M 10/0436; H01M 10/48

See application file for complete search history.

(56) **References Cited**

U.S. PATENT DOCUMENTS

D665,346 S * 8/2012 Kumagai D13/108
D673,497 S * 1/2013 Rosenzweig D13/101

D676,380 S * 2/2013 Sun D13/108
D678,191 S * 3/2013 Fitch D13/108
D716,729 S * 11/2014 Kelly D13/110
D721,658 S * 1/2015 Lin D13/162
D738,302 S * 9/2015 Jeong D13/108
D756,920 S * 5/2016 Dasbach D13/110
D769,185 S * 10/2016 Lee D13/108
D782,974 S * 4/2017 Ju D13/108
D787,443 S * 5/2017 Chiang D13/110
D788,697 S * 6/2017 Verleur D13/103
D791,070 S * 7/2017 Son D13/103

* cited by examiner

Primary Examiner — Rosemary K Tarca

Assistant Examiner — Alison M Ofstun

(74) *Attorney, Agent, or Firm* — Maginot, Moore & Beck
LLP

(57) **CLAIM**

The ornamental design for a battery, as shown and described.

DESCRIPTION

FIG. 1 is a perspective view of a battery showing my new design;

FIG. 2 is a left side elevational view thereof;

FIG. 3 is a right side elevational view thereof;

FIG. 4 is a front elevational view thereof;

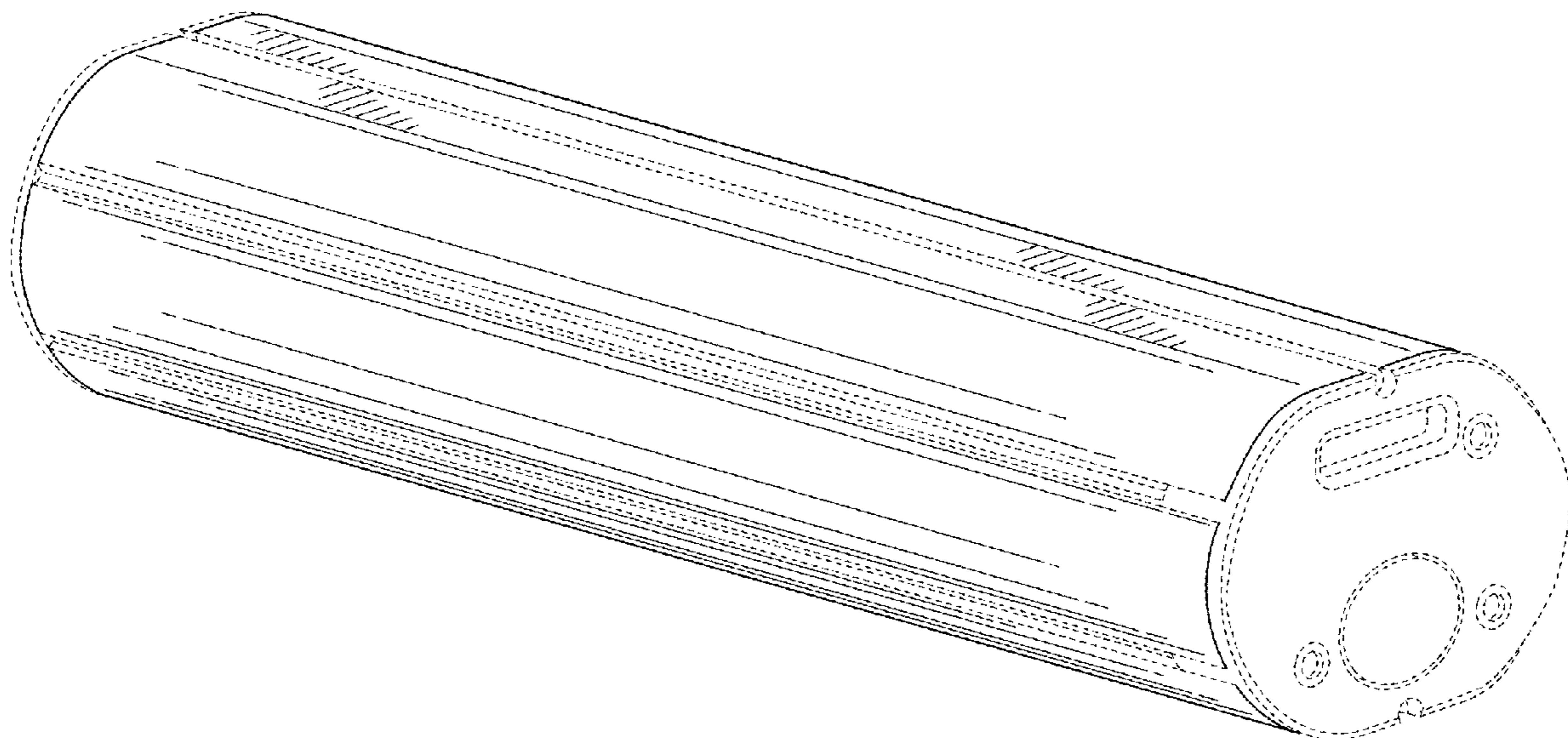
FIG. 5 is a rear elevational view thereof;

FIG. 6 is a top plan view thereof; and,

FIG. 7 is a bottom plan view thereof.

The broken lines shown in the drawings illustrate portions of the battery that form no part of the claimed design.

1 Claim, 6 Drawing Sheets



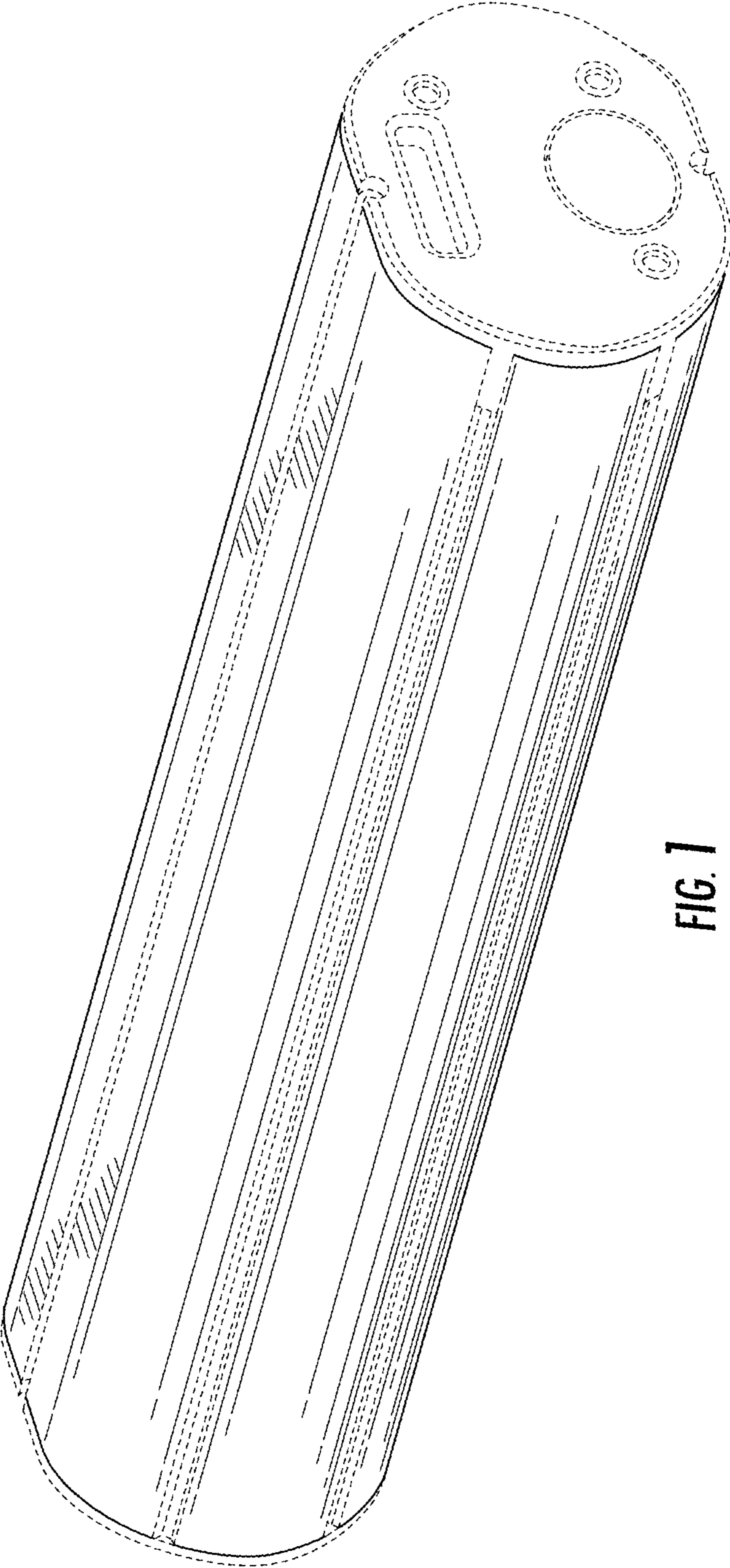


FIG. 1

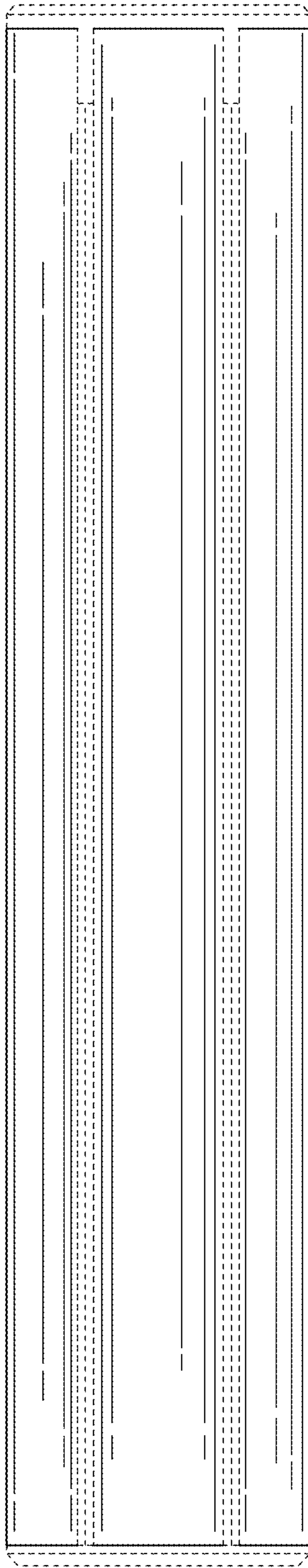


FIG. 2

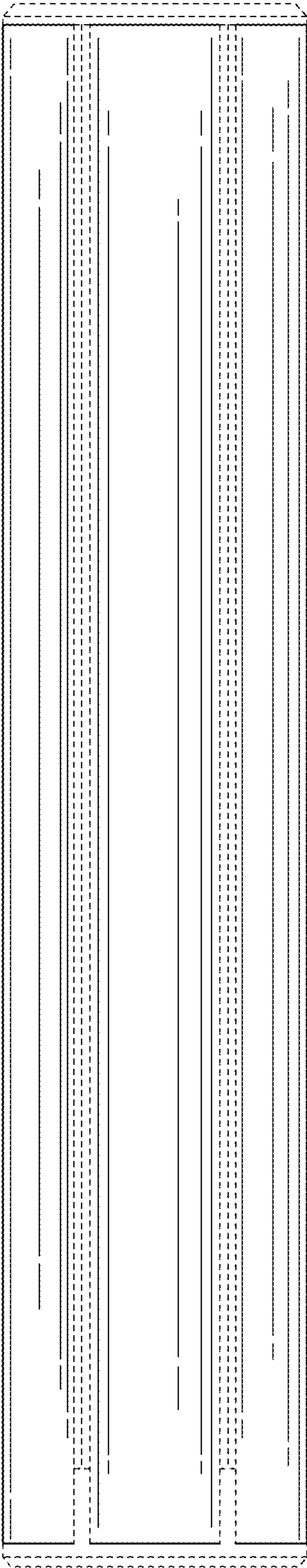


FIG. 3

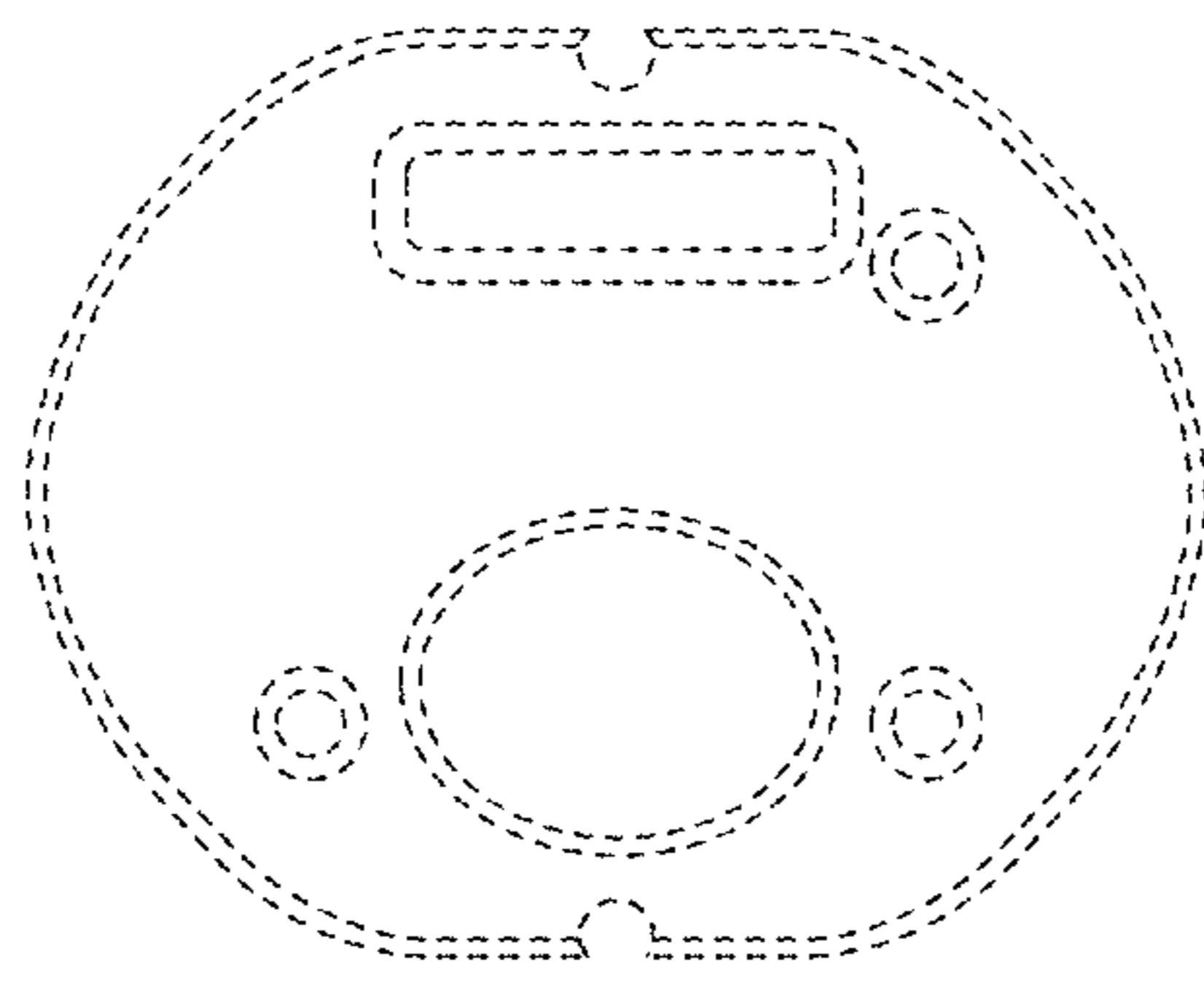


FIG. 4

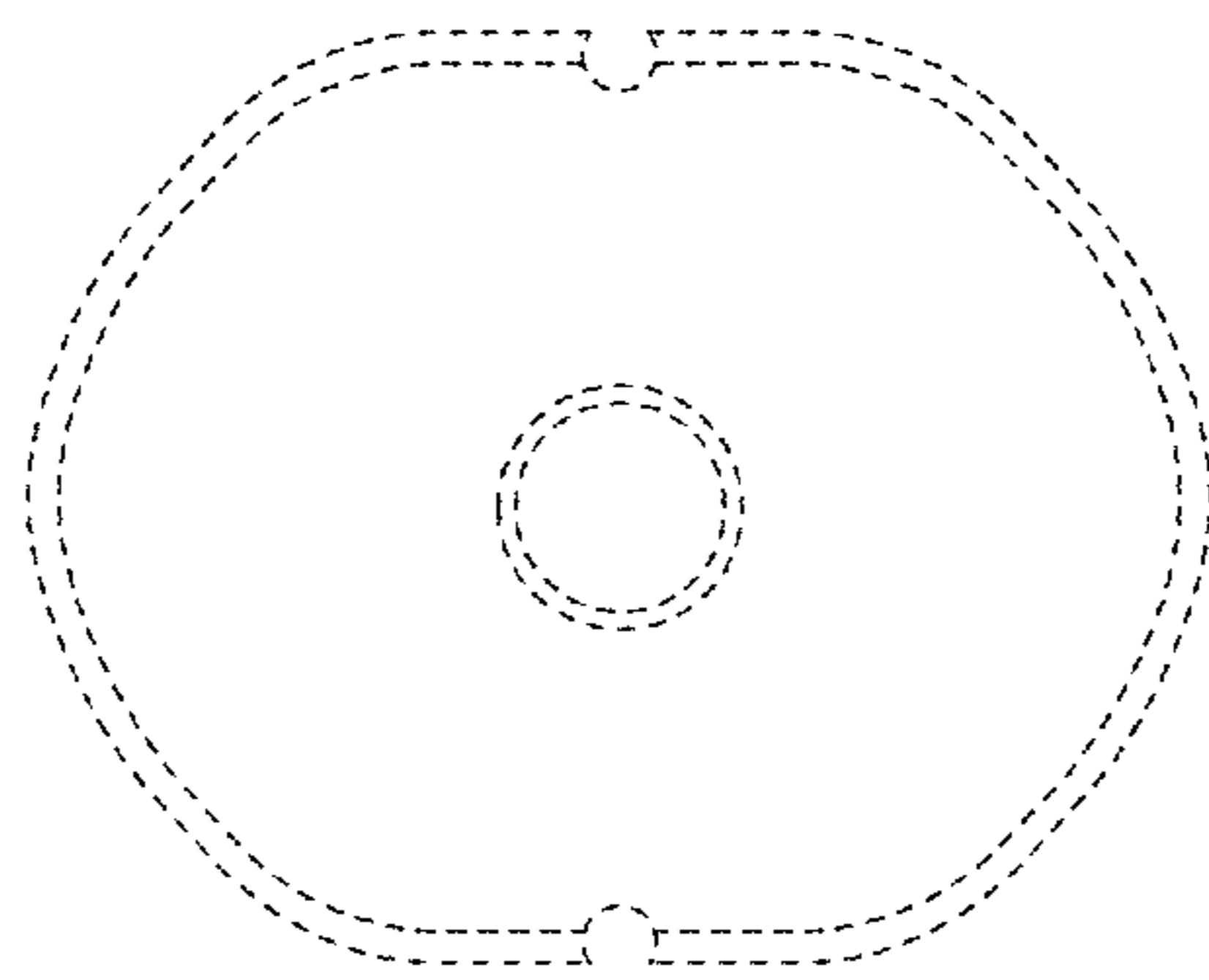


FIG. 5

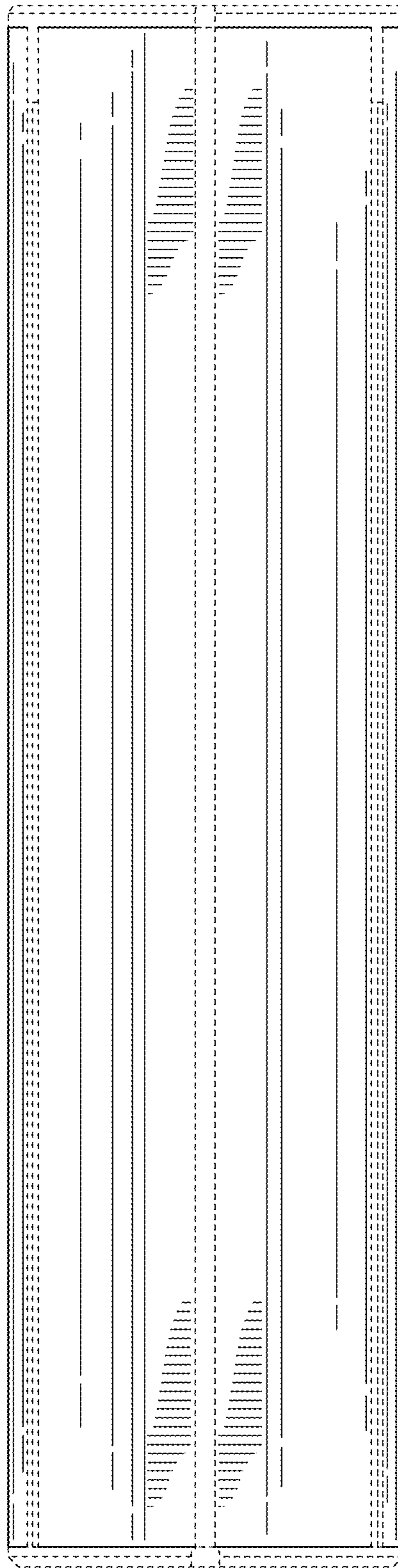


FIG. 6

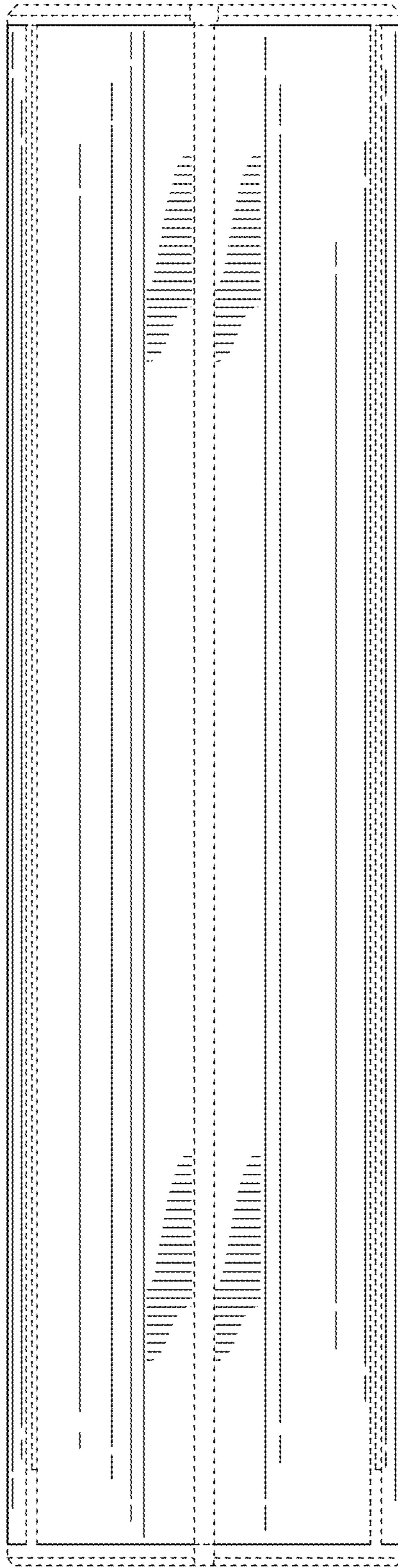


FIG. 7