



US00D826842S

(12) **United States Design Patent** (10) **Patent No.:** **US D826,842 S**
Sueishi (45) **Date of Patent:** **** Aug. 28, 2018**

(54) **TIRE FOR MOTOCYCLE**

(71) Applicant: **SUMITOMO RUBBER INDUSTRIES, LTD.**, Kobe-shi, Hyogo (JP)

(72) Inventor: **Makoto Sueishi**, Kobe (JP)

(73) Assignee: **SUMITOMO RUBBER INDUSTRIES, LTD.**, Kobe-Shi, Hyogo (JP)

(**) Term: **15 Years**

(21) Appl. No.: **29/568,642**

(22) Filed: **Jun. 20, 2016**

(51) **LOC (11) Cl.** **12-15**

(52) **U.S. Cl.**
USPC **D12/571**

(58) **Field of Classification Search**
USPC D12/536, 571
CPC B60C 1/00
See application file for complete search history.

(56) **References Cited**

U.S. PATENT DOCUMENTS

D648,260 S * 11/2011 Ishida D12/536

D753,581 S * 4/2016 Oba D12/571

* cited by examiner

Primary Examiner — George D. Kirschbaum

(74) *Attorney, Agent, or Firm* — Birch, Stewart, Kolasch & Birch, LLP

(57) **CLAIM**

The ornamental design for a tire for motorcycle, as shown and described.

DESCRIPTION

FIG. 1 is a front perspective view of a tire for motorcycle showing my new design;
FIG. 2 is a front view thereof;
FIG. 3 is a left side view thereof;
FIG. 4 is a rear view thereof;
FIG. 5 is a right side view thereof;
FIG. 6 is a bottom view thereof;
FIG. 7 is a top view thereof; and,
FIG. 8 is a partial enlarged view of FIG. 2.
The top and bottom views are the same as the front view.

1 Claim, 8 Drawing Sheets





FIG. 1




FIG. 2




FIG. 3




FIG. 4




FIG. 5




FIG. 6




FIG. 7




FIG. 8