



US00D826829S

(12) **United States Design Patent**
Floyd, Sr.

(10) **Patent No.:** **US D826,829 S**

(45) **Date of Patent:** **** Aug. 28, 2018**

(54) **SPRAY SHIELD**

(71) Applicant: **Jasper Floyd, Sr.**, Flair Bluff, NC (US)

(72) Inventor: **Jasper Floyd, Sr.**, Flair Bluff, NC (US)

(**) Term: **15 Years**

(21) Appl. No.: **29/631,710**

(22) Filed: **Jan. 2, 2018**

(51) **LOC (11) Cl.** **12-16**

(52) **U.S. Cl.**
USPC **D12/213**

(58) **Field of Classification Search**
USPC D12/204-213; D21/533, 561, 563
CPC B60B 7/00; B60B 7/02; B60B 7/04; B60B 7/06; B60B 3/02; B60B 3/04; B60B 3/06; B60B 3/10; B60B 1/00; B60B 1/08; B60B 1/10; B60B 1/12; B60B 7/0073
See application file for complete search history.

(56) **References Cited**

U.S. PATENT DOCUMENTS

D216,588	S *	2/1970	Cannon	D12/212
D293,233	S *	12/1987	Berg	D12/204
4,874,206	A	10/1989	Sampson		
D305,635	S *	1/1990	Pope	D12/213
D306,154	S *	2/1990	Berg	D12/204
5,524,972	A *	6/1996	Cailor	B05B 12/30 301/37.42
D371,337	S *	7/1996	Williams	D12/213
D377,332	S *	1/1997	Cruz, III	D12/213
D379,172	S *	5/1997	Hale	D12/213
6,007,158	A	12/1999	Maloney et al.		
D486,438	S *	2/2004	Tuck	D12/213
D490,762	S *	6/2004	Layman	D12/213
D491,874	S *	6/2004	Cook	D12/213
D497,131	S *	10/2004	Burden	D12/204
6,863,353	B1 *	3/2005	Buckner	B60B 7/0073 301/37.103
D515,005	S *	2/2006	Oatis	D12/213
D524,221	S *	7/2006	Jones	D12/213

D528,963	S *	9/2006	Horn	D12/213
D537,401	S *	2/2007	Jones	D12/213
7,374,248	B1 *	5/2008	Clayton	B60B 7/0073 301/37.103
7,806,484	B1	10/2010	Young		
D796,412	S	9/2017	Aker, Jr.		
2007/0013226	A1 *	1/2007	Updegraph	B60B 7/0073 301/37.104
2008/0024002	A1	1/2008	Guthrie		

(Continued)

OTHER PUBLICATIONS

Adjustable Wheel Shield for 15" to 20" Rims. Product listing [online]. ECS Tuning [retrieved on Oct. 18, 2017]. Retrieved from the Internet: <URL:https://www.ecstuning.com/b-zane-products/adjustable-wheel-shield-for-15-to-20-rims/ws1520~zan/>.

Primary Examiner — Sheryl L Lane
Assistant Examiner — Calvin E Vansant
(74) *Attorney, Agent, or Firm* — James G. Passé; Passé Intellectual Property, LLC

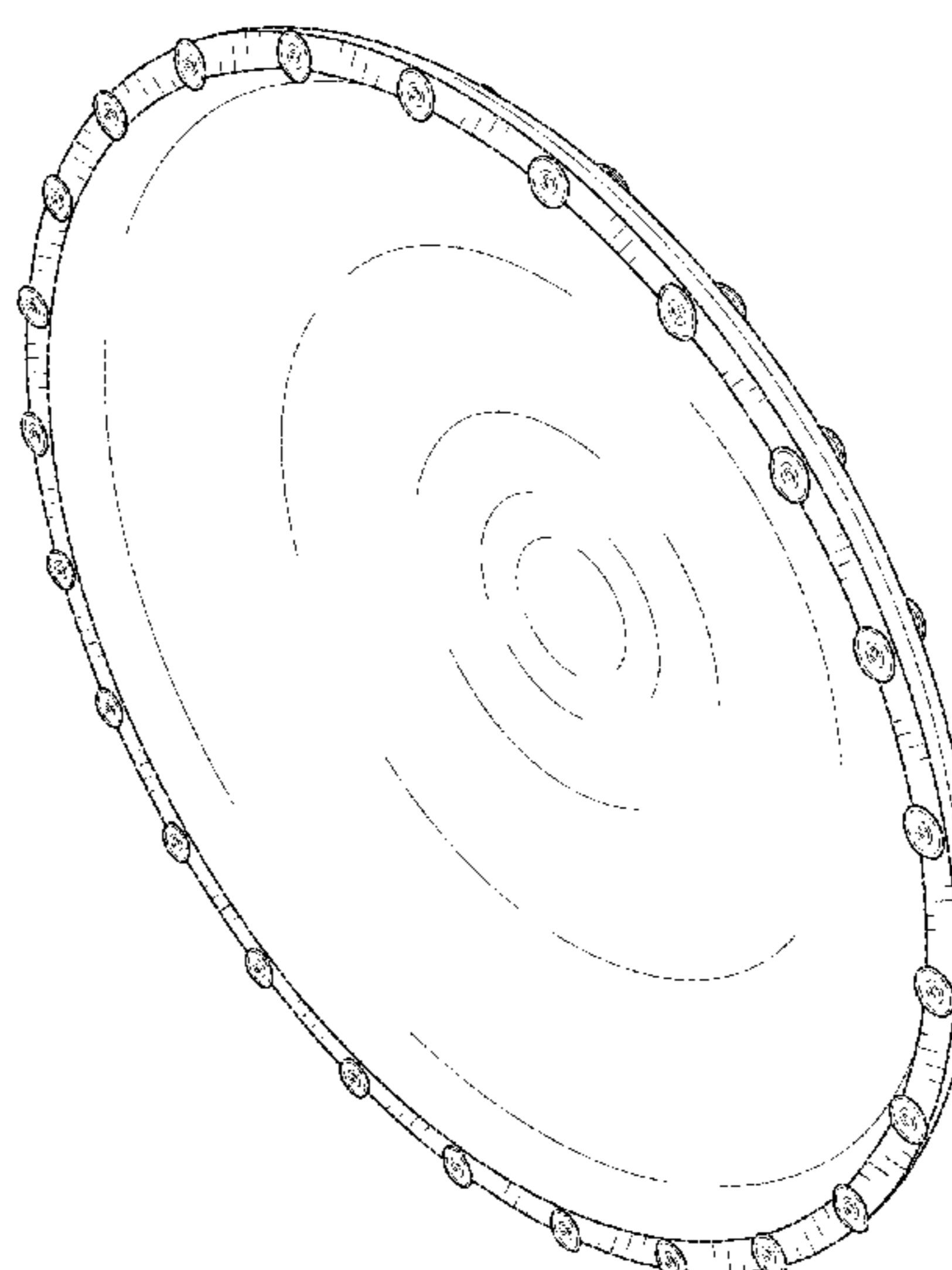
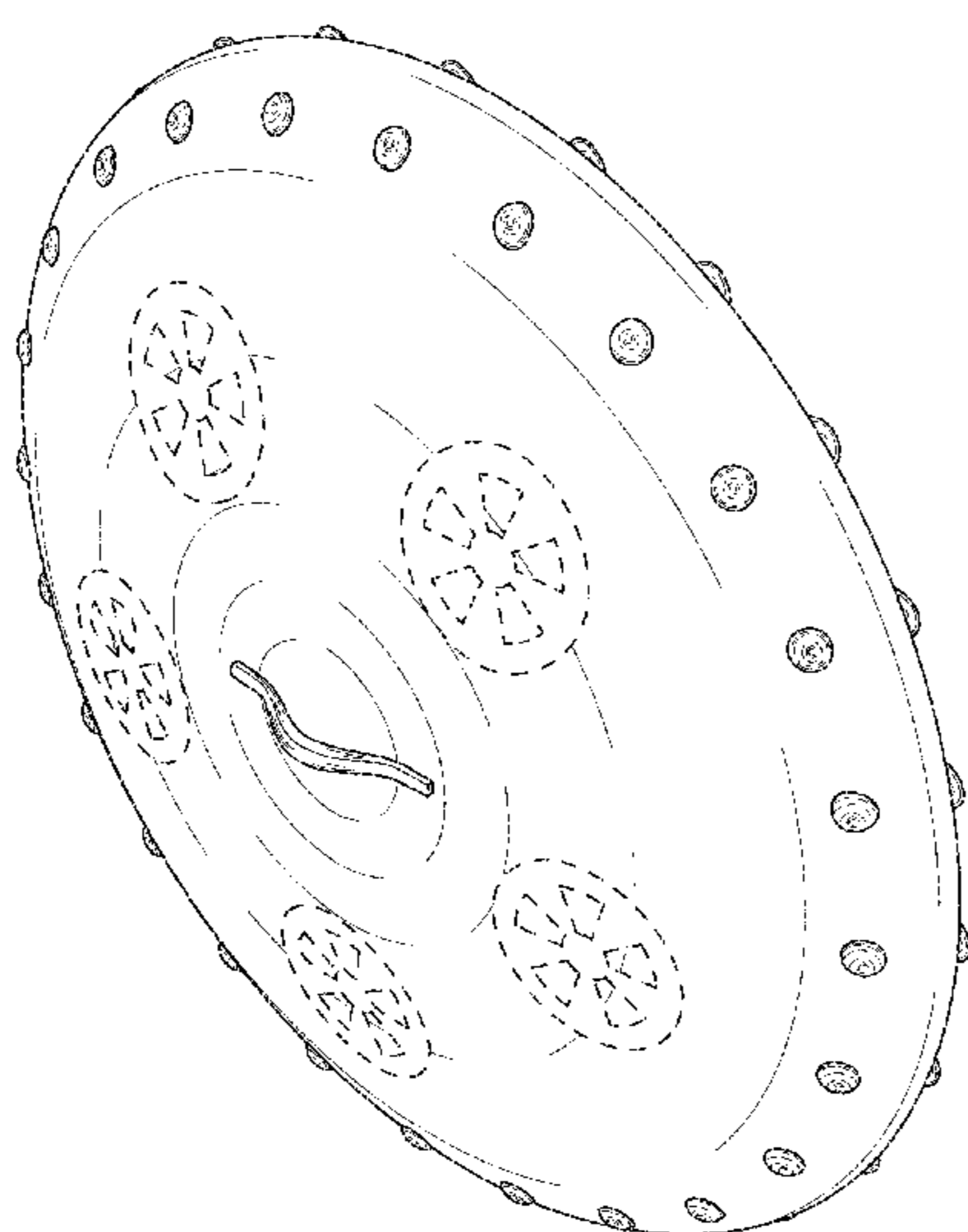
(57) **CLAIM**

The ornamental design for a spray shield, as shown and described.

DESCRIPTION

FIG. 1 is a perspective top front right view of the spray shield, showing my new design;
FIG. 2 is a perspective top rear left view thereof;
FIG. 3 is a front elevation view thereof;
FIG. 4 is a rear elevation view thereof;
FIG. 5 is a right elevation view thereof;
FIG. 6 is a left elevation view thereof;
FIG. 7 is a top plan view thereof; and,
FIG. 8 is a bottom plan view thereof.
The broken-lines indicate regions designated for automotive related decals and form no part of the claimed design.

1 Claim, 7 Drawing Sheets



(56)

References Cited

U.S. PATENT DOCUMENTS

2010/0096906	A1	4/2010	Brown	
2012/0007414	A1*	1/2012	Posey B60B 7/08 301/37.102
2013/0033093	A1*	2/2013	Santana B60B 7/04 301/37.104
2015/0239287	A1	8/2015	Young	
2018/0086137	A1*	3/2018	Smith B60B 7/04

* cited by examiner

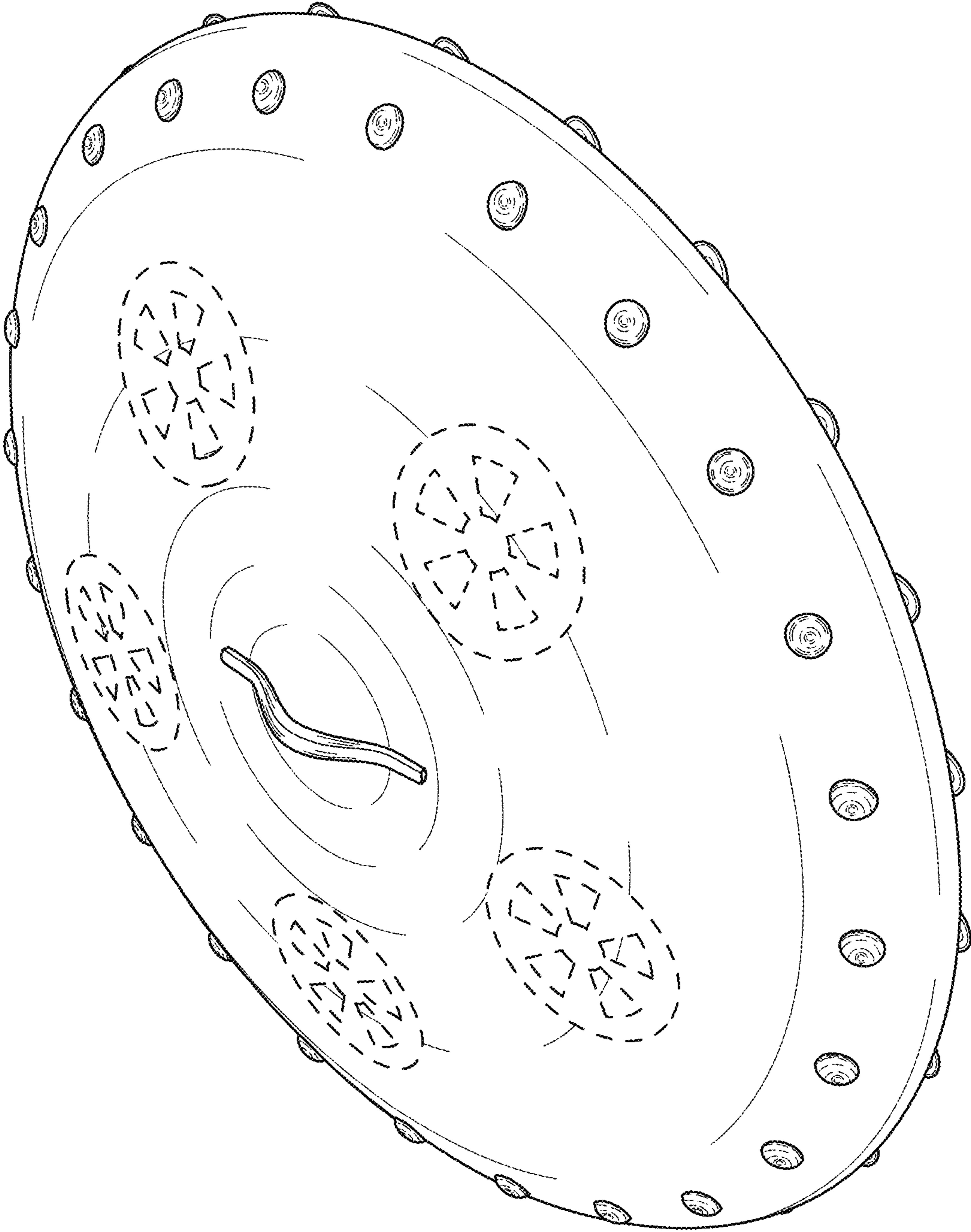


FIG. 1

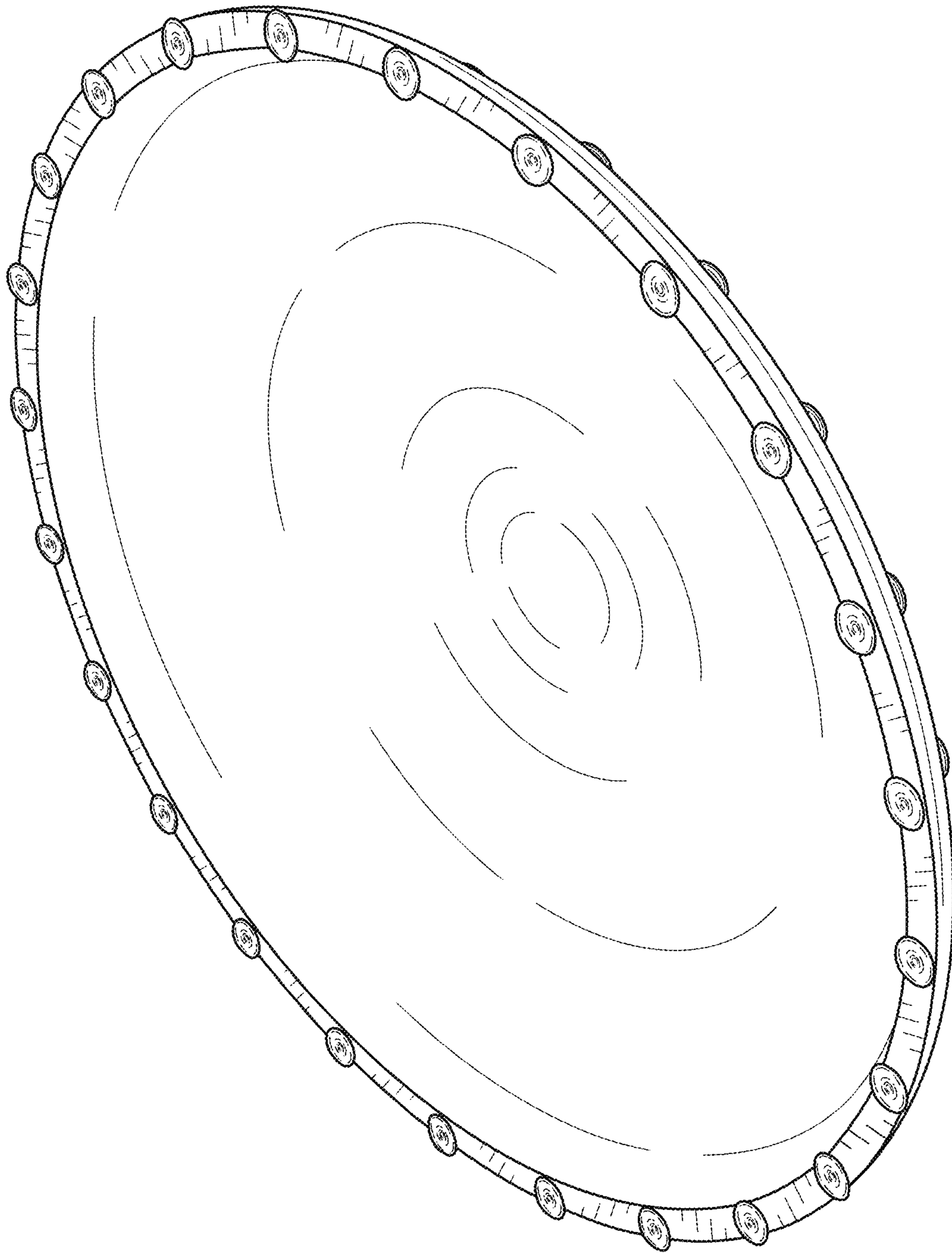


FIG. 2

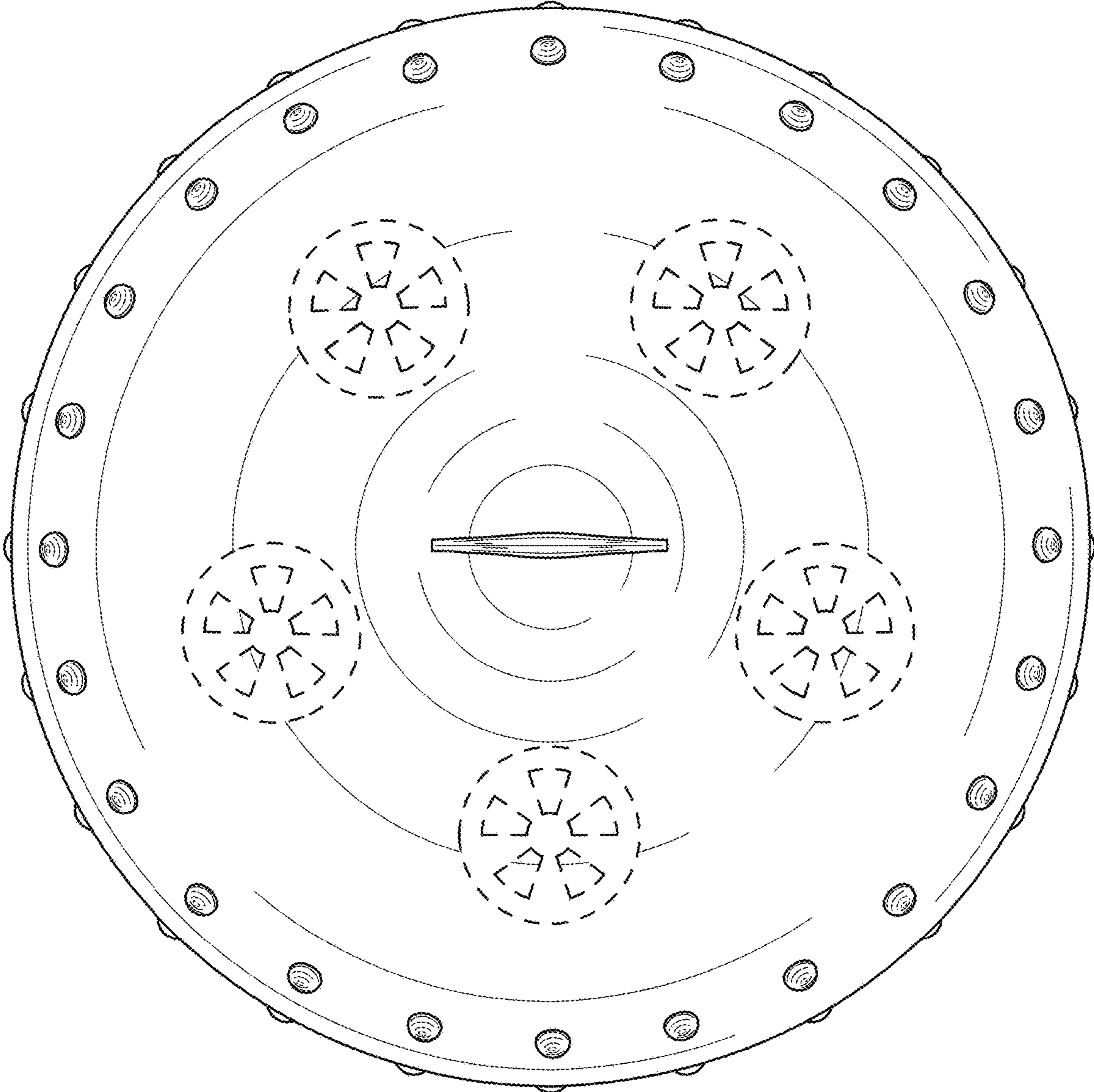


FIG. 3

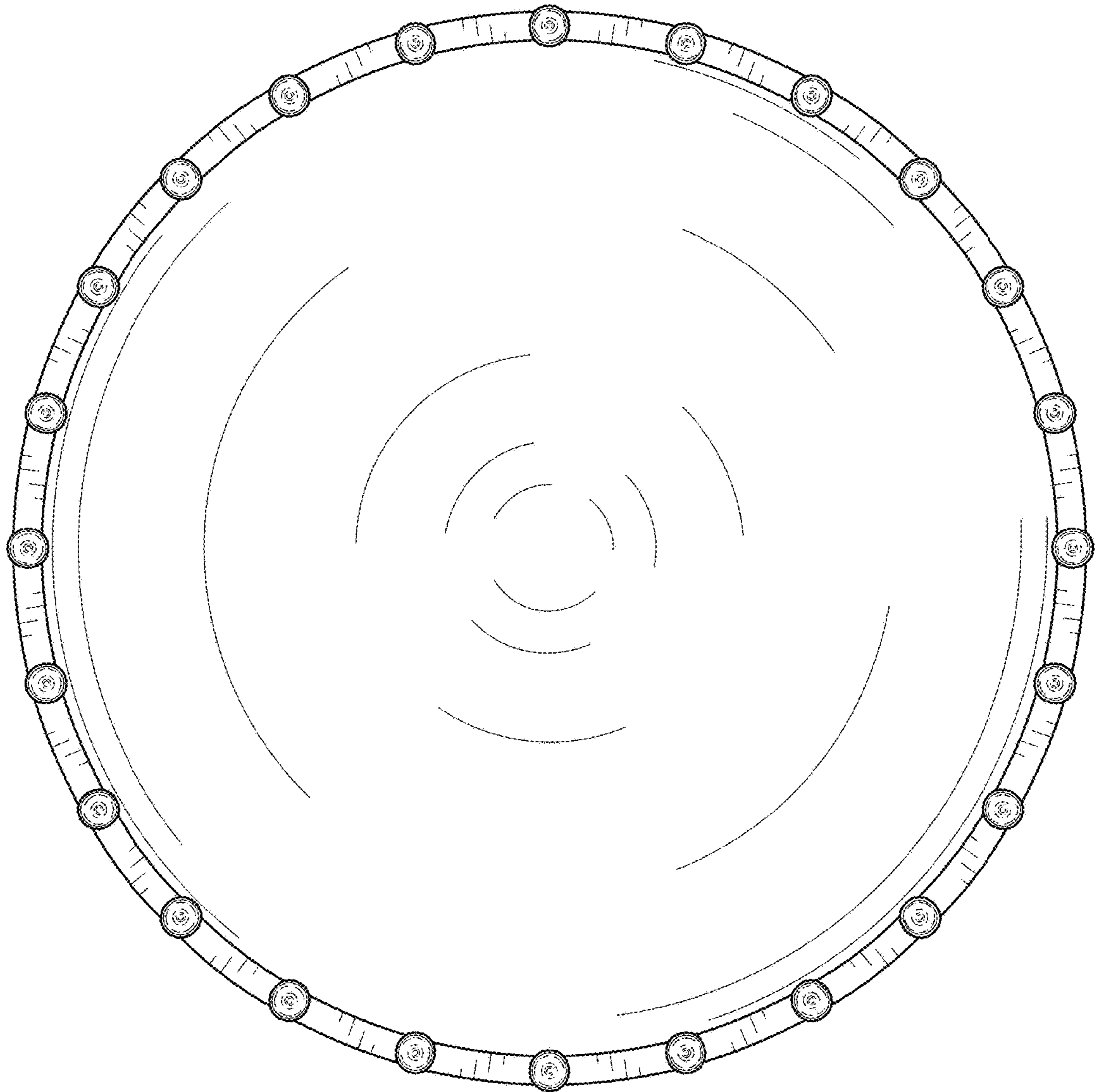


FIG. 4

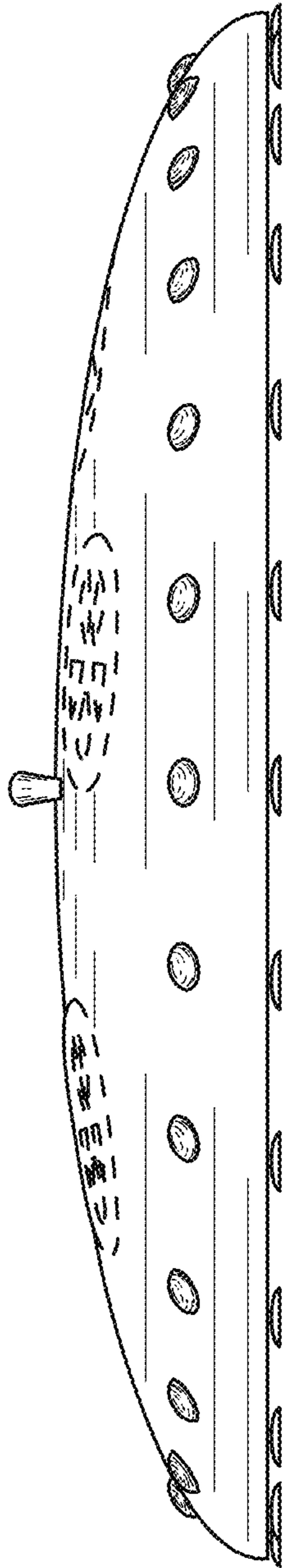


FIG. 5

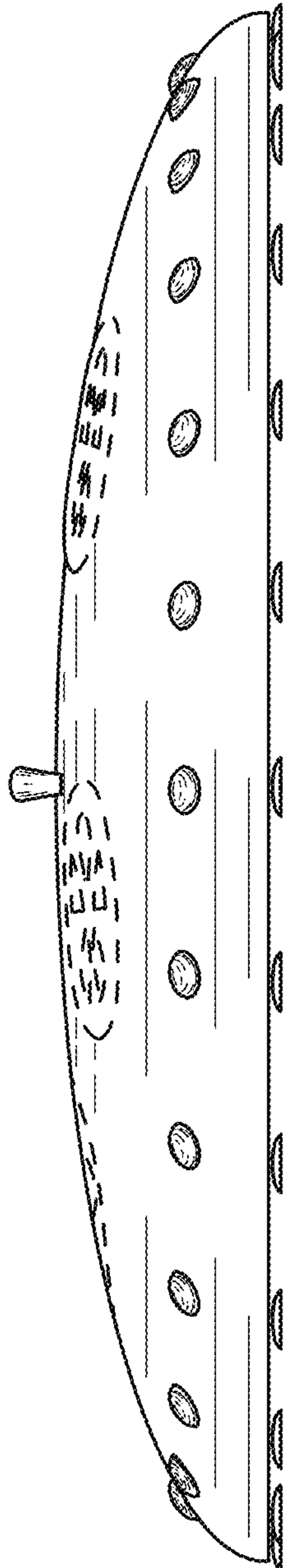


FIG. 6

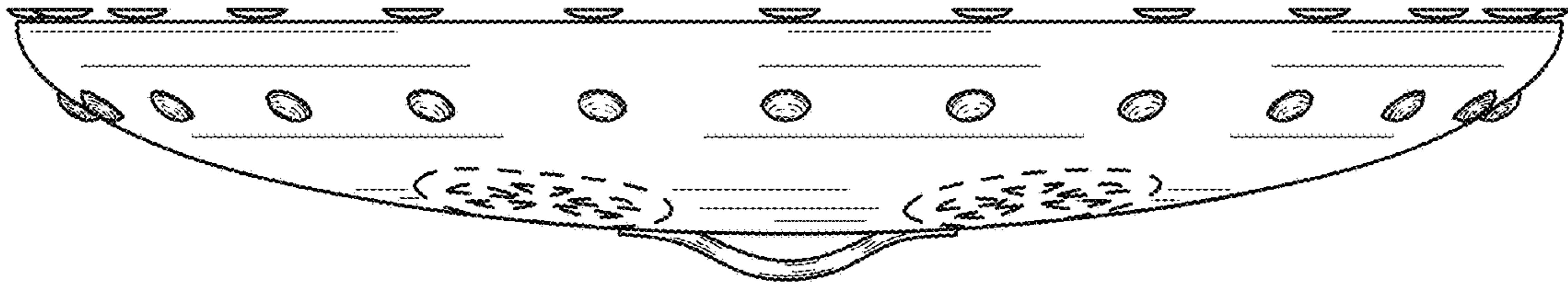


FIG. 7

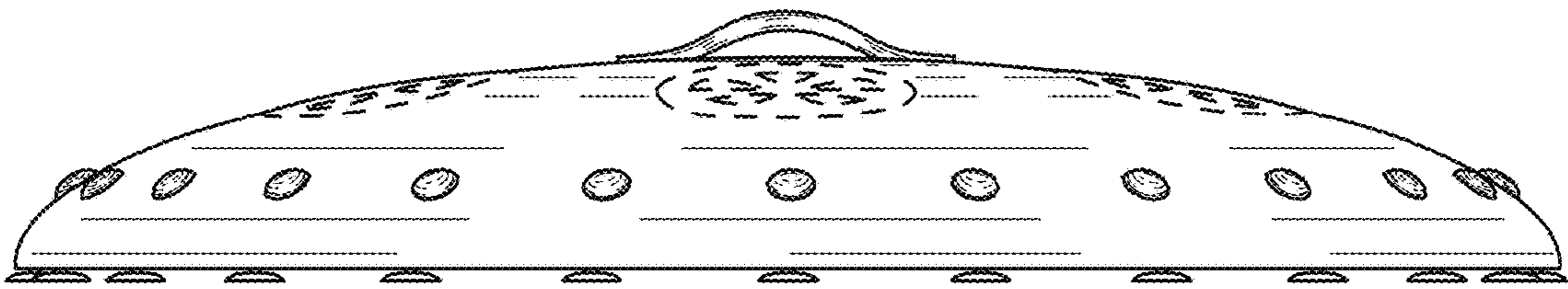


FIG. 8