



US00D826804S

(12) **United States Design Patent**
Buck

(10) **Patent No.:** **US D826,804 S**

(45) **Date of Patent:** **** Aug. 28, 2018**

(54) **VEHICLE BONNET**

(71) Applicant: **Jaguar Land Rover Limited**, Whitley,
Coventry (GB)

(72) Inventor: **Joe Buck**, Coventry (GB)

(73) Assignee: **Jaguar Land Rover Limited**, Whitley,
Coventry (GB)

(**) Term: **15 Years**

(21) Appl. No.: **29/567,816**

(22) Filed: **Jun. 13, 2016**

(30) **Foreign Application Priority Data**

Jan. 14, 2016 (EM) 002944991

(51) **LOC (11) Cl.** **12-08**

(52) **U.S. Cl.**
USPC **D12/173**

(58) **Field of Classification Search**
USPC D12/90-92, 173, 181
CPC .. B60R 21/34; B60R 2021/343; B62D 25/105
See application file for complete search history.

(56) **References Cited**

U.S. PATENT DOCUMENTS

D627,281 S *	11/2010	Yoshida	D12/173
D651,144 S *	12/2011	Okumoto	D12/173
D659,612 S *	5/2012	Matsumoto	D12/173
D662,013 S *	6/2012	Hakamata	D12/173
D683,286 S *	5/2013	Fuchigami	D12/173
D718,686 S *	12/2014	Hammoud	D12/173
D722,928 S *	2/2015	George	D12/173
D746,740 S *	1/2016	Wolff	D12/173
D748,545 S *	2/2016	Behmer	D12/173

D765,568 S *	9/2016	Frascella	D12/173
D777,622 S *	1/2017	Kozub	D12/173
D778,792 S *	2/2017	Kim	D12/173
D779,398 S *	2/2017	Platto	D12/173

* cited by examiner

Primary Examiner — Garth Rademaker

Assistant Examiner — Melvin L Davis

(74) *Attorney, Agent, or Firm* — Wood Herron & Evans
LLP

(57) **CLAIM**

The ornamental design for a vehicle bonnet, as shown and described.

DESCRIPTION

FIG. 1 is a right front perspective view of a vehicle bonnet for a vehicle according to the present invention.

FIG. 2 is a left rear perspective view of the bonnet shown in FIG. 1.

FIG. 3 is a right side view thereof

FIG. 4 is a left side view thereof.


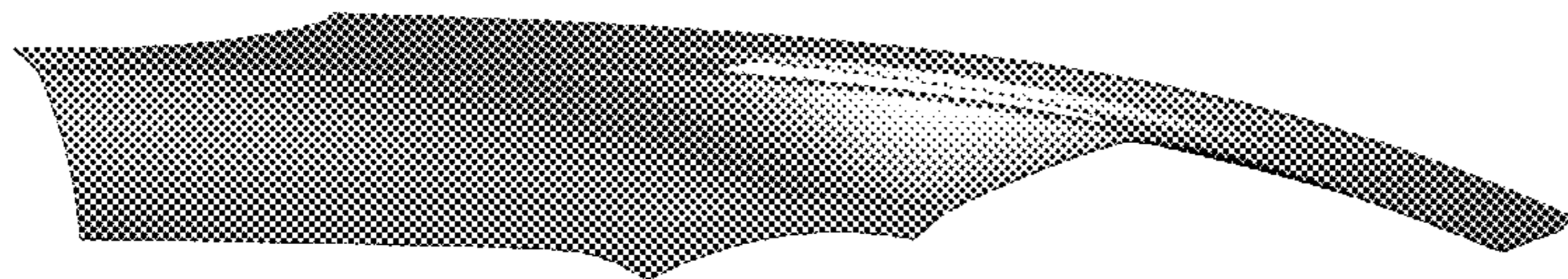
FIG. 5 is a front view thereof.

FIG. 6 is a rear view thereof.

FIG. 7 is a top view thereof; and,

FIG. 8 is a top view of the bonnet shown in FIG. 1, with the bonnet shown mounted on a vehicle that is depicted in de-emphasized and halftone portions so as to illustrate the structural environment that surrounds the bonnet. These portions form no part of the claimed invention. More particularly, in FIG. 8, the bonnet of the present invention is shown within the broken lines, and any elements shown outside of the broken lines form no part of the claimed invention, but are instead included to show environmental aspects of the claimed invention.

1 Claim, 7 Drawing Sheets






FIG. 1




FIG. 2

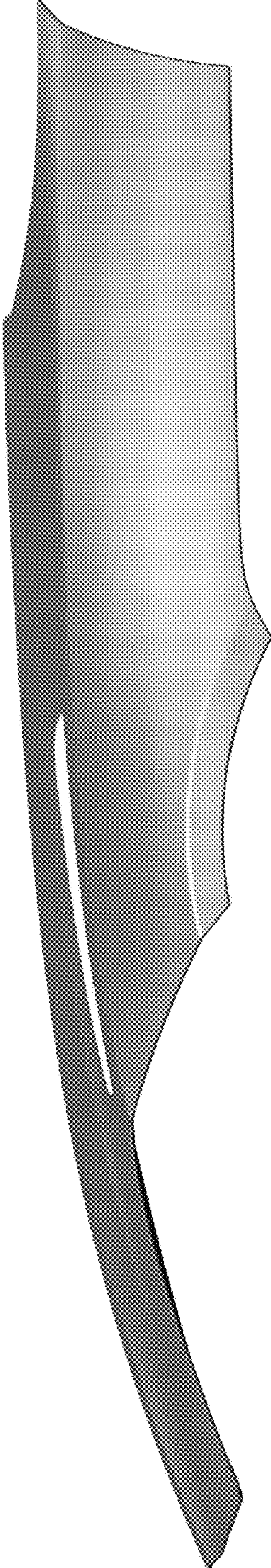


FIG. 3

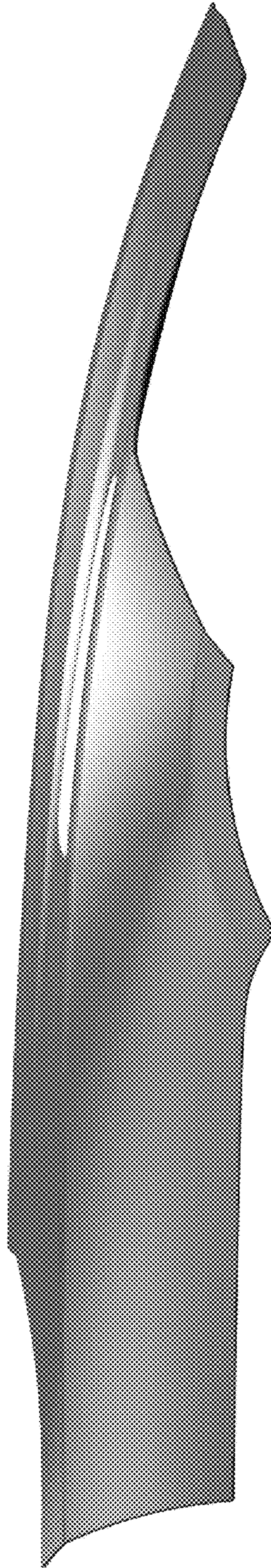


FIG. 4




FIG. 5




FIG. 6




FIG. 7

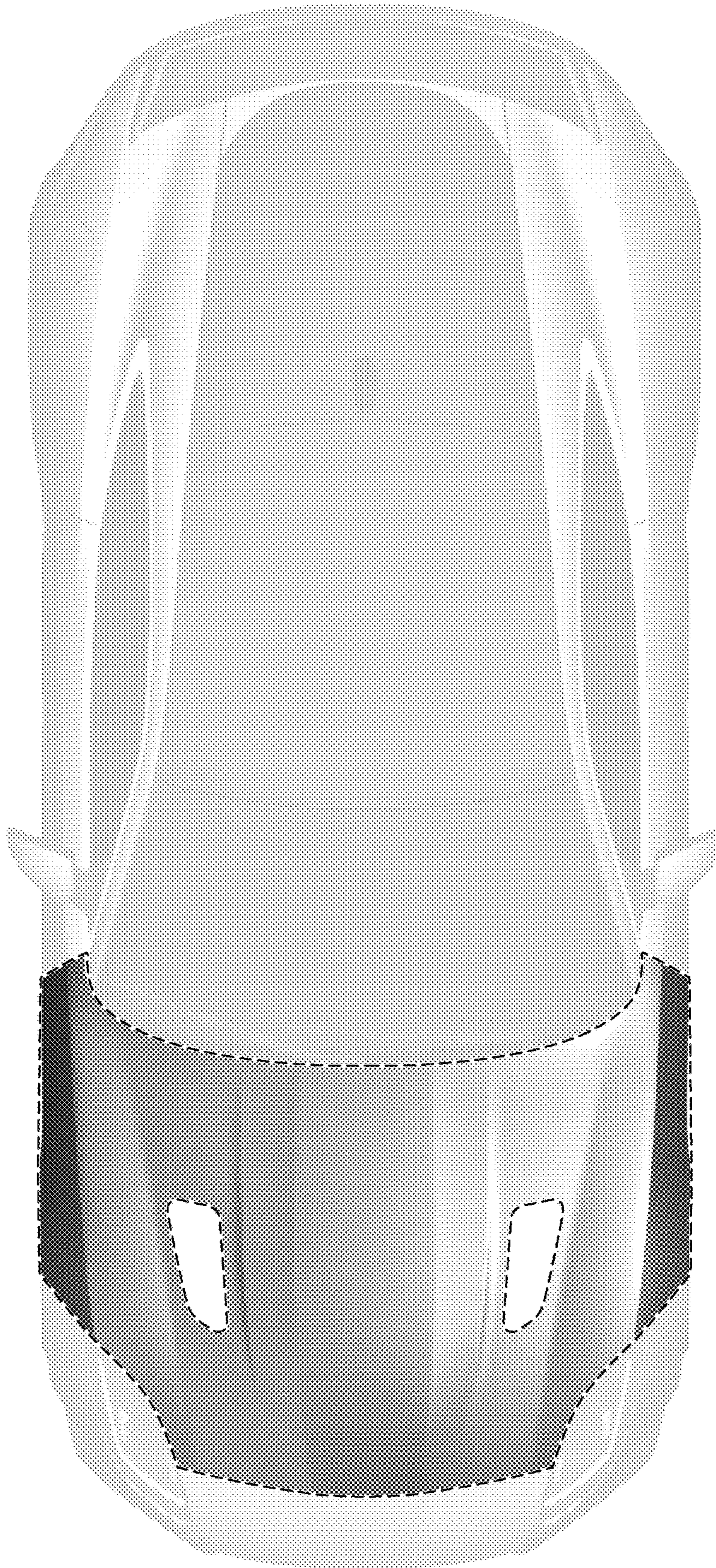


FIG. 8