



US00D826801S

(12) **United States Design Patent** (10) **Patent No.:** **US D826,801 S**
Platto et al. (45) **Date of Patent:** **** Aug. 28, 2018**

(54) **VEHICLE FRONT LOWER BUMPER COVER SIDE TRIM**

(71) Applicant: **Ford Global Technologies, LLC,**
Dearborn, MI (US)

(72) Inventors: **Gordon M Platto,** Troy, MI (US);
Richard Howard, Brighton, MI (US);
Marc Cammeyer, Berkley, MI (US);
Damon G DePeyster, Northville, MI (US)

(73) Assignee: **Ford Global Technologies, LLC,**
Dearborn, MI (US)

(**) Term: **15 Years**

(21) Appl. No.: **29/597,507**

(22) Filed: **Mar. 17, 2017**

(51) **LOC (11) Cl.** **12-16**

(52) **U.S. Cl.**
USPC **D12/169; D12/167**

(58) **Field of Classification Search**
USPC D12/86, 90, 91, 92, 163, 164, 167, 169,
D12/171, 196, 216
CPC B60R 19/02; B60R 19/18; B60R 19/24;
B60R 19/56; B60R 2019/007
See application file for complete search history.

(56) **References Cited**

U.S. PATENT DOCUMENTS

D291,680 S *	9/1987	Everts	D12/170
6,511,109 B1 *	1/2003	Schultz	B60R 19/18
			293/102
D542,196 S *	5/2007	Levy	D12/169
D560,145 S *	1/2008	Tant	D12/169
D567,157 S *	4/2008	Hutchins	D12/169
D590,753 S *	4/2009	Williams	D12/169
D592,571 S *	5/2009	Golden	D12/169

D592,572 S *	5/2009	Golden	D12/169
D594,391 S *	6/2009	Bhambra	D12/169
D600,606 S *	9/2009	Lamm	D12/169
D601,063 S *	9/2009	Lamm	D12/169
D603,308 S *	11/2009	Schiavone	D12/169
D614,099 S *	4/2010	Ectors	D12/169
D617,695 S *	6/2010	Lamm	D12/169
8,210,600 B1 *	7/2012	Verhee	B62D 35/005
			296/180.1
D664,903 S *	8/2012	Platto	D12/169
D677,199 S *	3/2013	Hamilton	D12/169
D677,201 S *	3/2013	Hamilton	D12/169
D678,142 S *	3/2013	Behmer	D12/169
D681,516 S *	5/2013	Jara	D12/169
D681,518 S *	5/2013	Platto	D12/169
D710,264 S *	8/2014	Watkins	D12/169
D744,916 S *	12/2015	Curic	D12/169
D749,470 S *	2/2016	Behmer	D12/169
D751,007 S *	3/2016	Curic	D12/169
D753,036 S *	4/2016	Curic	D12/169
D762,147 S *	7/2016	Messale	D12/169

(Continued)

Primary Examiner — Darlington Ly

(74) *Attorney, Agent, or Firm* — James Dottavio


(57) **CLAIM**

The ornamental design for a vehicle front lower bumper cover side trim, as shown.

DESCRIPTION

FIG. 1 is a top and front perspective view a left vehicle front lower bumper cover side trim, showing our new design; FIG. 2 is a bottom and front perspective view thereof; FIG. 3 is a top and rear perspective view thereof; FIG. 4 is a front elevational view thereof; FIG. 5 is a rear elevational view thereof; FIG. 6 is a left side elevational view thereof; FIG. 7 is a right side elevational view thereof; FIG. 8 is a top plan view thereof; and, FIG. 9 is a bottom plan view thereof.

1 Claim, 9 Drawing Sheets



(56)

References Cited

U.S. PATENT DOCUMENTS

D771,536	S	*	11/2016	Wolff	D12/169
D773,364	S	*	12/2016	Yoshimine	D12/190
D775,025	S	*	12/2016	Platto	D12/181
D775,026	S	*	12/2016	Platto	D12/181
D802,496	S	*	11/2017	Mainville	D12/169
D811,287	S	*	2/2018	Bucher	D12/169
D813,118	S	*	3/2018	Yates	D12/169
D813,746	S	*	3/2018	Behmer	D12/169
D813,747	S	*	3/2018	Behmer	D12/169
D813,750	S	*	3/2018	Bucher	D12/169
2009/0115221	A1	*	5/2009	Shinedling	B62D 35/005 296/180.5
2012/0292943	A1	*	11/2012	Danev	B62D 35/005 296/180.1
2015/0145280	A1	*	5/2015	Kabbes	B62D 35/005 296/180.1
2015/0175222	A1	*	6/2015	Reuvekamp	B62D 35/005 296/180.1
2015/0210324	A1	*	7/2015	Kojima	B62D 35/005 296/180.1

* cited by examiner




Figure 1

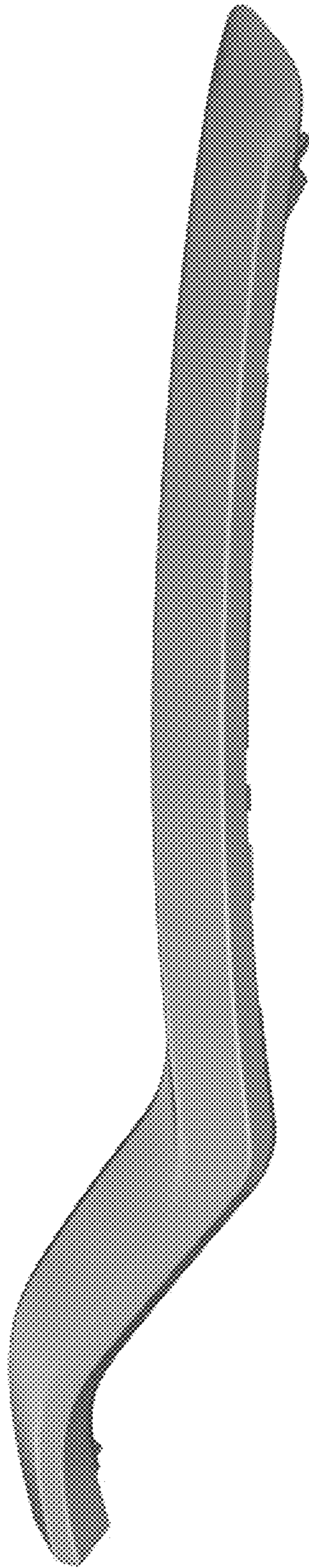


Figure 2




Figure 3




Figure 4




Figure 5




Figure 6




Figure 7

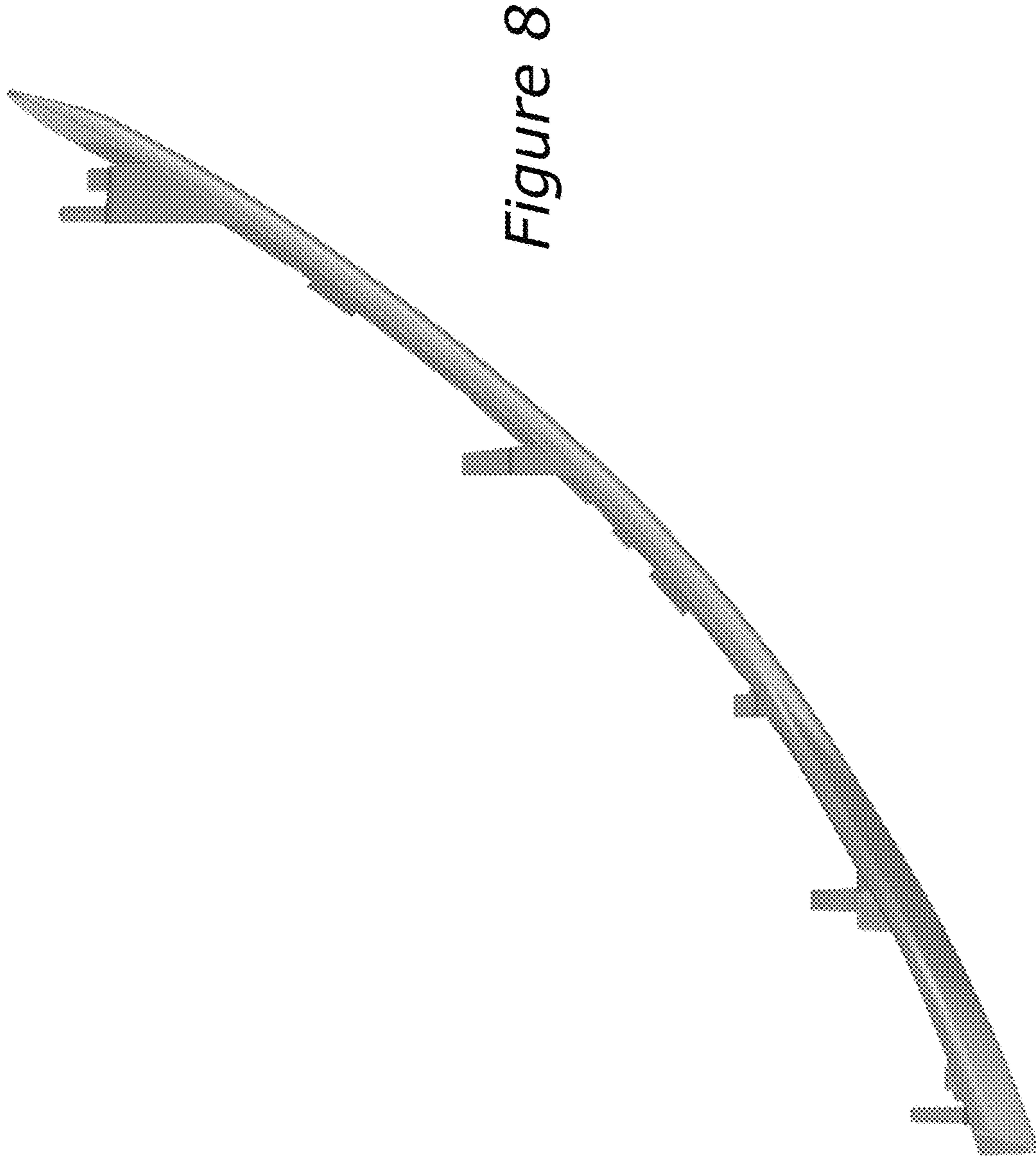


Figure 8

Figure 9

