



US00D826793S

(12) **United States Design Patent**
Smart

(10) **Patent No.:** **US D826,793 S**
(45) **Date of Patent:** **** Aug. 28, 2018**

(54) **FIELD STRETCHER**

DESCRIPTION

- (71) Applicant: **TSG ASSOCIATES, LLP**, Halifax (GB)
- (72) Inventor: **Colin John Smart**, Halifax (GB)
- (73) Assignee: **TSG ASSOCIATES, LLP**, Halifax (GB)
- (**) Term: **15 Years**
- (21) Appl. No.: **29/575,096**
- (22) Filed: **Aug. 22, 2016**
- (51) **LOC (11) Cl.** **24-02**
- (52) **U.S. Cl.**
USPC **D12/128**
- (58) **Field of Classification Search**
USPC **D12/128-133**
(Continued)

(56) **References Cited**

U.S. PATENT DOCUMENTS

- 919,159 A 4/1909 Goddard
 - 2,899,692 A 8/1959 Finken
- (Continued)

FOREIGN PATENT DOCUMENTS

- DE 102010050450 4/2012
- WO 8607253 A1 12/1986

OTHER PUBLICATIONS

European Union Intellectual Property Office, "Certificate of Registration", Feb. 22, 2016. 13 pages.

Primary Examiner — Charles D Hanson
(74) *Attorney, Agent, or Firm* — Christopher J. Knors;
Moore & Van Allen PLLC

(57) **CLAIM**


I claim the ornamental design for a field stretcher, as shown and described.

FIG. 1 is a side perspective view of a field stretcher embodiment showing our new design;
 FIG. 2 is a top elevation view of the field stretcher embodiment thereof;
 FIG. 3 is a bottom elevation view of the field stretcher embodiment thereof;
 FIG. 4 is a side elevation view of the field stretcher embodiment thereof, the opposite side view being the same;
 FIG. 5 is a bottom edge elevation view of the field stretcher embodiment thereof;
 FIG. 6 is a top edge elevation view of the field stretcher embodiment thereof;
 FIG. 7 is a top perspective view of the field stretcher embodiment of FIG. 1;
 FIG. 8 is a side perspective view of a field stretcher embodiment showing our new design;
 FIG. 9 is a top elevation view of the field stretcher embodiment thereof;
 FIG. 10 is a bottom elevation view of the field stretcher embodiment thereof;
 FIG. 11 is a side elevation view of the field stretcher embodiment thereof, the opposite side view being the same;
 FIG. 12 is a bottom edge elevation view of the field stretcher embodiment thereof;
 FIG. 13 is a top edge elevation view of the field stretcher embodiment thereof; and,
 FIG. 14 is a top perspective view of the field stretcher embodiment of FIG. 1.

Broken lines or dotted sections in any of the foregoing Figures are for illustrative purposes only and form no part of the claimed design.

The front and back elevation views of the design may appear dissimilar in length due to the material used in its construction that has a naturally tendency to bunch or gather at one end in different amounts when laid flat on its opposite sides. The front and back elevation views of the design may appear dissimilar in width due to the material of the field stretcher and an arbitrary distance shown between the edges of the field stretcher along its length in the top elevation view when

(Continued)



laid flat and that of an arbitrary distance shown between the edges of the field stretcher along its length in the bottom elevation view.

1 Claim, 10 Drawing Sheets

(58) **Field of Classification Search**

CPC . A61G 1/04; A61G 1/00; A61G 1/044; A61G 1/048; A61G 1/0212; A61G 1/003; A61G 1/0237; A61G 1/0231; A61G 1/0262; A61G 1/052; A61G 1/0562; A61G 1/0567; A61G 7/0504; A61G 7/103; A61G 7/1046; A61G 13/105

See application file for complete search history.

(56) **References Cited**

U.S. PATENT DOCUMENTS

3,601,824	A	8/1971	Bradford	
4,064,574	A	12/1977	Schnitzler	
4,442,557	A	4/1984	Clemens	
4,723,327	A	2/1988	Smith	
4,742,588	A	5/1988	James	
D306,148	S	2/1990	Dannals et al.	
4,922,562	A	5/1990	Allred et al.	
D329,216	S	9/1992	Beeley et al.	
D332,930	S	2/1993	Clark et al.	
5,189,746	A	3/1993	Horie	
5,190,056	A	3/1993	Hull et al.	
D346,346	S	4/1994	Johnson et al.	
5,317,770	A	6/1994	Sakurai	
5,333,335	A	8/1994	Gastle et al.	
5,386,604	A	2/1995	Ricketts	
5,398,358	A	3/1995	Mercke et al.	
5,442,821	A	8/1995	Weeks	
D372,003	S *	7/1996	Gregson	D12/133
5,539,945	A	7/1996	Rosenberg et al.	
5,598,592	A	2/1997	Castellani	
5,729,850	A	3/1998	Eskeli	
D394,929	S	6/1998	Ahumada	

5,787,529	A	8/1998	Landes	
5,839,137	A	11/1998	Butler et al.	
5,978,989	A	11/1999	Chavez	
D421,413	S *	3/2000	Calkin	D12/128
6,427,271	B1	8/2002	Gadzia et al.	
6,440,160	B1	8/2002	Cordani et al.	
6,477,728	B1	11/2002	Faz	
6,634,044	B1	10/2003	Wright	
D486,287	S	2/2004	Liljedahl et al.	
D488,107	S	4/2004	Saunier	
6,823,542	B2	11/2004	Berge	
6,871,368	B2	3/2005	Calkin	
D506,710	S	6/2005	Hurtado	
7,043,785	B2	5/2006	Dimentmen	
7,467,419	B2	12/2008	O'Neal et al.	
D589,849	S *	4/2009	Powell	D12/128
D617,691	S *	6/2010	Smart	D12/128
7,865,986	B2	1/2011	Smart	
8,065,765	B2	11/2011	Rincon	
8,286,284	B2	10/2012	Fee et al.	
8,528,137	B2	9/2013	Johnson et al.	
D699,158	S *	2/2014	Calkin	D12/128
8,793,827	B1	8/2014	Smart et al.	
D712,796	S *	9/2014	Calkin	D12/128
D719,881	S *	12/2014	Smart	D12/128
D732,438	S *	6/2015	Smart	D12/128
D781,187	S *	3/2017	Calkin	D12/128
2003/0000017	A1	1/2003	Byerrum	
2003/0106155	A1	6/2003	Arai	
2004/0088794	A1	5/2004	Calkin	
2004/0162137	A1	8/2004	Eliott	
2004/0226095	A1	11/2004	Lohse et al.	
2006/0016213	A1	1/2006	Al Rashidi	
2006/0137097	A1	6/2006	Frost	
2006/0162137	A1	7/2006	Hjort	
2007/0136950	A1	6/2007	Zuercher	
2007/0163047	A1	7/2007	Noonchester	
2007/0199148	A1	8/2007	Ricketts	
2008/0184488	A1	8/2008	Fee et al.	
2009/0038076	A1	2/2009	Giduck	
2009/0288255	A1	11/2009	Sakurai et al.	
2010/0005593	A1	1/2010	Bowling et al.	
2013/0227791	A1	9/2013	Kostron et al.	
2013/0276235	A1	10/2013	Kenalty et al.	

* cited by examiner



FIG. 1




FIG. 2



FIG. 3




FIG. 4




FIG. 5




FIG. 6



FIG. 7

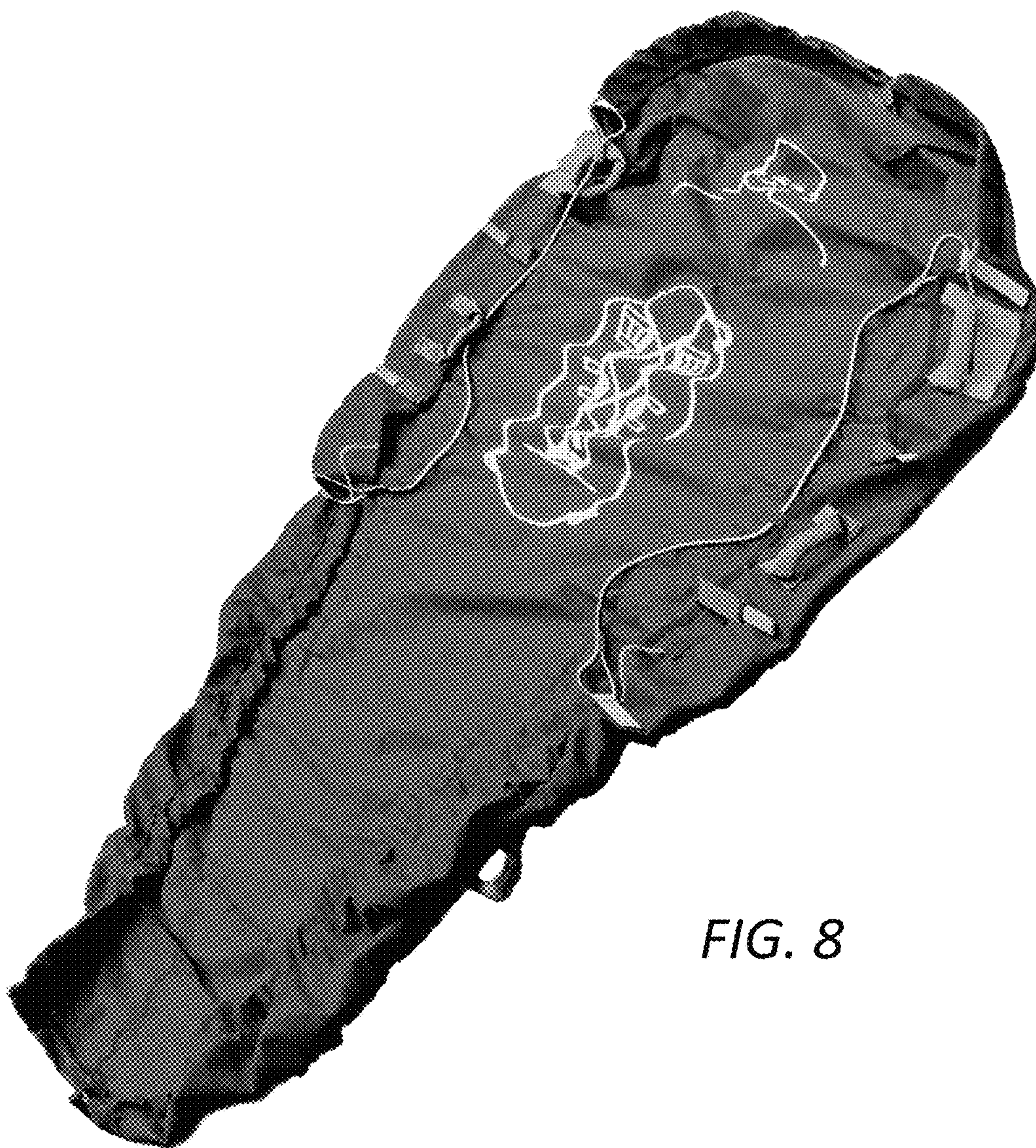


FIG. 8

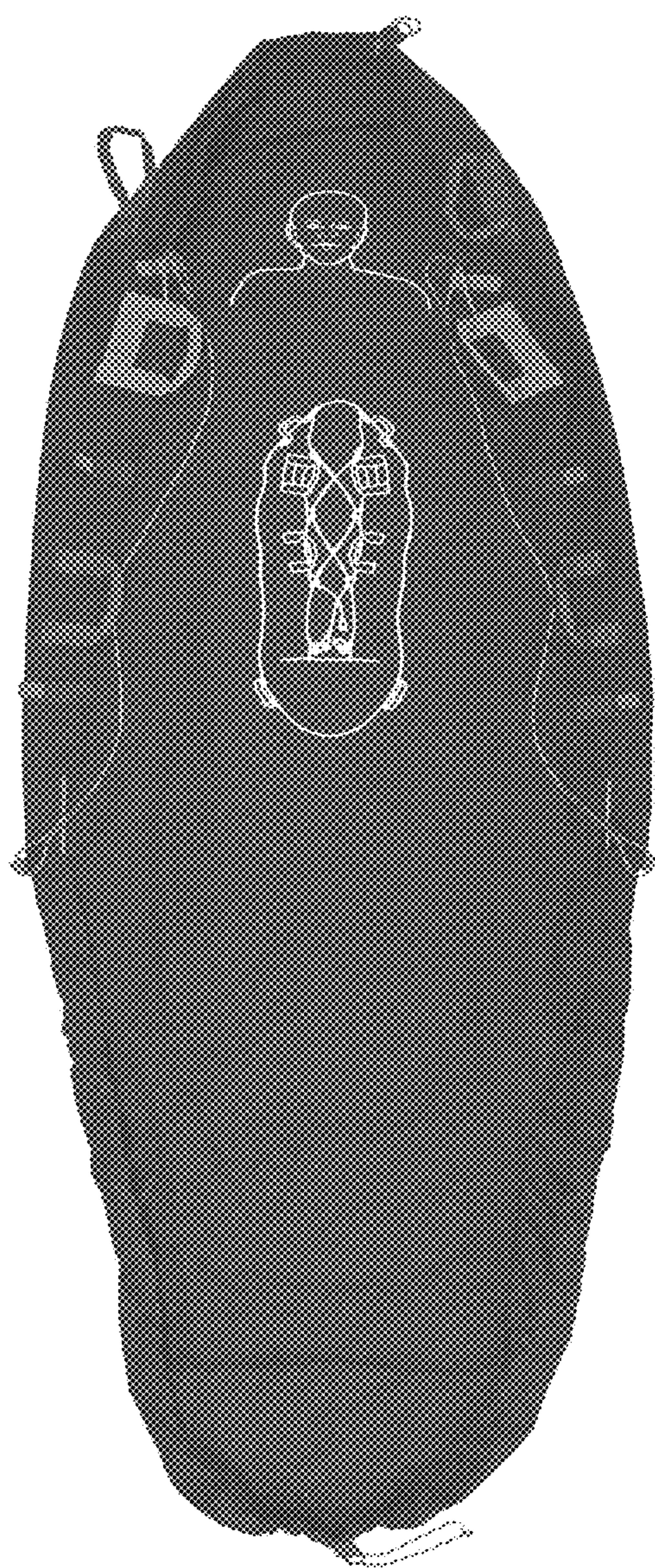


FIG. 9



FIG. 10




FIG. 11




FIG. 12




FIG. 13



FIG. 14