



US00D826789S

(12) **United States Design Patent** (10) **Patent No.:** **US D826,789 S**
Sears, Jr. (45) **Date of Patent:** **** Aug. 28, 2018**

(54) **MOTORCYCLE BODY**
(71) Applicant: **Roy Leon Sears, Jr.**, Duncanville, TX (US)
(72) Inventor: **Roy Leon Sears, Jr.**, Duncanville, TX (US)
(**) Term: **15 Years**
(21) Appl. No.: **29/600,406**
(22) Filed: **Apr. 12, 2017**
(51) **LOC (11) Cl.** **12-11**
(52) **U.S. Cl.**
USPC **D12/126**
(58) **Field of Classification Search**
USPC D12/110, 114, 126, 182, 184, 186
CPC ... B62J 17/00; B62J 17/02; B62J 17/04; B62J 23/00; B62K 11/00; B62K 11/02; B62K 11/04
See application file for complete search history.

(56) **References Cited**

U.S. PATENT DOCUMENTS

5,109,942	A	*	5/1992	Akimori	B62J 17/06
						180/219
D522,415	S	*	6/2006	Tanaka	D12/126
D639,218	S	*	6/2011	Katagiri	D12/186
D649,915	S	*	12/2011	Aiello	D12/110
D655,649	S	*	3/2012	Kudo	D12/126
D660,200	S	*	5/2012	Fitzpatrick	D12/110
D660,203	S	*	5/2012	Yamazaki	D12/126
D674,323	S	*	1/2013	Tokumura	D12/126
D684,506	S	*	6/2013	Kobayashi	D12/126
D689,411	S	*	9/2013	Tsukui	D12/126
D690,625	S	*	10/2013	Futamata	D12/126
D690,627	S	*	10/2013	Tsukui	D12/126
D693,289	S	*	11/2013	Fountain	D12/408
D694,157	S	*	11/2013	Katagiri	D12/126

D695,157	S	*	12/2013	Tsukui	D12/126
D711,290	S	*	8/2014	Akita	D12/114
D711,291	S	*	8/2014	Futamata	D12/114
D712,314	S	*	9/2014	Katagiri	D12/114
D712,794	S	*	9/2014	Katagiri	D12/114
D715,697	S	*	10/2014	Futamata	D12/114
D772,110	S	*	11/2016	Petersson	D12/114
D774,988	S	*	12/2016	Fujitake	D12/126
D776,017	S	*	1/2017	Takigawa	D12/114
D782,369	S	*	3/2017	Fujimoto	D12/114
D786,141	S	*	5/2017	Tachibana	D12/114
D795,750	S	*	8/2017	Futamata	D12/114
D798,196	S	*	9/2017	Futamata	D12/114
D798,772	S	*	10/2017	Fujimoto	D12/114
D798,774	S	*	10/2017	Janyapanich	D12/114
D799,382	S	*	10/2017	Janyapanich	D12/114
D803,105	S	*	11/2017	Tsuji	D12/126
D803,107	S	*	11/2017	Petersson	D12/126

(Continued)

Primary Examiner — Darlington Ly
(74) *Attorney, Agent, or Firm* — Andrew Morabito

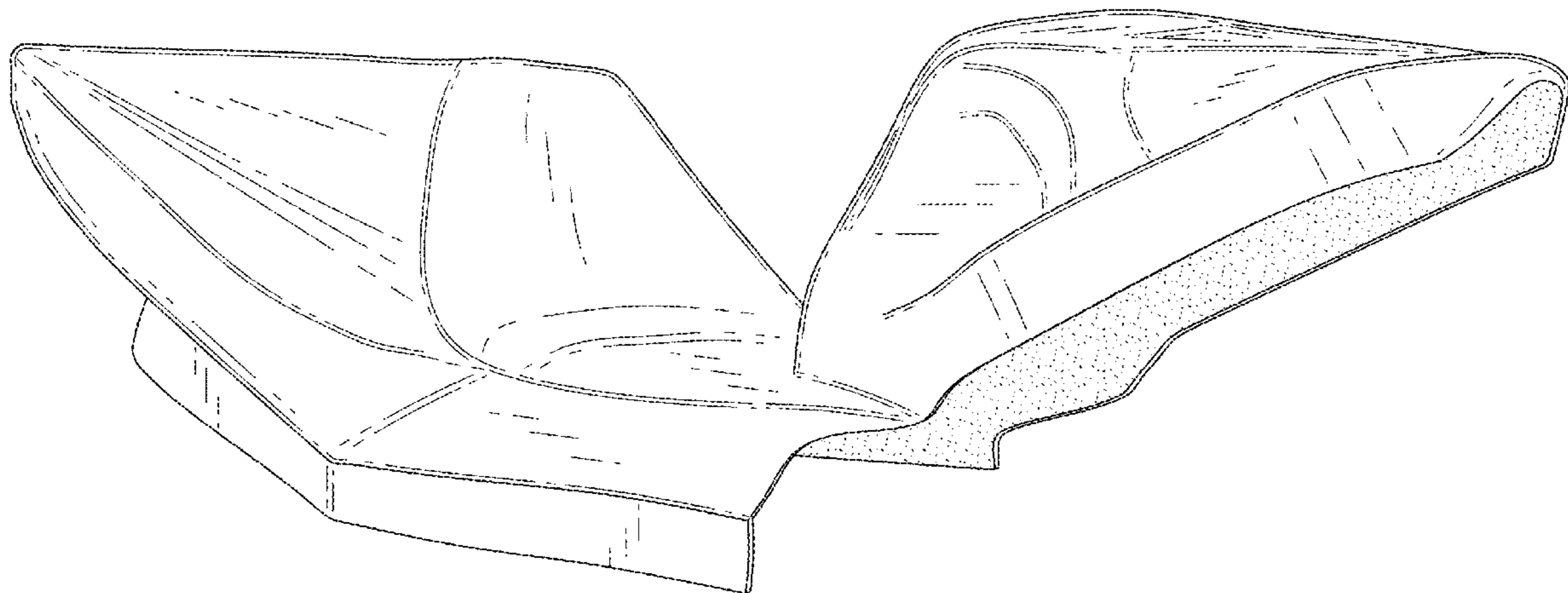
(57) **CLAIM**

The ornamental design for a motorcycle body, as shown and described.

DESCRIPTION

FIG. 1 is a top, front, and right side perspective view of a motorcycle body showing my new design; FIG. 2 is a left side elevation view thereof; FIG. 3 is a top plan view thereof; FIG. 4 is a front elevation view thereof; FIG. 5 is a rear elevation view thereof; and, FIG. 6 is a left side elevation view thereof when installed on an exemplary motorcycle. The broken line showing of the motorcycle engine, motorcycle frame, and other elements of the motorcycle are for the purposes of illustrating environmental structures and do not form part of the claimed design.

1 Claim, 5 Drawing Sheets



(56)

References Cited

U.S. PATENT DOCUMENTS

2016/0176464 A1* 6/2016 Ishikawa B62J 23/00
280/291

* cited by examiner

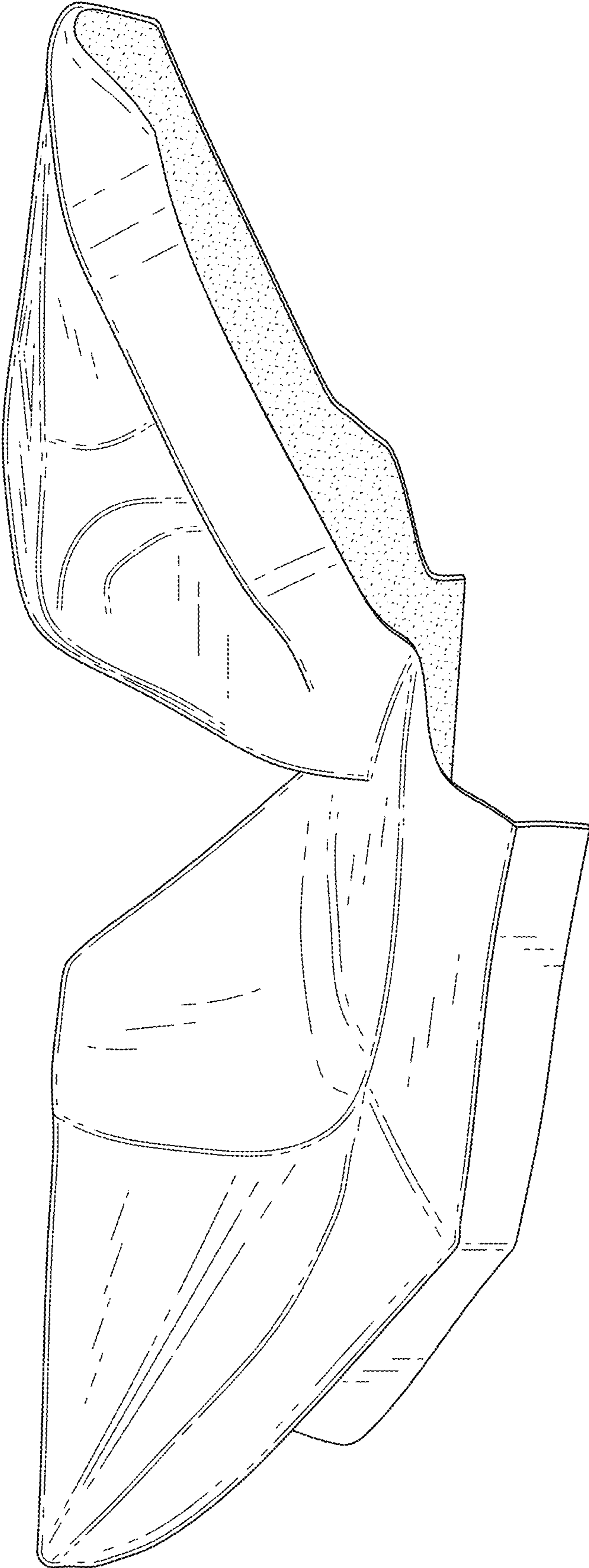


FIG. 1

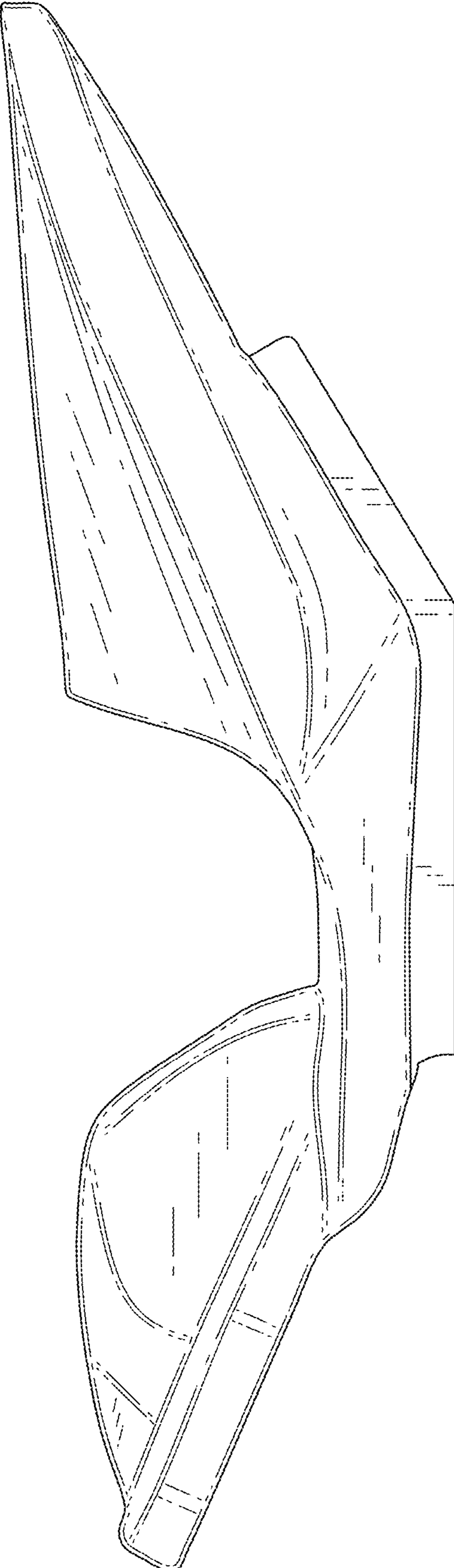


FIG. 2

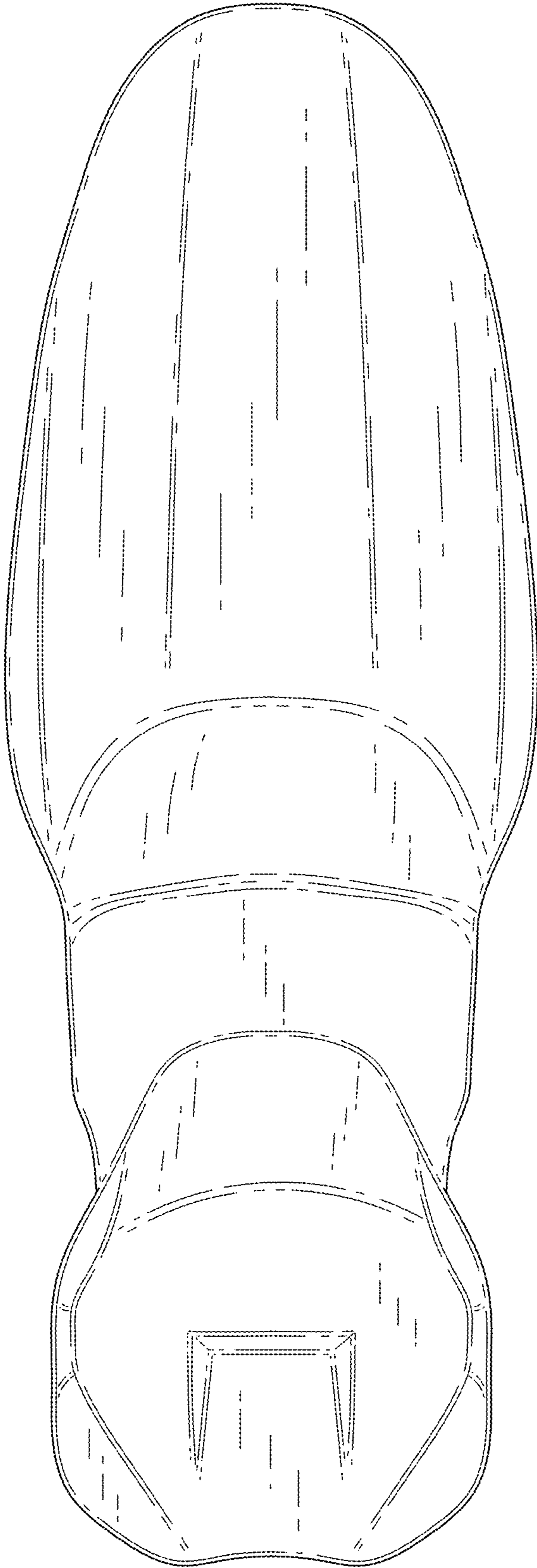


FIG. 3

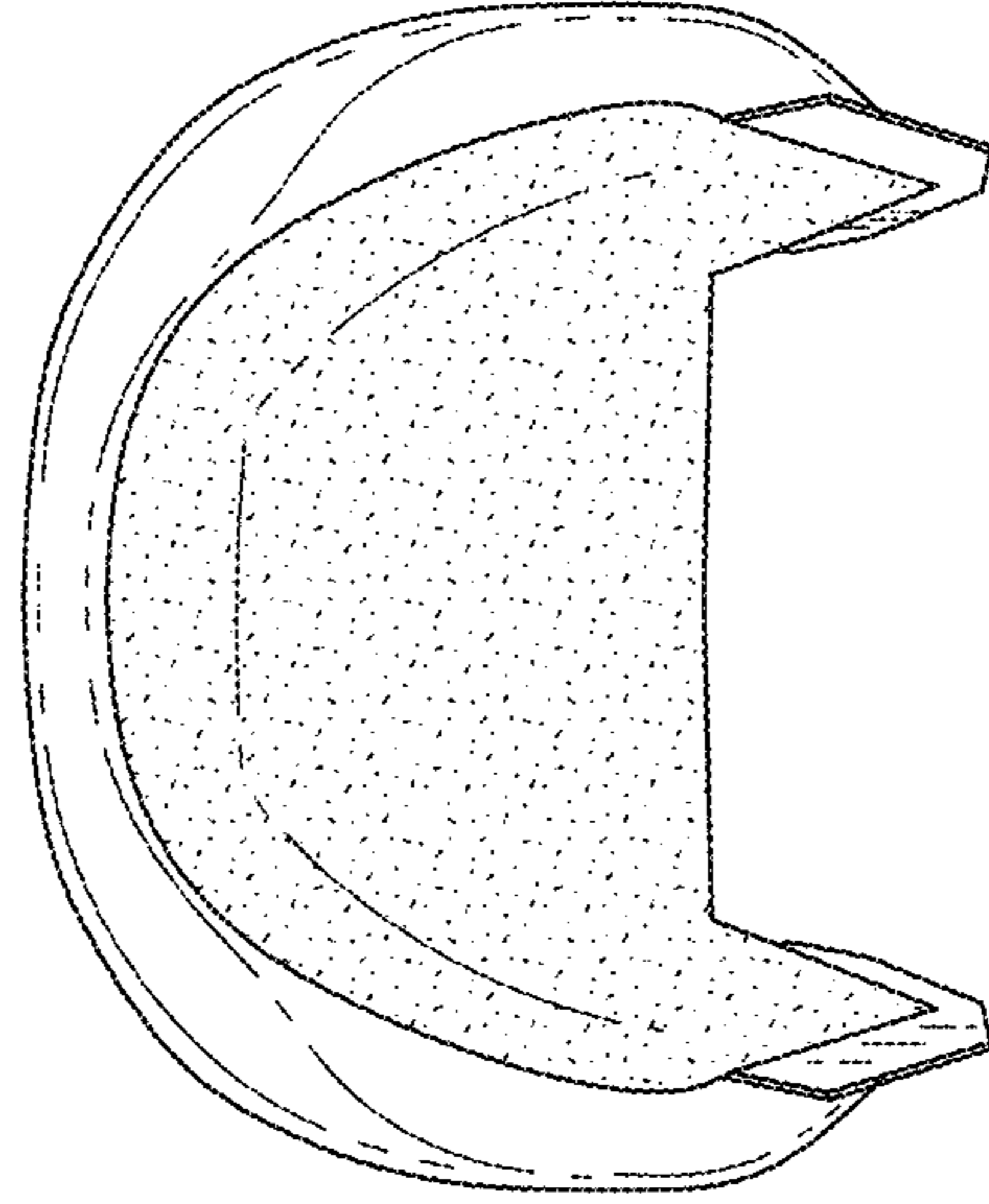


FIG. 5

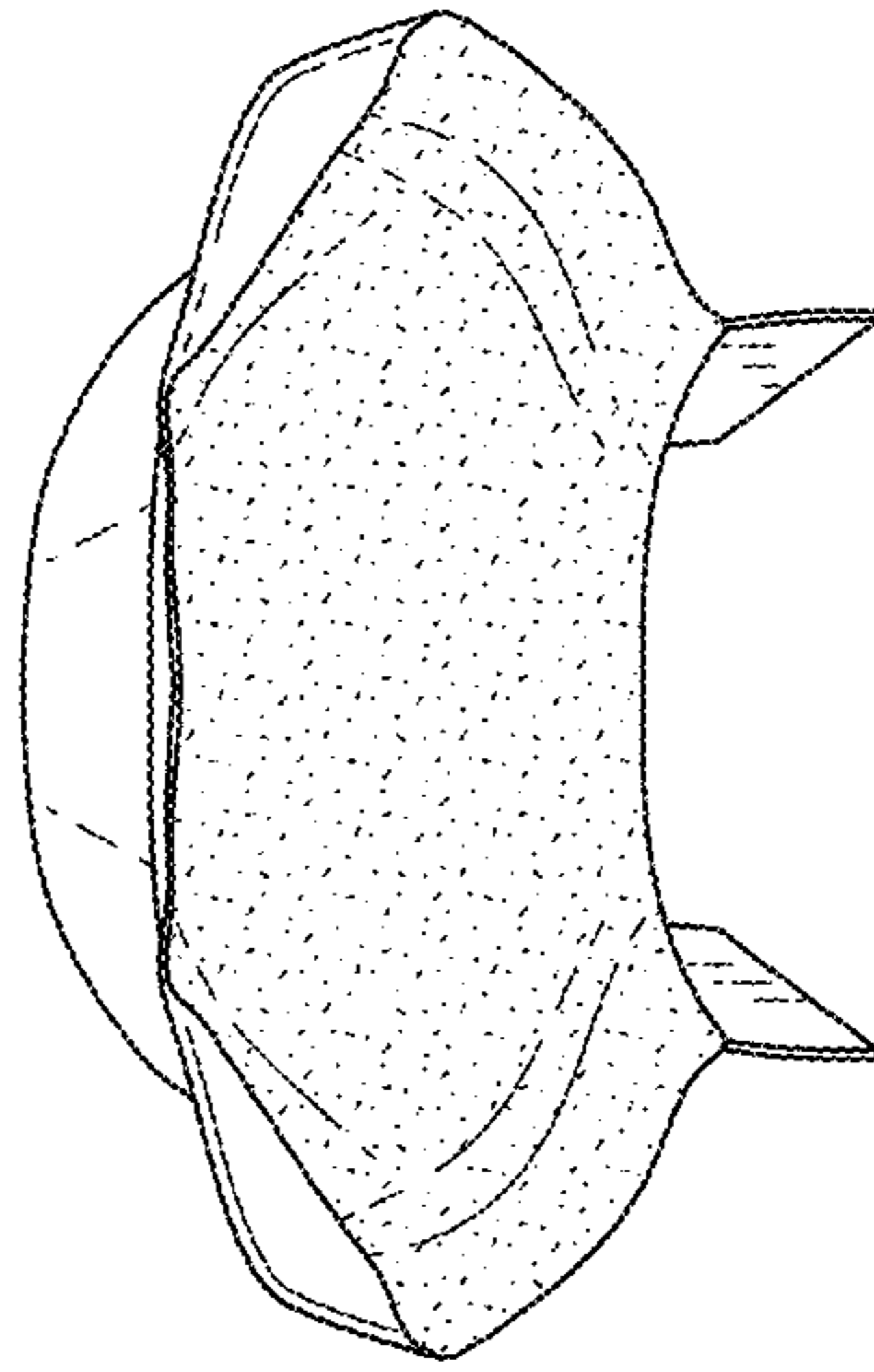


FIG. 4

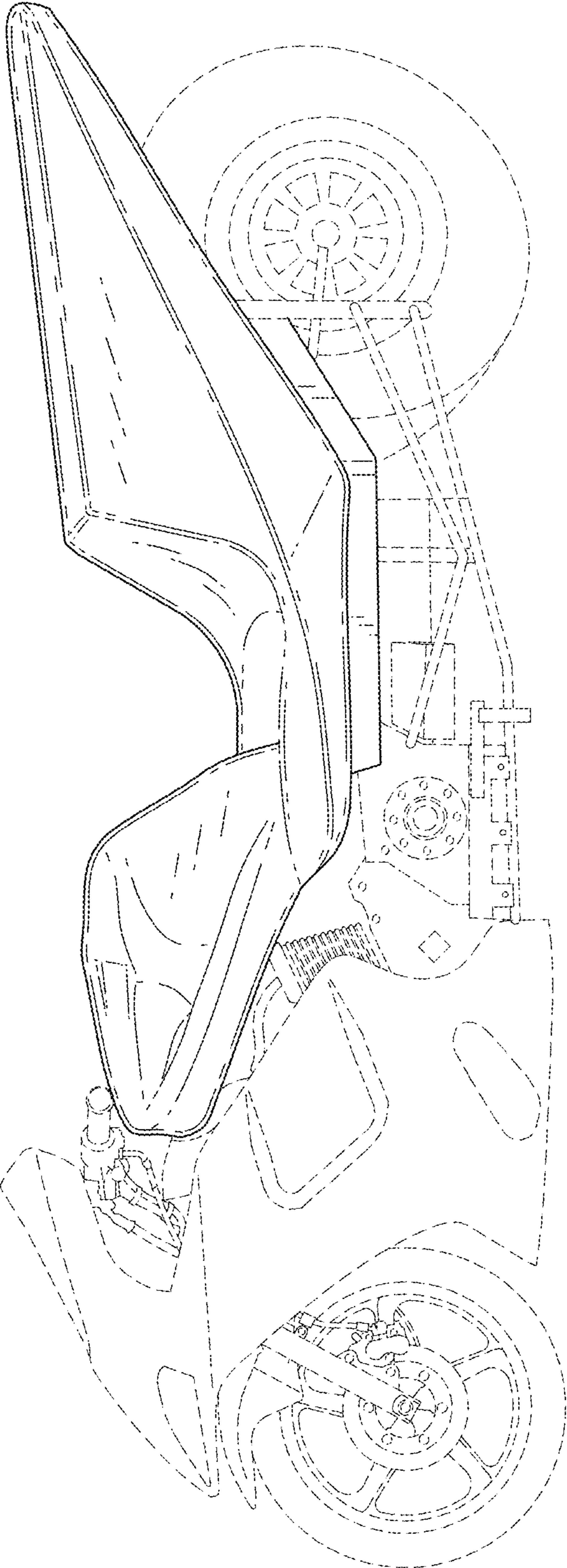


FIG. 6