



US00D826772S

(12) **United States Design Patent** (10) **Patent No.:** **US D826,772 S**
Yuson (45) **Date of Patent:** **** Aug. 28, 2018**

(54) **HANDBAG CLASP**

(56) **References Cited**

(71) Applicant: **Cartier International AG**, Steinhausen (CH)

U.S. PATENT DOCUMENTS

(72) Inventor: **Marlin Yuson**, Paris (FR)

| | | | | |
|--------------|---------|---------|-------|---------|
| D36,582 S * | 10/1903 | Welch | | D11/52 |
| D39,259 S * | 4/1908 | Kollmar | | D11/224 |
| D126,078 S * | 3/1941 | Lytell | | D11/52 |
| D140,164 S * | 1/1945 | Drell | | D11/224 |
| D171,459 S * | 2/1954 | Petter | | D11/44 |
| D379,867 S * | 6/1997 | Miho | | D11/52 |
| D474,126 S * | 5/2003 | Jordan | | D11/49 |
| D476,255 S * | 6/2003 | Jordan | | D11/52 |
| D593,449 S * | 6/2009 | Bulgari | | D11/200 |
| D671,857 S * | 12/2012 | Rabassa | | D10/126 |

(73) Assignee: **Cartier International AG**, Steinhausen (CH)

(**) Term: **15 Years**

* cited by examiner

(21) Appl. No.: **29/602,139**

Primary Examiner — Ralf Seifert

(22) Filed: **Apr. 28, 2017**

(74) *Attorney, Agent, or Firm* — Taft Stettinius & Hollister LLP

(30) **Foreign Application Priority Data**

Nov. 2, 2016 (WO) 1254401

(51) **LOC (11) Cl.** **02-07**

(52) **U.S. Cl.**
USPC **D11/201**

(57) **CLAIM**

The ornamental design of a handbag clasp, as shown and described.

(58) **Field of Classification Search**

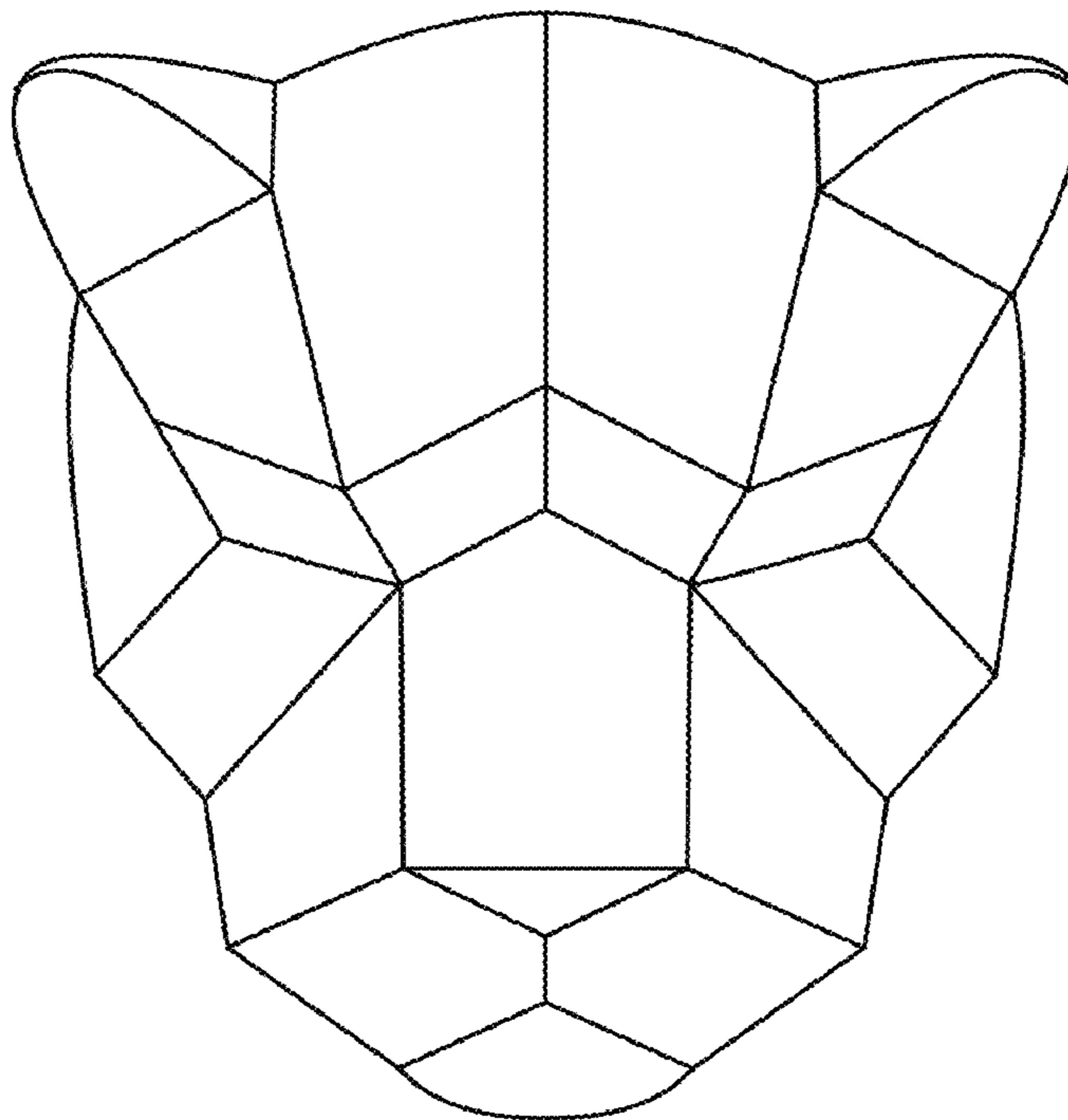
USPC D11/1-2, 200-201, 206-210, 214-218, D11/52, 81-82, 211, 223, 224, 232-233, D11/238-239; 24/163 R, 169-171, 173, 24/177-179, 191, 194-195, 197, 200, 24/614-616, 625, 198, 578.11, 578.1, 24/163 K, 114; D2/853, 624
CPC A44B 11/26; A44B 11/25; A44B 11/06; A44B 11/04; A44B 11/01; A44B 11/001; A44B 11/10

DESCRIPTION

FIG. 1 is a front plan view of a handbag clasp showing my new design;
FIG. 2 is a back plan view thereof;
FIG. 3 is a top elevational view thereof;
FIG. 4 is a bottom elevational view thereof;
FIG. 5 is a right side elevational view thereof;
FIG. 6 is a left side elevational view thereof; and,
FIG. 7 is a front, right side perspective view thereof.

See application file for complete search history.

1 Claim, 2 Drawing Sheets



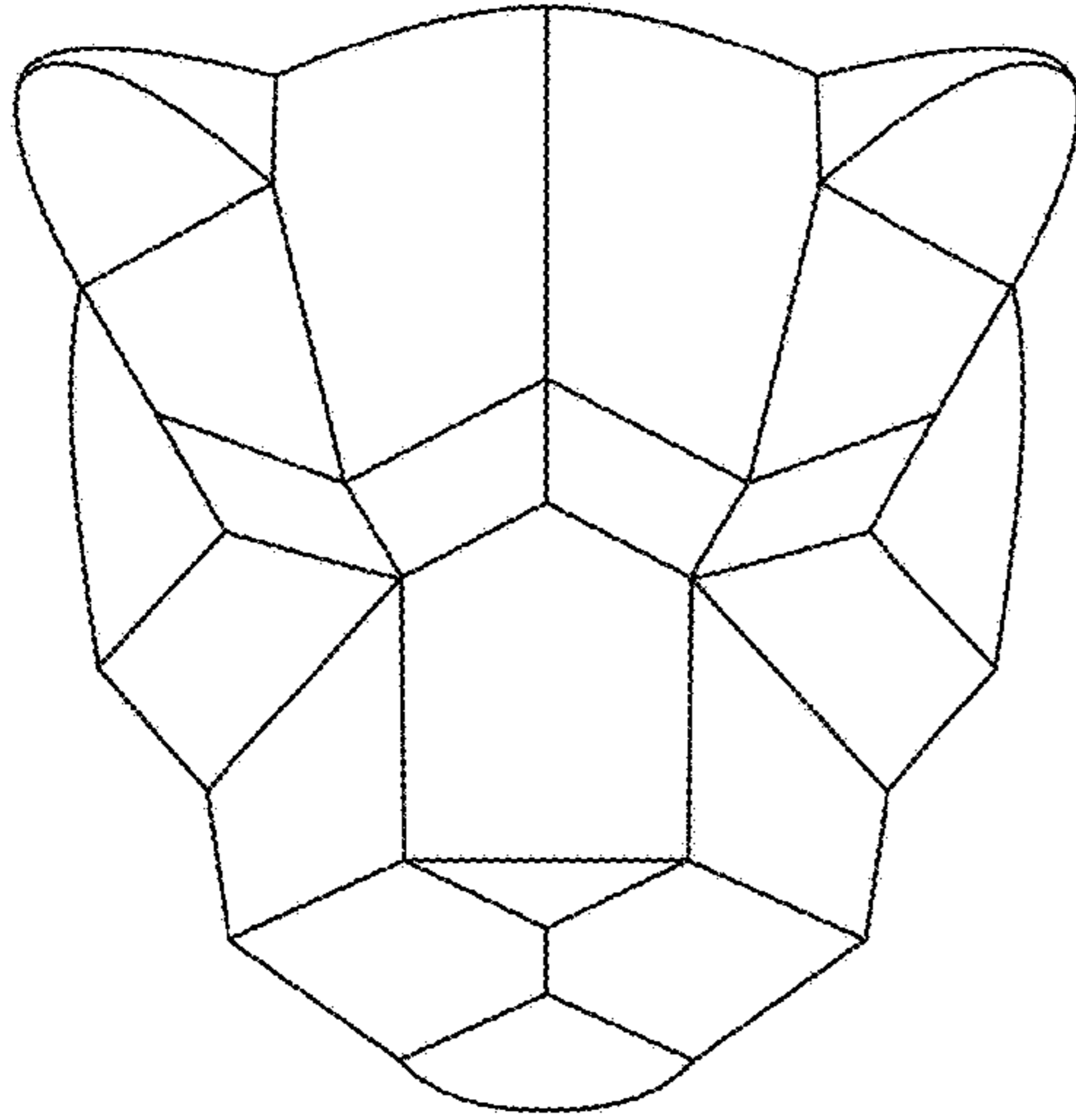


Fig. 1




Fig. 2




Fig. 3



Fig. 4



Fig. 5



Fig. 6

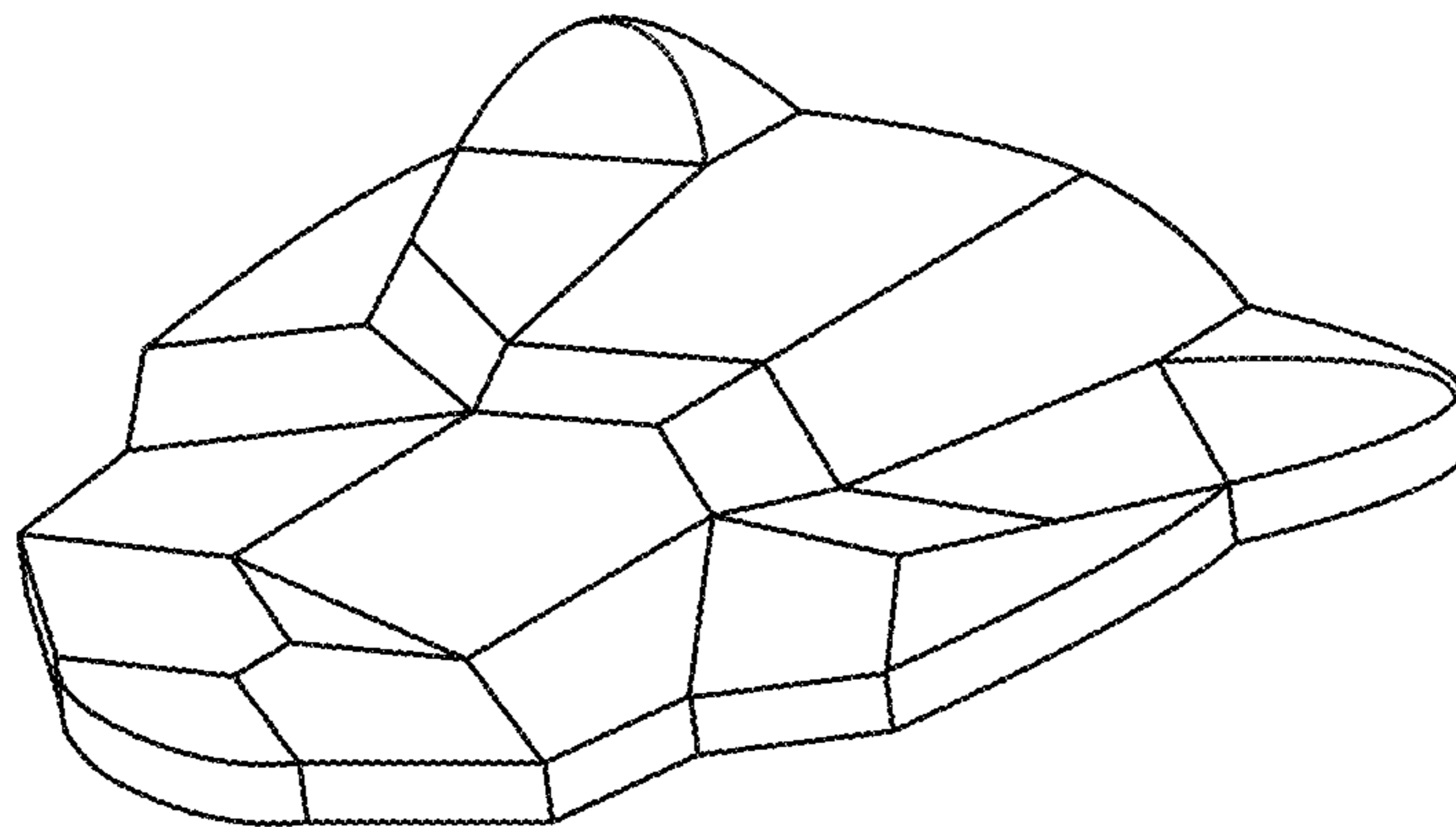


Fig. 7