



US00D826768S

(12) **United States Design Patent** (10) **Patent No.:** **US D826,768 S**  
**Wilson** (45) **Date of Patent:** **\*\* \*Aug. 28, 2018**

(54) **FOAM PLANT SUPPORT**

(71) Applicant: **Ricardo Wilson**, Lathrup Village, MI (US)

(72) Inventor: **Ricardo Wilson**, Lathrup Village, MI (US)

(\* ) Notice: This patent is subject to a terminal disclaimer.

(\*\*) Term: **15 Years**

(21) Appl. No.: **29/590,611**

(22) Filed: **Jan. 11, 2017**

(51) **LOC (11) Cl.** ..... **11-02**

(52) **U.S. Cl.**  
USPC ..... **D11/143**

(58) **Field of Classification Search**  
USPC ..... D6/403-405, 556-558, 677;  
D11/143-156, 164

CPC ... A01G 5/00; A01G 5/04; A01G 9/00; A01G 9/02; A01G 9/10; A01G 9/102; A01G 13/00; A01G 13/0281; A01G 17/12; A01G 27/005; A01G 27/006; A01G 27/02; A01G 2031/003; A01G 2031/007; A47G 7/07

See application file for complete search history.

(56) **References Cited**

U.S. PATENT DOCUMENTS

- 571,708 A \* 11/1896 Thompson ..... B65D 47/247  
137/845
- 2,307,286 A \* 1/1943 Matignon ..... A01G 5/04  
106/230
- 3,163,318 A \* 12/1964 Frank ..... B65D 83/40  
220/780
- 3,188,771 A 6/1965 Ballai
- 3,480,182 A \* 11/1969 Rigor ..... B65D 83/049  
141/321
- D217,732 S \* 6/1970 Chlystun ..... D7/391

- D231,416 S \* 4/1974 Goldring ..... D11/152
- 3,868,787 A 3/1975 Wong, Jr.
- 3,961,445 A \* 6/1976 Rack ..... A01G 9/102  
264/321
- 4,068,761 A \* 1/1978 McCarthy ..... A47G 7/045  
211/134
- 4,143,105 A 3/1979 Hentschel
- 4,165,835 A \* 8/1979 Darling ..... A61L 9/12  
239/45
- 4,218,415 A 8/1980 Biscaro  
(Continued)

*Primary Examiner* — Elizabeth Albert  
(74) *Attorney, Agent, or Firm* — Mitchell Law PLLC;  
Matthew W. Mitchell

(57) **CLAIM**

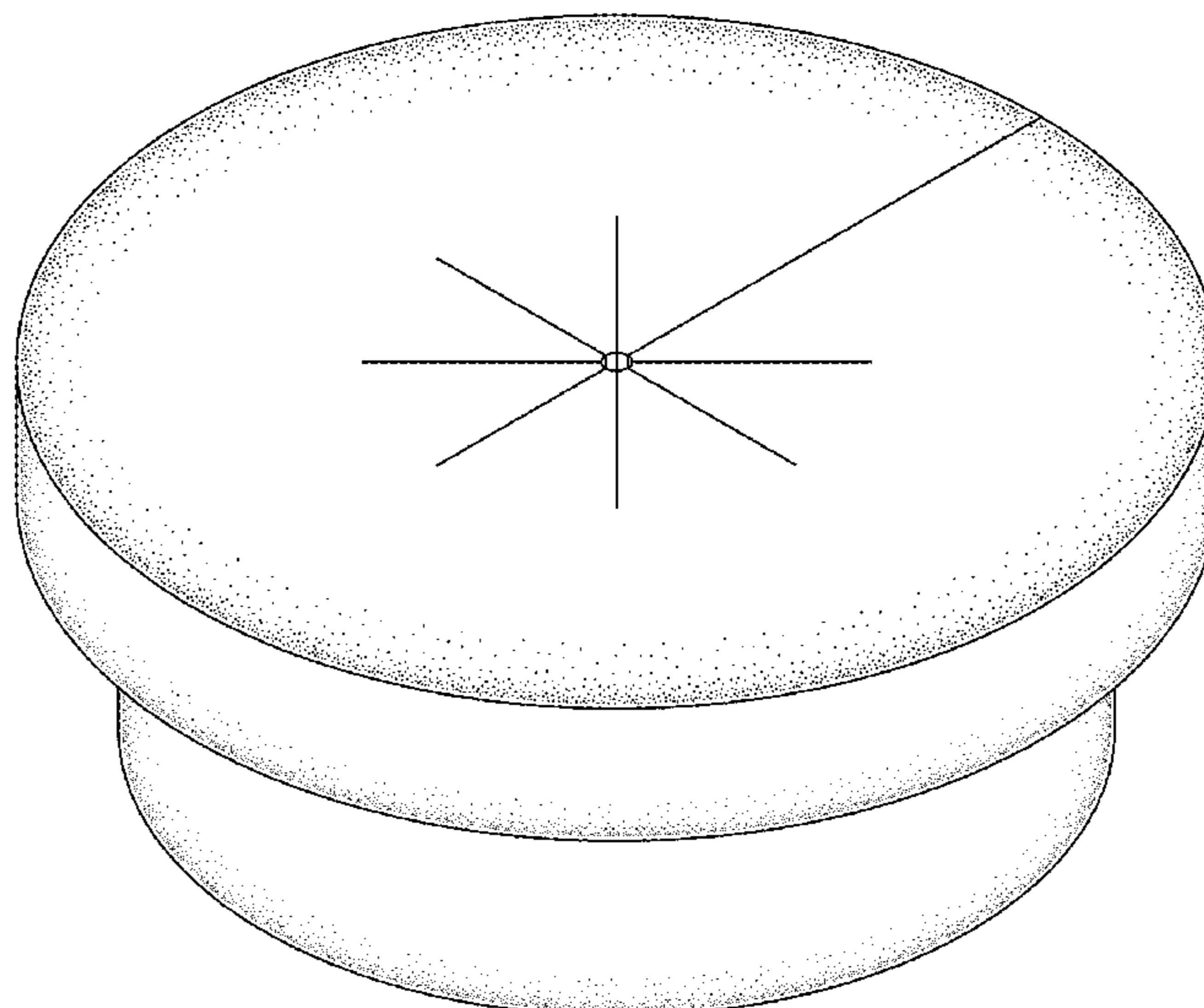
The ornamental design for a foam plant support, as shown and described.

**DESCRIPTION**

FIG. 1 is a front isometric view of the foam plant support showing my new design;  
 FIG. 2 is a front elevation view thereof;  
 FIG. 3 is a right side elevation view thereof;  
 FIG. 4 is a left side elevation view thereof;  
 FIG. 5 is a rear elevation view thereof;  
 FIG. 6 is a top plan view thereof;  
 FIG. 7 is a bottom plan view thereof;  
 FIG. 8 is a front isometric view of a second embodiment thereof;  
 FIG. 9 is a front elevation view thereof;  
 FIG. 10 is a right side elevation view thereof;  
 FIG. 11 is a left side elevation view thereof;  
 FIG. 12 is a rear elevation view thereof;  
 FIG. 13 is a top plan view thereof; and,  
 FIG. 14 is a bottom plan view thereof.

The stippling in FIGS. 1 to 7 represents foam surface texture and while shown intermittently is understood to be extend uniformly across the entire surface upon which it is applied.

**1 Claim, 10 Drawing Sheets**



# US D826,768 S

Page 2

(56)

## References Cited

### U.S. PATENT DOCUMENTS

4,262,701	A *	4/1981	Beacom	.....	F16L 55/1683	138/89
5,171,390	A *	12/1992	Travers	.....	A01G 9/02	156/212
D341,779	S *	11/1993	Lewis	.....	D9/435	
D359,294	S *	6/1995	Szabo	.....	D15/138	
D359,295	S *	6/1995	Szabo	.....	D15/138	
D359,970	S *	7/1995	Szabo	.....	D15/138	
5,697,185	A *	12/1997	Kreidler	.....	A01G 5/04	47/39
D397,233	S *	8/1998	Bassford	.....	D10/104.1	
5,794,378	A *	8/1998	Beatrez	.....	A01G 13/0281	47/32
D430,455	S *	9/2000	Pickens	.....	D7/392.1	
D437,510	S *	2/2001	Romich	.....	D6/677	
D459,094	S *	6/2002	Stone	.....	D6/309	
D483,629	S *	12/2003	Markfelder	.....	D8/1	
D563,220	S *	3/2008	Krivoshein	.....	D9/439	
7,902,456	B2 *	3/2011	Witthoft	.....	H01B 11/1839	174/102 R
D661,784	S *	6/2012	Joss	.....	D23/260	
8,356,725	B2 *	1/2013	Kies	.....	A01G 9/02	220/212
D702,462	S *	4/2014	Roithner	.....	D6/677	
9,027,277	B2 *	5/2015	Castleberry	.....	A47G 7/06	47/41.01
9,247,692	B2 *	2/2016	Hatcher	.....	A01G 9/02	
D751,392	S *	3/2016	Wu	.....	D7/392.1	
2006/0112624	A1 *	6/2006	Bortman	.....	A47G 7/07	47/41.12
2012/0090236	A1	4/2012	Orr	.....		
2012/0159843	A1 *	6/2012	Whitcomb	.....	A01G 13/0281	47/21.1
2013/0270398	A1 *	10/2013	Radermacher	.....	A47G 7/07	248/27.8

\* cited by examiner

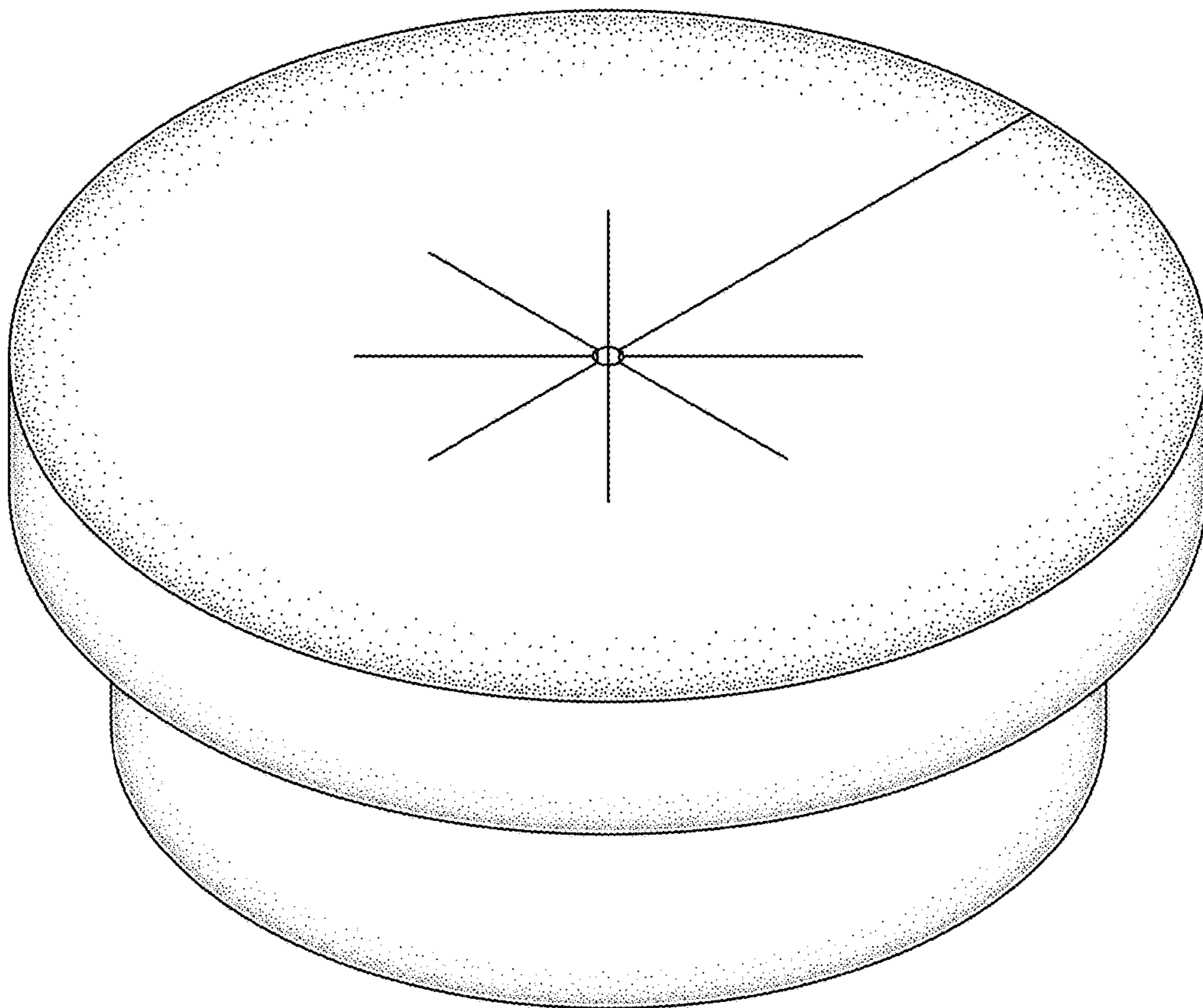


FIG. 1




FIG. 2




FIG. 3





FIG. 4




FIG. 5

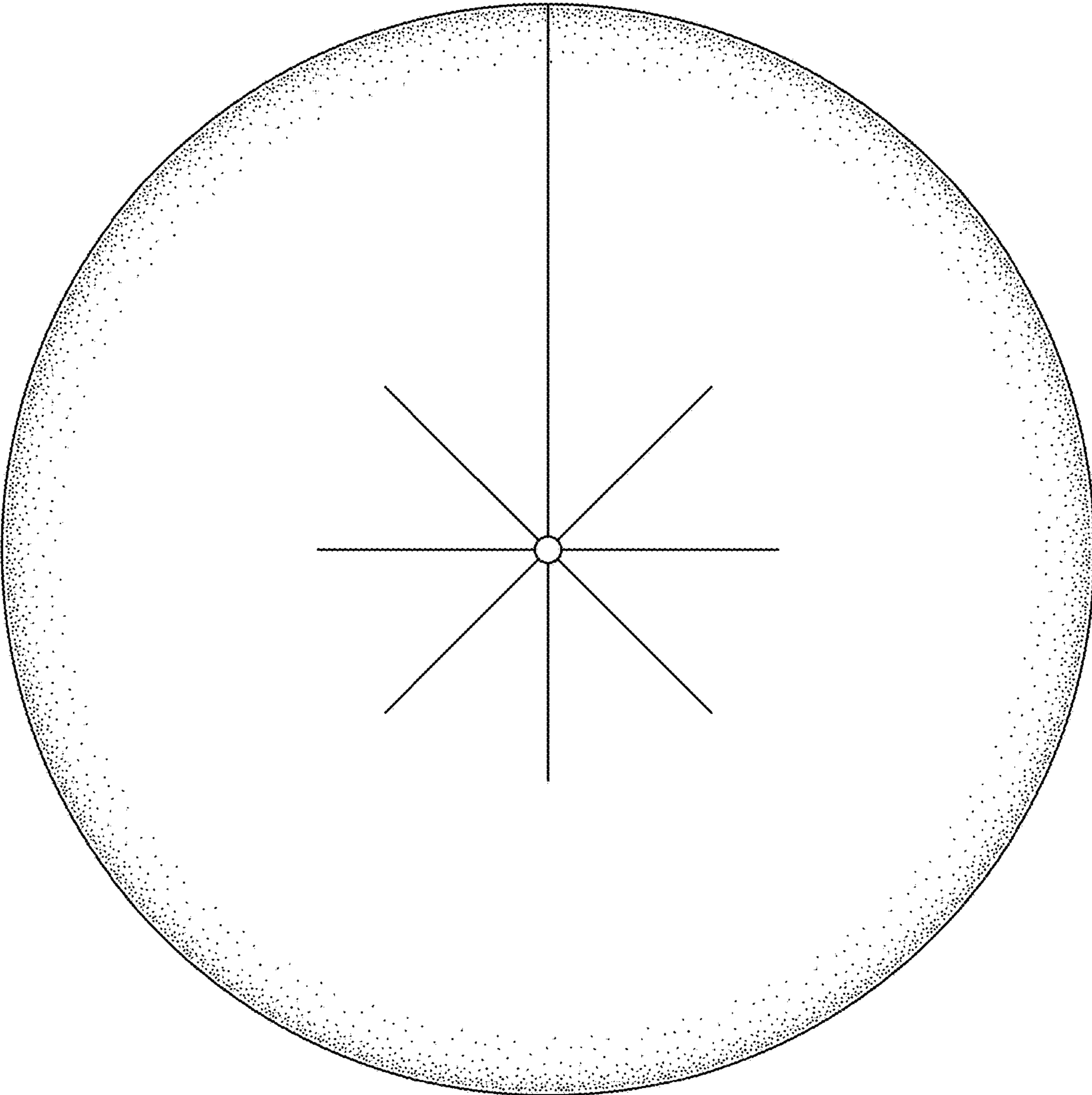


FIG. 6

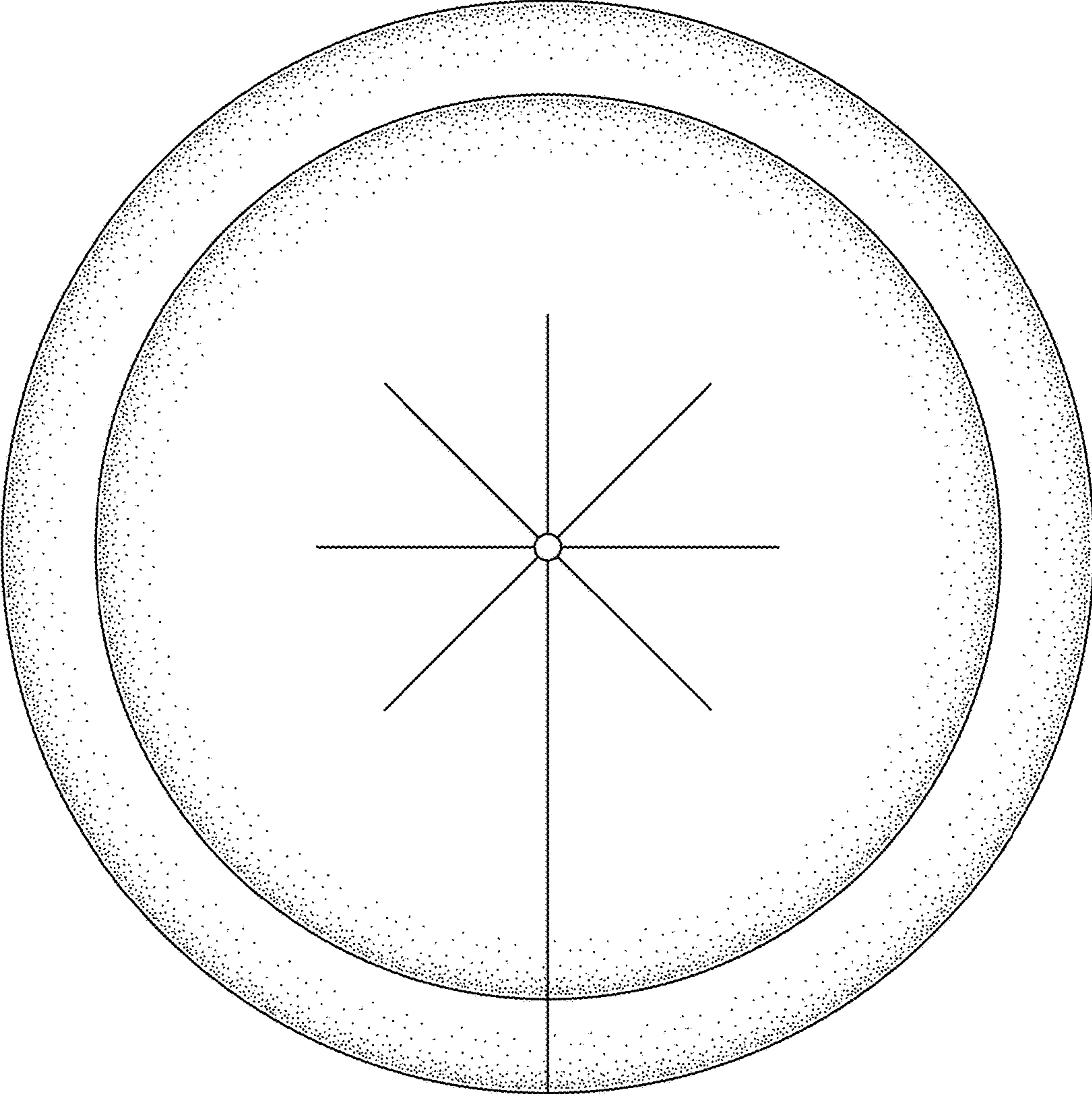


FIG. 7

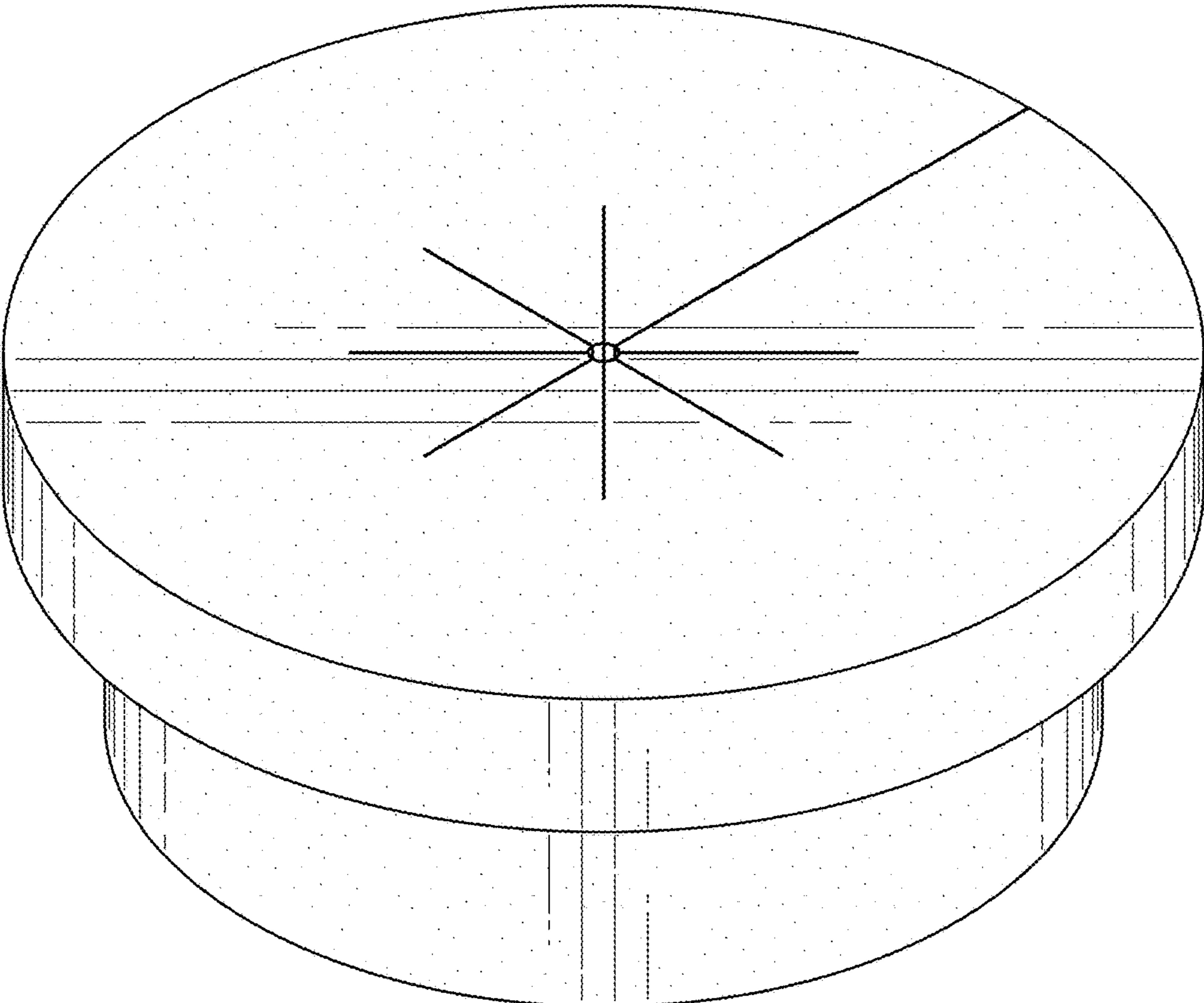


FIG. 8



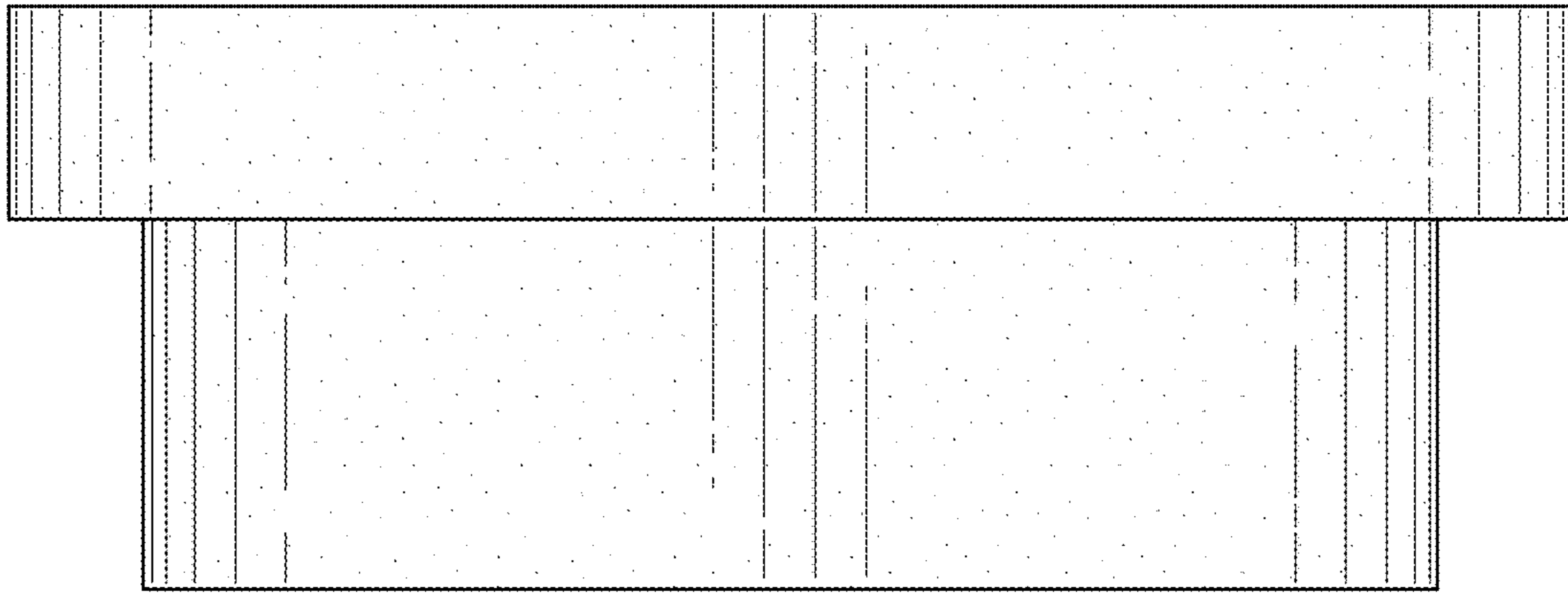


FIG. 9




FIG. 10

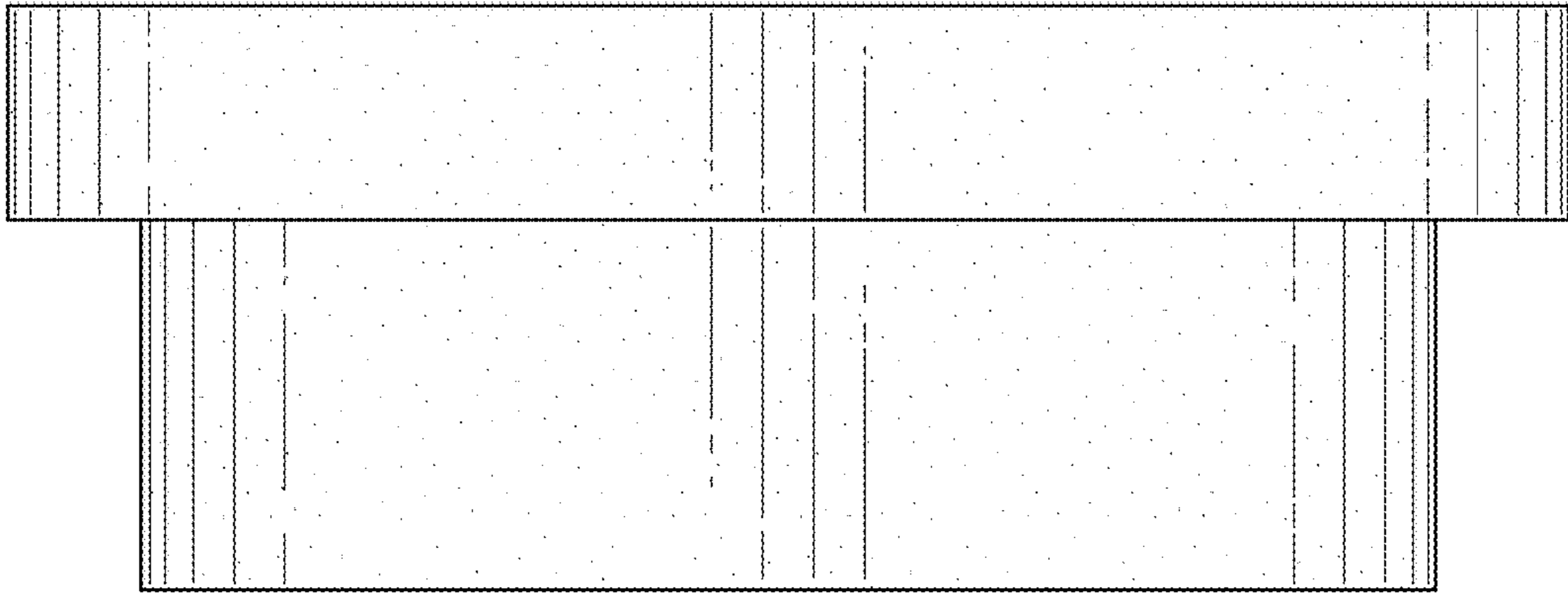


FIG. 11

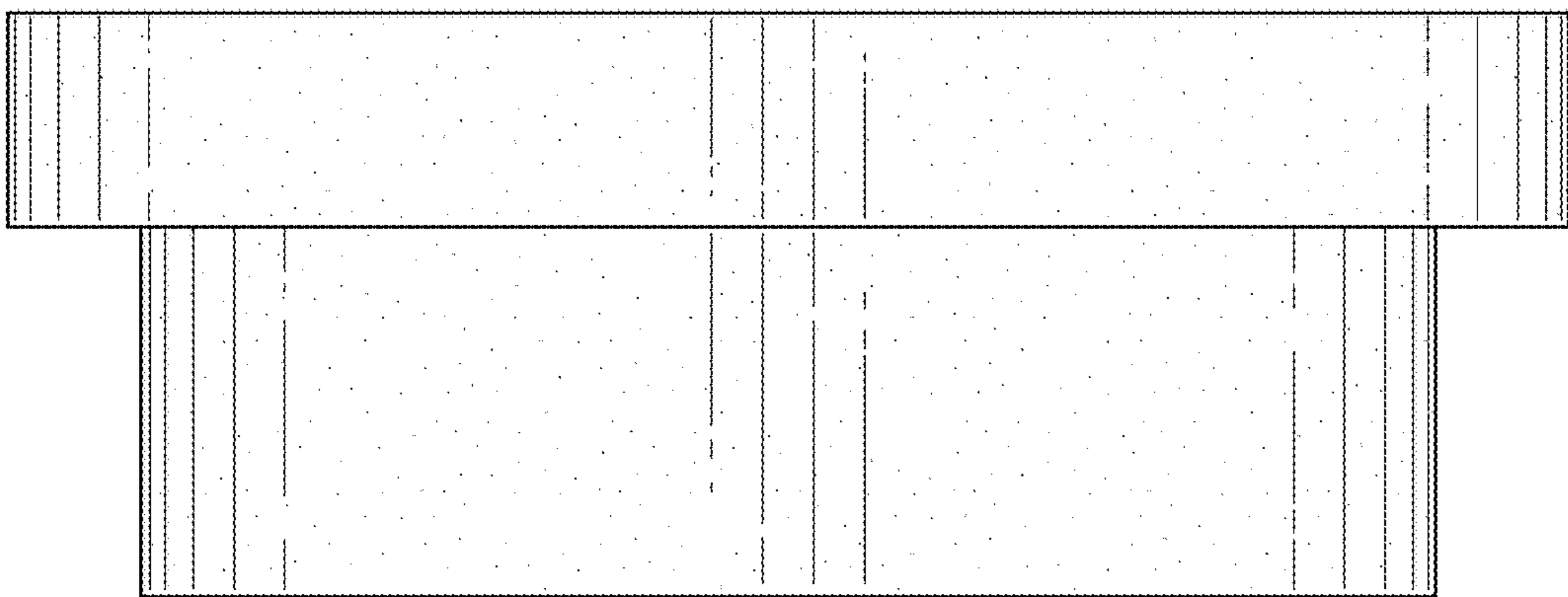


FIG. 12

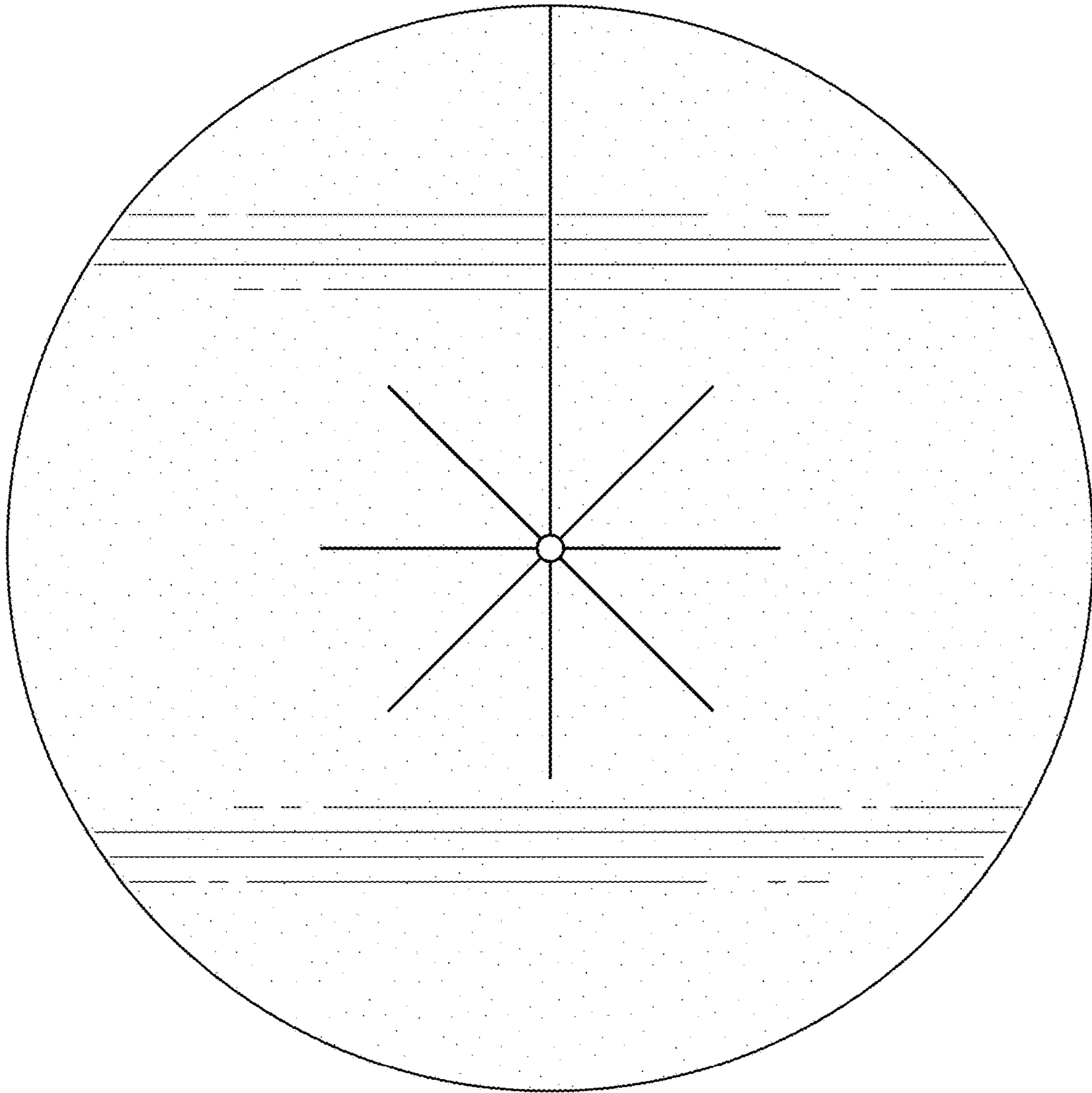


FIG. 13

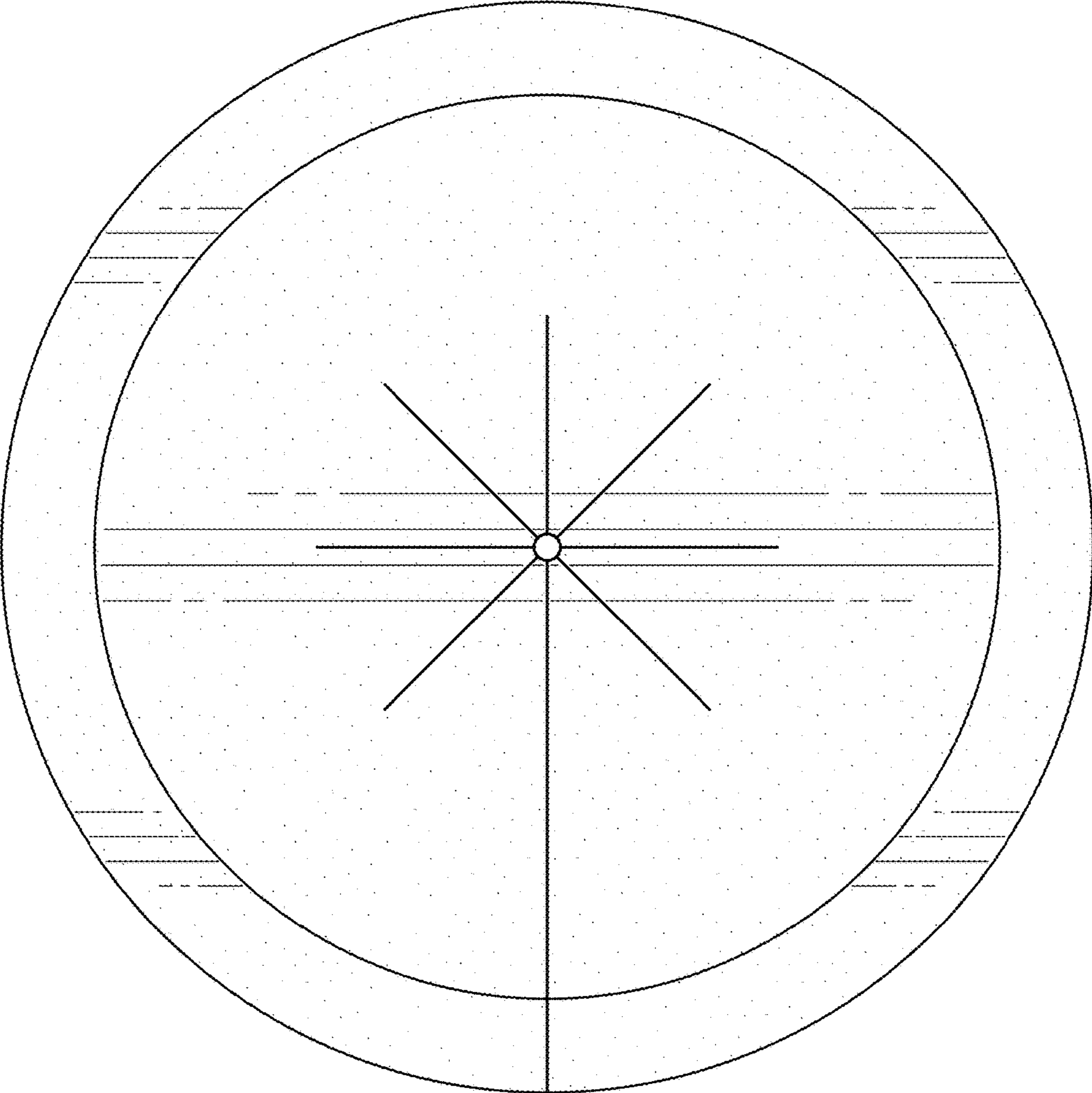


FIG. 14