



US00D826760S

(12) **United States Design Patent** (10) **Patent No.:** **US D826,760 S**
Deyaf et al. (45) **Date of Patent:** **** Aug. 28, 2018**

(54) **SIREN**

(71) Applicant: **SpeedTech Lights, Inc.**, Buda, TX (US)

(72) Inventors: **Malik Deyaf**, Buda, TX (US); **Mostafa Abdallah**, Buda, TX (US)

(73) Assignee: **SpeedTech Lights, Inc.**, Buda, TX (US)

(**) Term: **15 Years**

(21) Appl. No.: **29/594,070**

(22) Filed: **Feb. 15, 2017**

(51) **LOC (11) Cl.** **10-05**

(52) **U.S. Cl.**
USPC **D10/106.1**

(58) **Field of Classification Search**
USPC D10/46, 75, 78-80, 103, 106.1-106.95, D10/114.1, 114.4, 118, 118.2, 119.1, 120, D10/121, 125, 126, 132; D26/28, 29, 35, D26/60

CPC G08B 17/06; G08B 17/10; G08B 17/103; G08B 17/107; G08B 21/12; G08B 21/22; G08B 15/00; H04N 7/186; B60Q 1/0005; B60Q 1/0029; B60Q 1/0035; B60Q 1/0041; B60Q 1/02; B60Q 1/04; B60Q 1/0416; B60Q 1/0433; B60Q 1/0441; B60Q 1/045; H04R 1/00; H04R 1/02; H04R 1/08; H04R 1/083; H04R 1/086; G10K 7/00; G10K 7/005; G10K 7/02; G10K 7/04

See application file for complete search history.

(56) **References Cited**

U.S. PATENT DOCUMENTS

D228,259	S	*	8/1973	Pinkham	D10/106.1
D250,815	S	*	1/1979	Yanitz	D14/137
D255,882	S	*	7/1980	Kim	D10/121
D273,470	S	*	4/1984	Olson	D10/121
D361,995	S	*	9/1995	Culbertson	D14/137
5,831,515	A	*	11/1998	Stewart	G08B 3/10 340/384.4
D412,678	S	*	8/1999	Smith	D10/106.1
D503,644	S	*	4/2005	Case	D10/106.1
D574,799	S	*	8/2008	Cronmiller	D10/102
D689,785	S	*	9/2013	Miller	D10/106.1
D737,807	S	*	9/2015	Jekl	D14/197
D750,573	S	*	3/2016	Deyaf	D13/164
D750,574	S	*	3/2016	Deyaf	G08B 3/10 D13/164

* cited by examiner

Primary Examiner — George D. Kirschbaum

Assistant Examiner — Joseph J Kukella

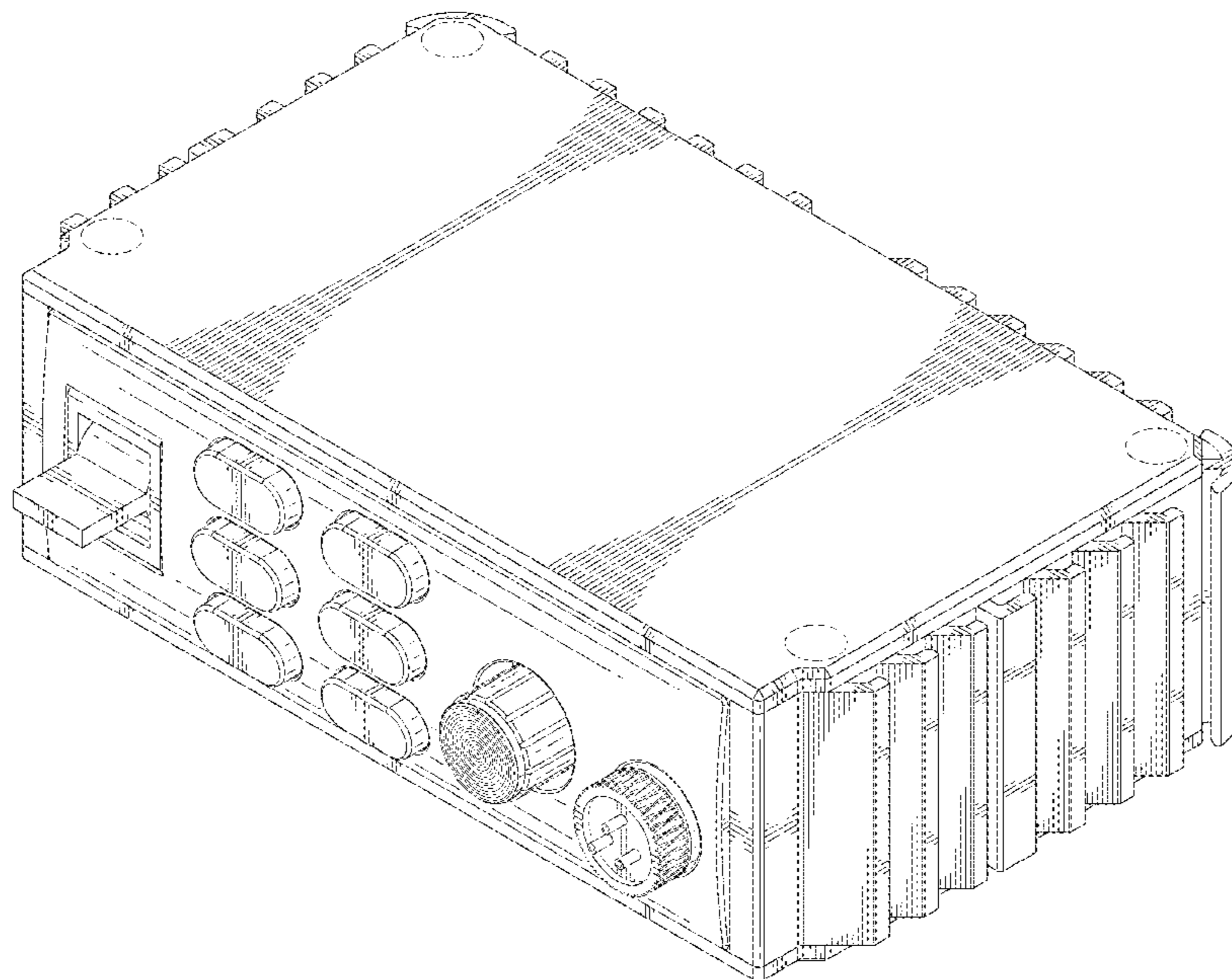
(57) **CLAIM**

The ornamental design for a siren, as shown and described.

DESCRIPTION

FIG. 1 is a perspective view of a siren showing our new design;
 FIG. 2 is a front view thereof;
 FIG. 3 is a back view thereof;
 FIG. 4 is a top plan view thereof;
 FIG. 5 is a bottom plan view thereof;
 FIG. 6 is a left side view thereof; and,
 FIG. 7 is a right side view thereof.
 The broken lines included illustrate portions of siren that form no part of the claimed design.

1 Claim, 6 Drawing Sheets



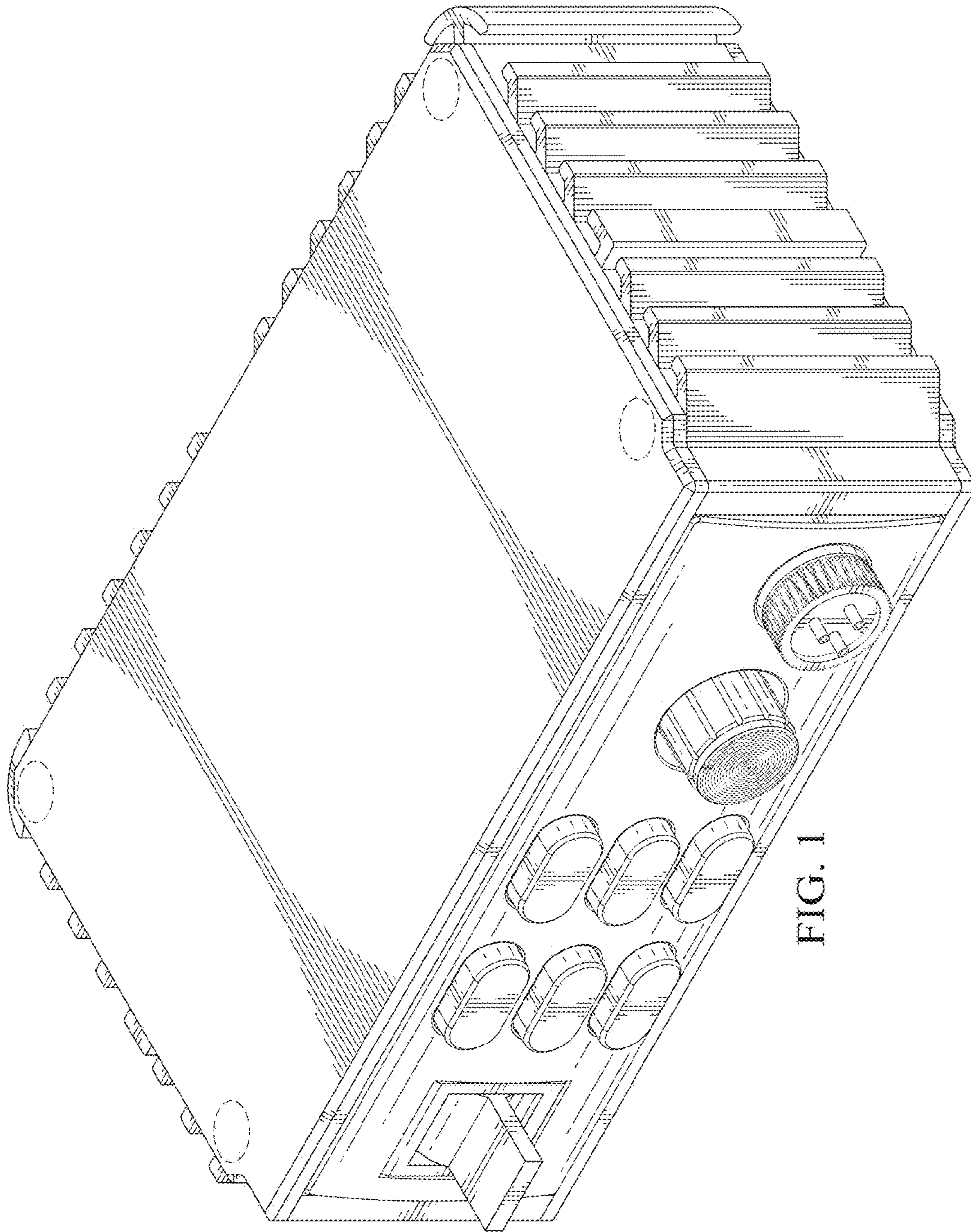


FIG. 1

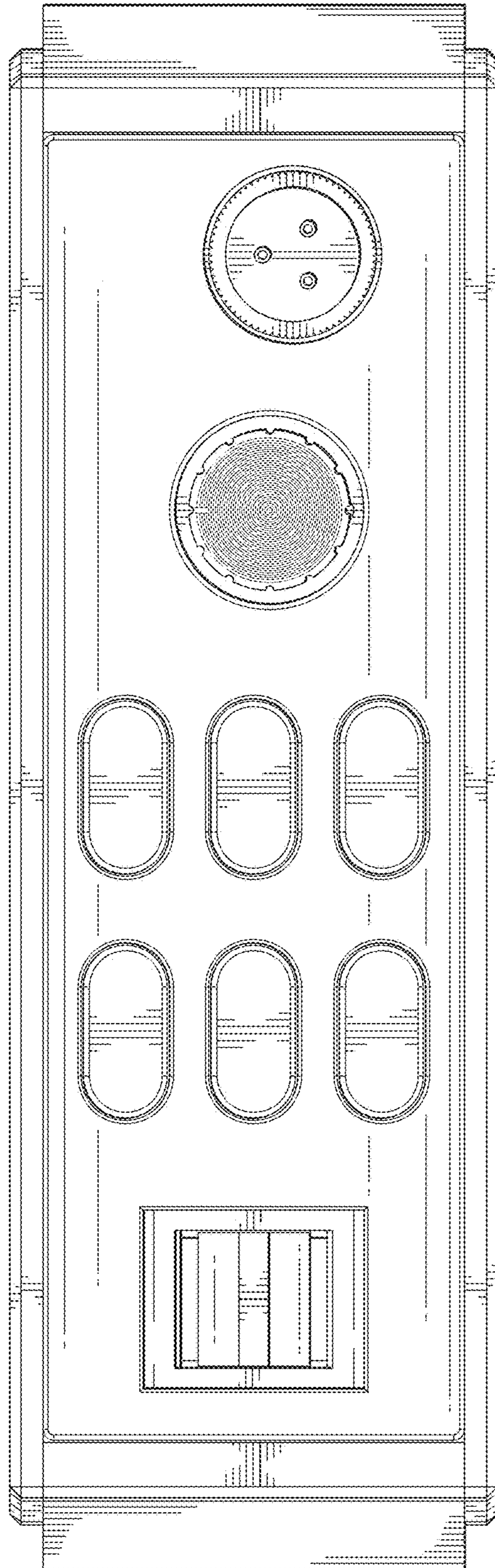


FIG. 2

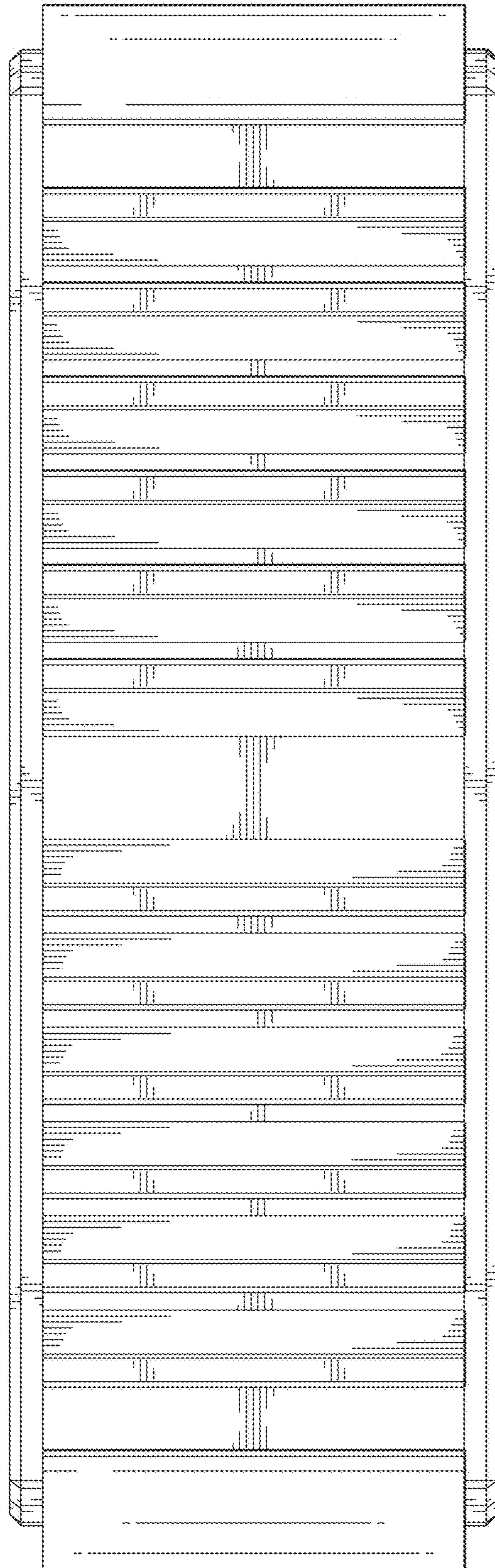


FIG. 3

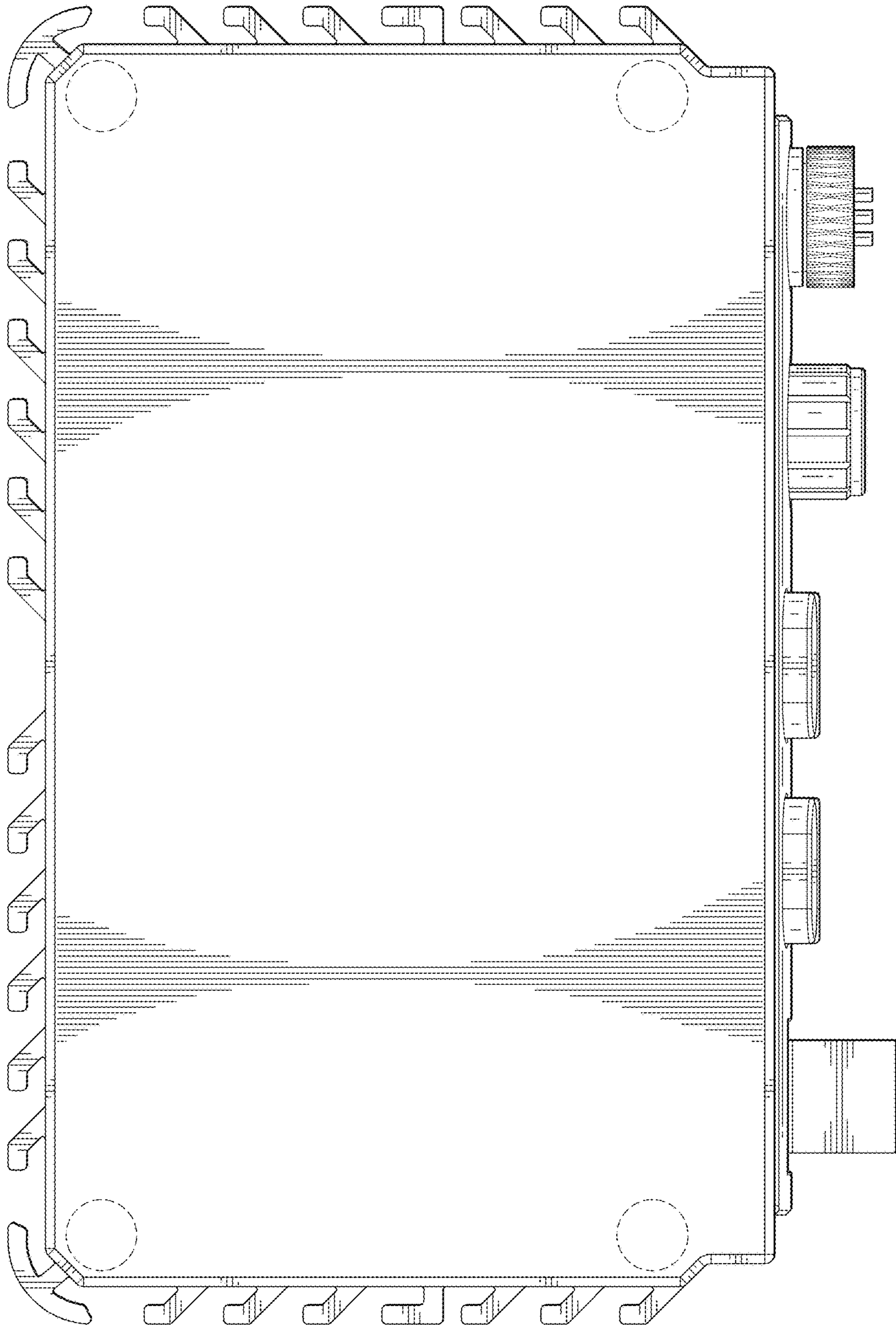


FIG. 4

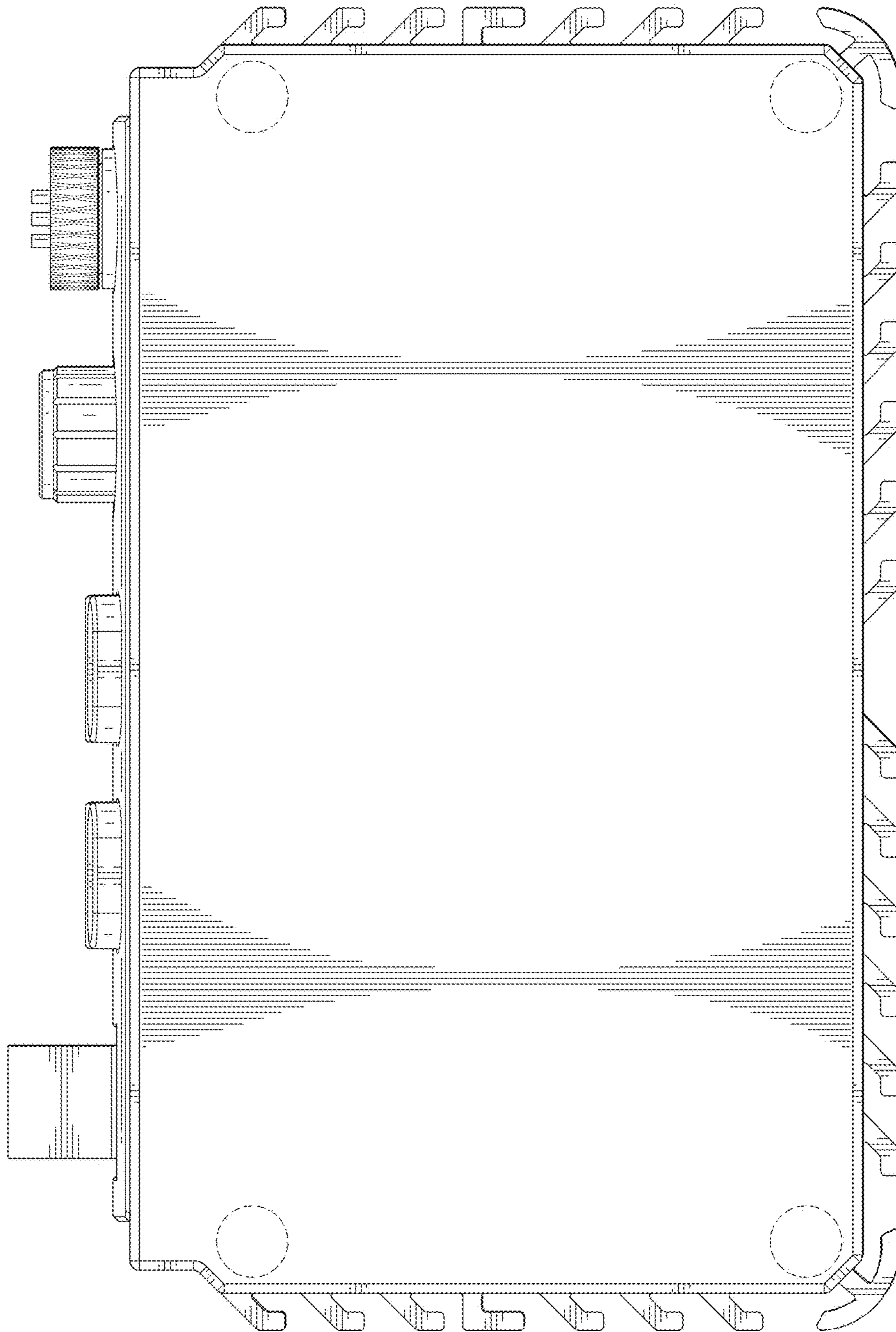


FIG. 5




FIG. 6

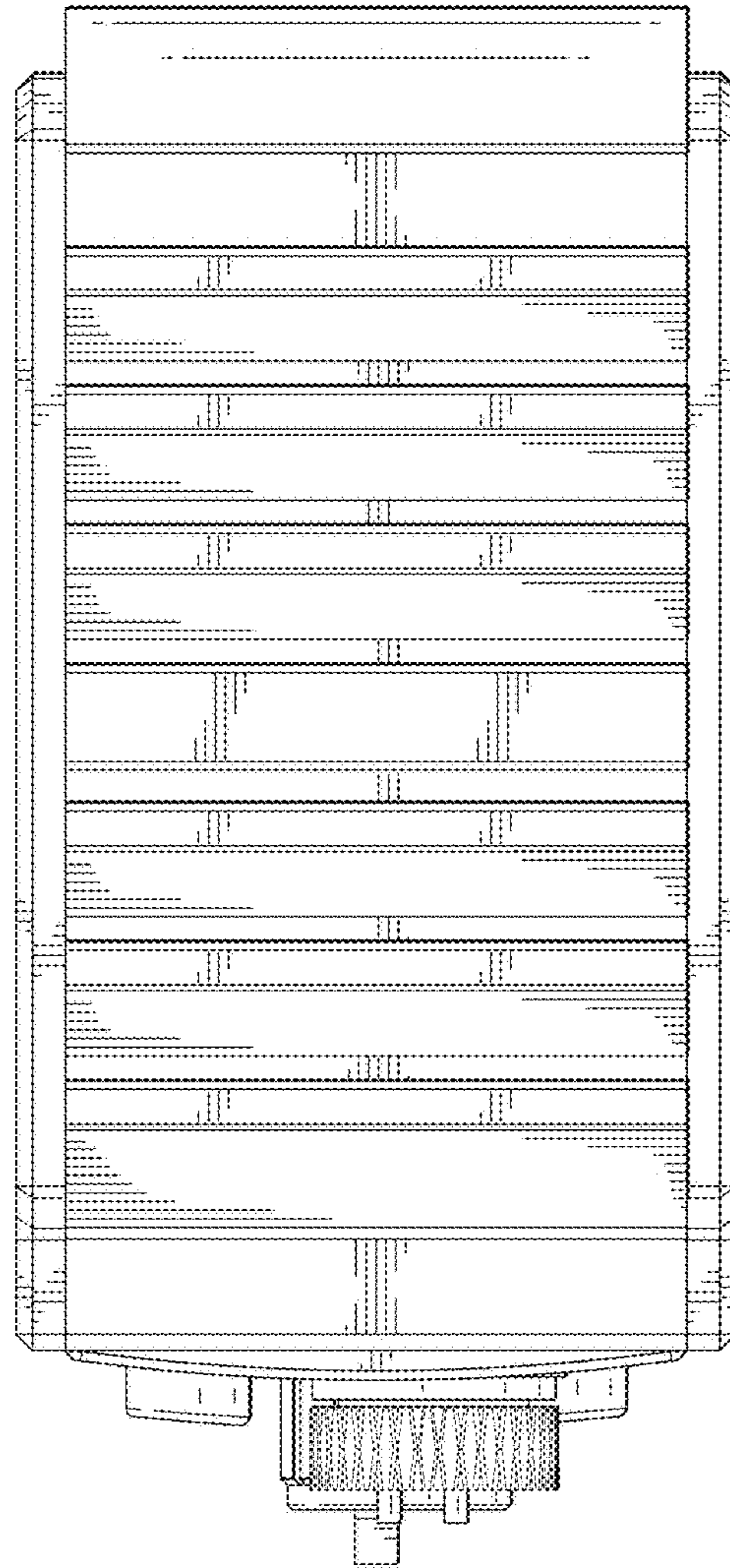


FIG. 7