



US00D826729S

(12) **United States Design Patent** (10) **Patent No.:** **US D826,729 S**  
**Kim et al.** (45) **Date of Patent:** **\*\* \*Aug. 28, 2018**

(54) **COSMETIC CONTAINER**

5/38; B65D 1/32; B65D 1/00; B65D 1/22; B65D 1/24; B65D 1/34; B65D 1/38

(71) Applicant: **YONWOO CO., LTD.**, Incheon (KR)

See application file for complete search history.

(72) Inventors: **You-Seob Kim**, Incheon (KR);  
**Min-goo Kim**, Incheon (KR); **Ung-Hee Lee**, Incheon (KR); **Kang-Jin Lee**, Incheon (KR)

(56) **References Cited**

U.S. PATENT DOCUMENTS

(73) Assignee: **YONWOO CO., LTD.**, Incheon (KR)

D399,417 S *	10/1998	Meausoone .....	D9/697
D405,354 S *	2/1999	Meausoone .....	D9/697
D488,059 S *	4/2004	Mounier .....	D9/697
D533,787 S *	12/2006	Kenyon .....	D9/682
D664,862 S *	8/2012	Smith .....	D9/695
D766,098 S *	9/2016	Seo .....	D9/695
D766,099 S *	9/2016	Kim .....	D9/697

(\*) Notice: This patent is subject to a terminal disclaimer.

\* cited by examiner

(\*\*) Term: **15 Years**

*Primary Examiner* — Abraham Bahta

(21) Appl. No.: **29/583,118**

(74) *Attorney, Agent, or Firm* — Marshall, Gerstein & Borun LLP

(22) Filed: **Nov. 2, 2016**

(30) **Foreign Application Priority Data**

May 9, 2016 (KR) ..... 30-2016-0021754

(51) **LOC (11) Cl.** ..... **09-03**

(57) **CLAIM**

(52) **U.S. Cl.**  
USPC ..... **D9/697**

The ornamental design for a cosmetic container, as shown and described.

(58) **Field of Classification Search**


**DESCRIPTION**

USPC ..... D9/702-714, 695-699, 435, 440, 521, D9/454, 544, 723-724, 499, 449, D9/727-728, 442, 447, 504; 222/92, 96, 222/107, 527-529, 215, 491, 206, 222/212-213, 251, 95, 536; 206/438, 206/822; 220/DIG. 7, 669; 215/321, 215/381, 382, 316, 380; 141/114-115; D28/91.1, 76-78, 82, 88; D4/114; D24/114; D7/601-602; D3/202, 205

CPC ..... B65D 35/00; B65D 35/28; B65D 35/02; B65D 35/04; B65D 35/08; B65D 35/36; B65D 35/38; B65D 5/00; B65D 5/001; B65D 5/0227; B65D 5/0254; B65D 5/0045; B65D 5/18; B65D 5/2033; B65D

FIG. 1 is a perspective view of a cosmetic container showing my new design;  
 FIG. 2 is a front elevational view thereof;  
 FIG. 3 is a rear elevational view thereof;  
 FIG. 4 is a left side elevational view thereof;  
 FIG. 5 is a right side elevational view thereof;  
 FIG. 6 is an enlarged top plan view thereof; and,  
 FIG. 7 is an enlarged bottom plan view thereof.

**1 Claim, 5 Drawing Sheets**



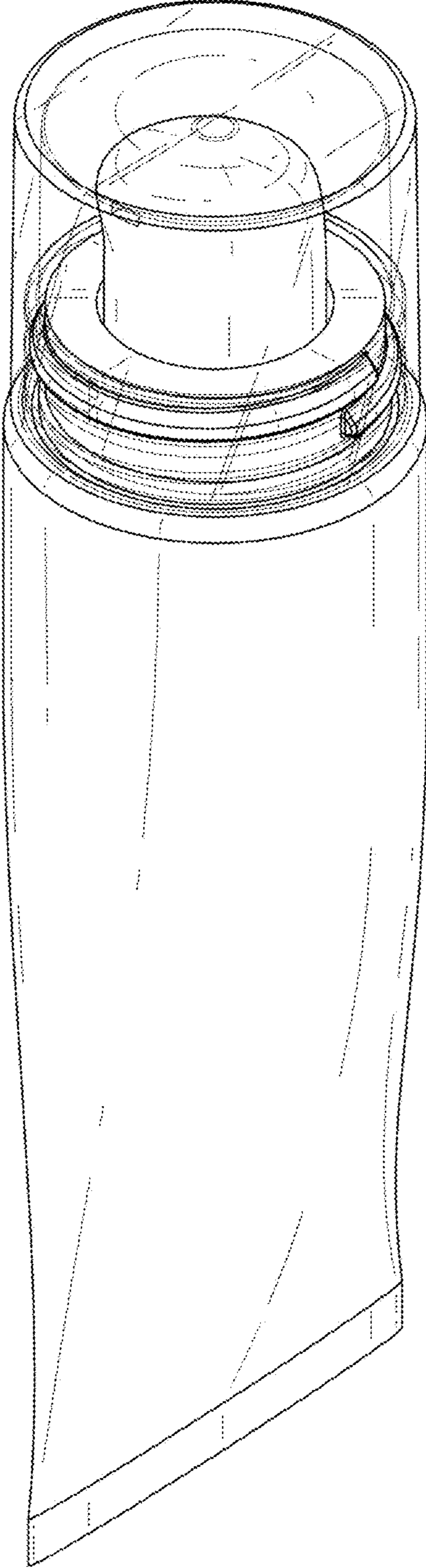


Fig. 1

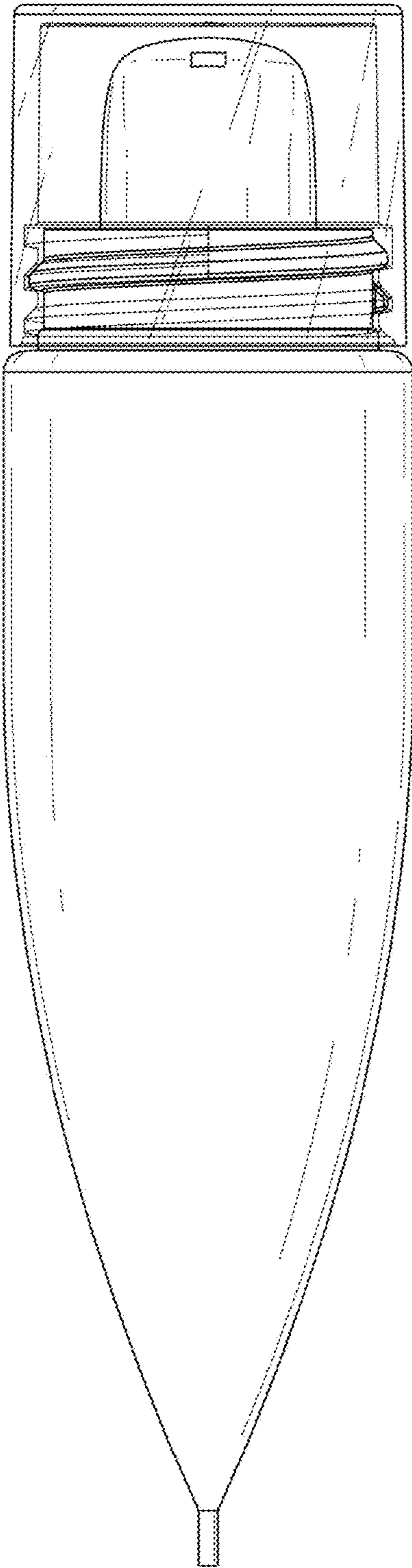


Fig. 2

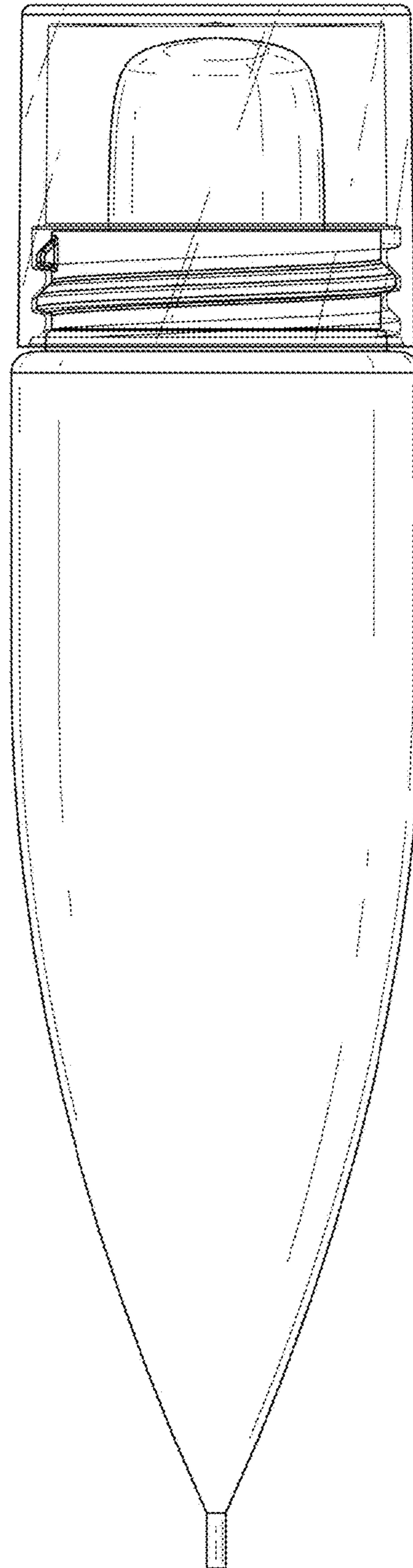


Fig. 3

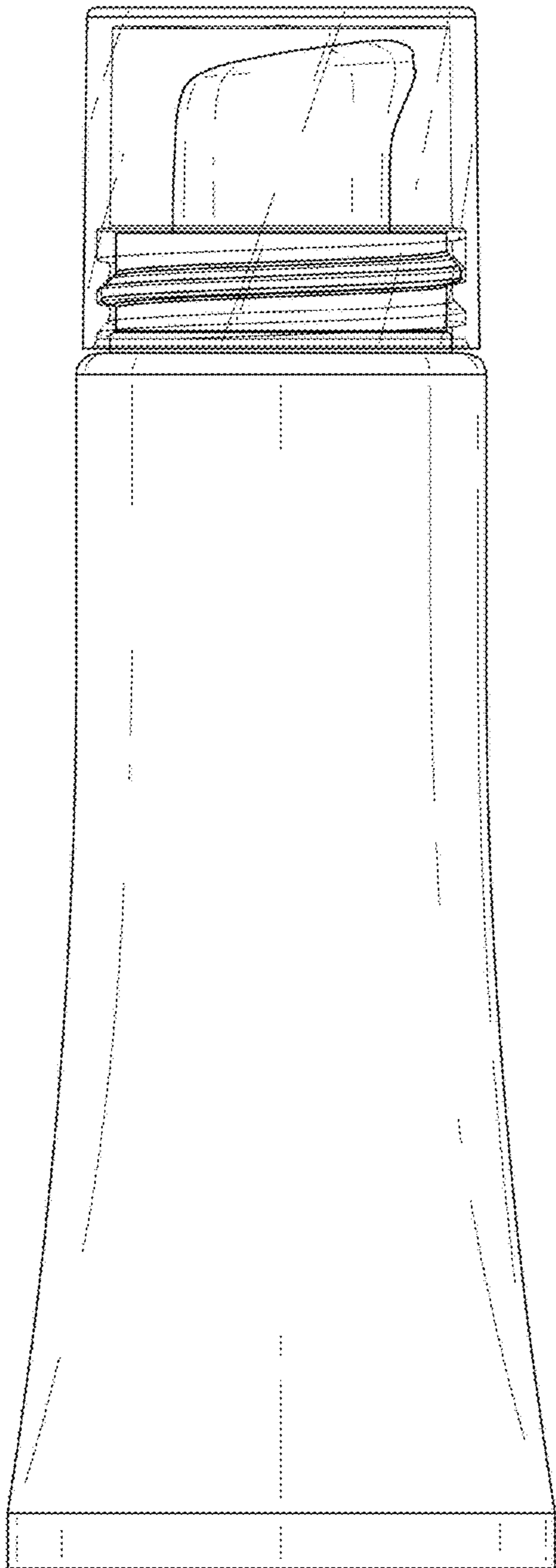


Fig. 4

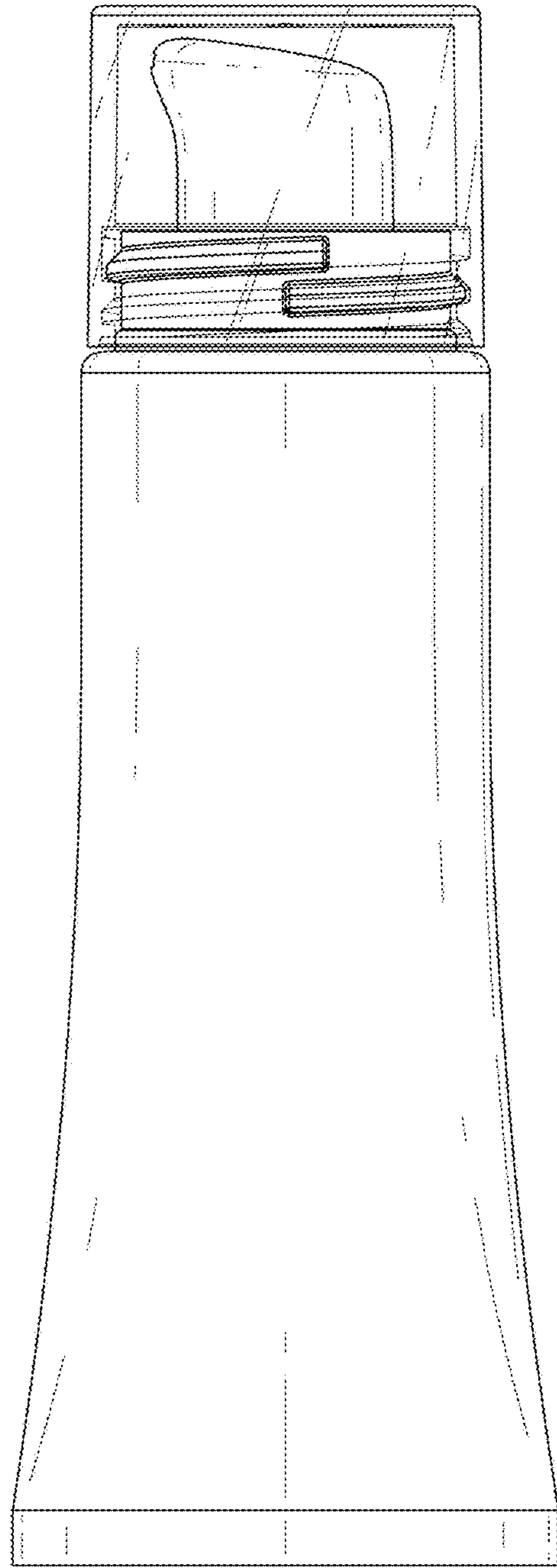


Fig. 5

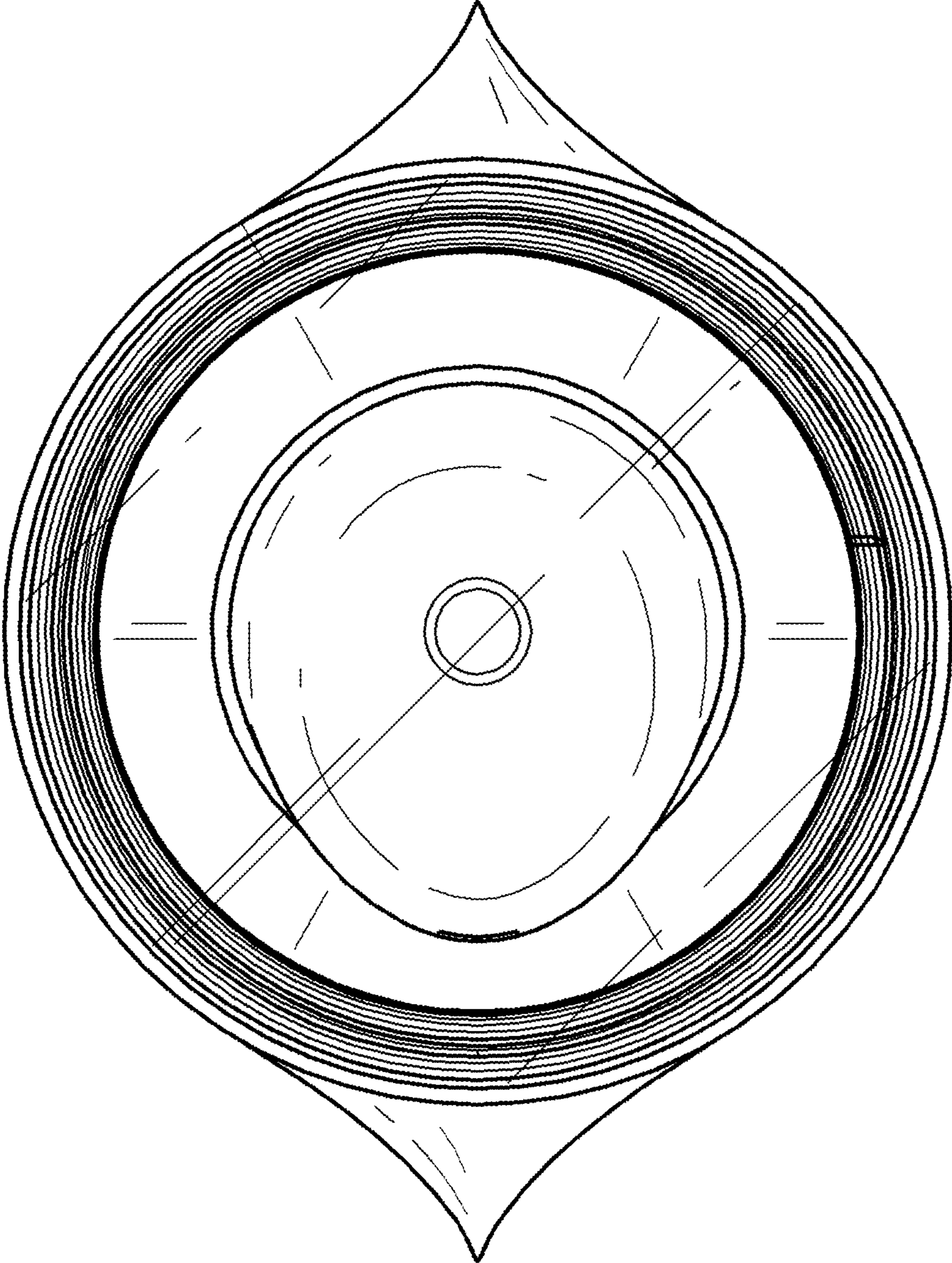


Fig. 6

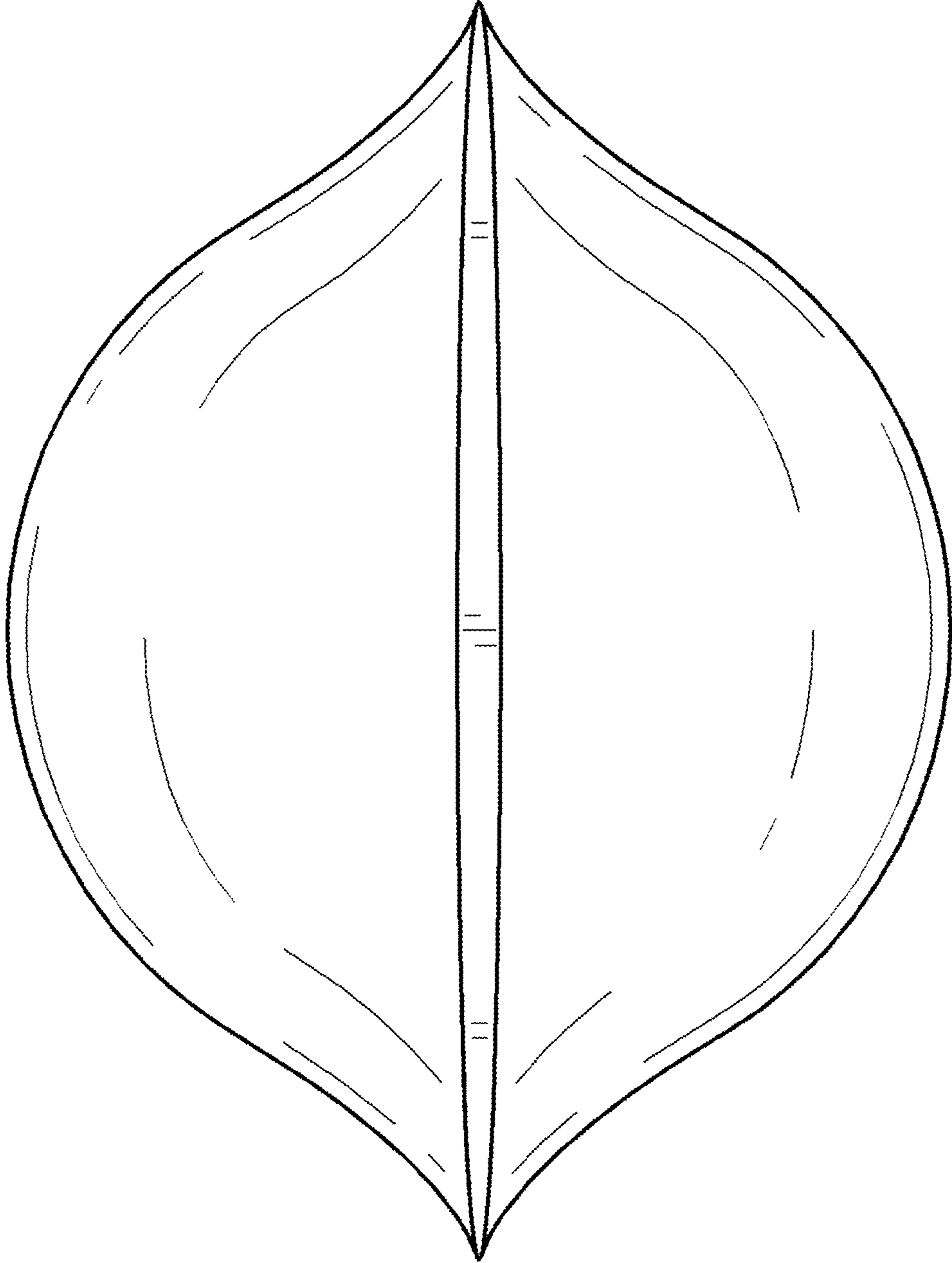


Fig. 7